

31 CLAYTON STREET



Fr. J cut #920H - Har. cut #9202R - Thr. cut #9203R - Fab. cut #9204R

CITY OF PORTLAND, MAINE
Application for Permit to Install Wires

Permit No. **2375**
 Issued **11/21**, 19**74**

Portland, Maine

To the City Electrician, Portland, Maine:

The undersigned hereby applies for a permit to install wires for the purpose of conducting electric current, in accordance with the laws of Maine, the Electrical Ordinance of the City of Portland, and the following specifications:

(This form must be completely filled out - Minimum Fee, \$1.00)

Owner's Name and Address **SCOTT RICHARDSON** Tel. **797-3395**
 Contractor's Name and Address **ROLAND N. BUTEAU WSTAK** Tel.
 Location **31 CLAYTON ST** Use of Building **DWELLING**
 Number of Families **1** Apartments Stores Number of Stories
 Description of Wiring: New Work Additions Alterations

Pipe Cable Metal Molding BX Cable Plug Molding (No. of feet)
 No. Light Outlets Plugs Light Circuits Plug Circuits
 FIXTURES: No. Fluor. or Strip Lighting (No. feet)
 SERVICE: Pipe Cable Underground No. of Wires Size
 METERS: Relocated Added Total No. Meters
 MOTORS: Number Phase H. P. Amps Volts Starter
 HEATING UNITS: Domestic (Oil) No. Motors Phase H.P.
 Commercial (Oil) No. Motors Phase H.P.
 Electric Heat (No. of Rooms)

60 to 100 AMPS

APPLIANCES: No. Ranges Watts Brand Feeds (Size and No.)
 Elec. Heaters Watts
 Miscellaneous Watt Extra Cabinets or Panels

Transformers Air Conditioners (No. Units) Signs (No. Units)
 Will commence 19 Ready to cover in 19 Inspection 19
 Amount of Fee \$ **2.00**

Signed *Claudio E. Richardson #8412*

DO NOT WRITE BELOW THIS LINE

SERVICE	<input checked="" type="checkbox"/>	METER		GROUND
VISITS: 1	<i>1-27-75</i>	3	4	5 6
		7 8 9	10	11 12

REMARKS:

Service called in

INSPECTED BY

Lalby

(OVER)



FILL IN AND SIGN WITH INK

APPLICATION FOR PERMIT FOR HEATING, COOKING OR POWER EQUIPMENT

Portland, Maine, January 22, 1966

PERMIT ISSUED JAN 22 1966 CITY OF PORTLAND

To the INSPECTOR OF BUILDINGS, PORTLAND, ME.

The undersigned hereby applies for a permit to install the following heating, cooking or power equipment in accordance with the Laws of Maine, the Building Code of the City of Portland, and the following specifications:

Location 31 Clayton St. Use of Building Dwelling No. Stories 1 Existing Building Existing Name and address of owner of appliance Clinton Dyer, 31 Clayton St. Installer's name and address Portland Sebago Ice and Coal, 302 Commercial St Telephone

General Description of Work

To install oil-fired forced hot water heating system in place of one-pipe warm air

IF HEATER, OR POWER BOILER

Location of appliance basement Any burnable material in floor surface or beneath? no If so, how protected? Kind of fuel? oil Minimum distance to burnable material, from top of appliance or casing top of furnace 4' From top of smoke pipe 3' From front of appliance 4' From sides or back of appliance 3' Size of chimney flue 8x8 Other connections to same flue none If gas fired, how vented? Rated maximum demand per hour Will sufficient fresh air be supplied to the appliance to insure proper and safe combustion? yes

IF OIL BURNER

Name and type of burner Delco Labelled by underwriters' laboratories? yes Will operator be always in attendance? Does oil supply line feed from top or bottom of tank? bottom Type of floor beneath burner concrete Size of vent pipe 1 1/2" Location of oil storage basement Number and capacity of tanks existing Low water shut off Make No. Will all tanks be more than five feet from any flame? yes How many tanks enclosed? Total capacity of any existing storage tanks for furnace burners none

IF COOKING APPLIANCE

Location of appliance Any burnable material in floor surface or beneath? If so, how protected? Height of Legs, if any Skirting at bottom of appliance? Distance to combustible material from top of appliance? From front of appliance From sides and back From top of smokepipe Size of chimney flue Other connections to same flue Is hood to be provided? If so, how vented? Forced or gravity? If gas fired, how vented? Rated maximum demand per hour

MISCELLANEOUS EQUIPMENT OR SPECIAL INFORMATION

Amount of fee enclosed? 2.00 (\$2.00 for one heater, etc., \$1.00 additional for each additional heater, etc., in same building at same time.)

APPROVED:

Will there be in charge of the above work a person competent to see that the State and City requirements pertaining thereto are observed? yes oil Portland Sebago Ice and Coal

Signature of Installer By: A. J. Smith

CS 300

INSPECTION COPY

Permit No. 64/69
 Location 31 Chestnut Street
 Owner Clara Dye
 Date of permit 1/22/64
 Approved 3/2/64

NOTES

1		
2		
3		
4		
5		
6		
7	2 Gallons	
8	1 inch dia. pipe	
9	1 inch dia. pipe	
10	1 inch dia. pipe	
11	1 inch dia. pipe	
12	1 inch dia. pipe	
13	1 inch dia. pipe	
14	1 inch dia. pipe	
15	1 inch dia. pipe	
16	1 inch dia. pipe	
17	1 inch dia. pipe	
18	1 inch dia. pipe	
19	1 inch dia. pipe	
20	1 inch dia. pipe	
21	1 inch dia. pipe	
22	1 inch dia. pipe	
23	1 inch dia. pipe	
24	1 inch dia. pipe	
25	1 inch dia. pipe	
26	1 inch dia. pipe	
27	1 inch dia. pipe	
28	1 inch dia. pipe	
29	1 inch dia. pipe	
30	1 inch dia. pipe	
31	1 inch dia. pipe	
32	1 inch dia. pipe	
33	1 inch dia. pipe	
34	1 inch dia. pipe	
35	1 inch dia. pipe	
36	1 inch dia. pipe	
37	1 inch dia. pipe	
38	1 inch dia. pipe	
39	1 inch dia. pipe	
40	1 inch dia. pipe	
41	1 inch dia. pipe	
42	1 inch dia. pipe	
43	1 inch dia. pipe	
44	1 inch dia. pipe	
45	1 inch dia. pipe	
46	1 inch dia. pipe	
47	1 inch dia. pipe	
48	1 inch dia. pipe	
49	1 inch dia. pipe	
50	1 inch dia. pipe	
51	1 inch dia. pipe	
52	1 inch dia. pipe	
53	1 inch dia. pipe	
54	1 inch dia. pipe	
55	1 inch dia. pipe	
56	1 inch dia. pipe	
57	1 inch dia. pipe	
58	1 inch dia. pipe	
59	1 inch dia. pipe	
60	1 inch dia. pipe	
61	1 inch dia. pipe	
62	1 inch dia. pipe	
63	1 inch dia. pipe	
64	1 inch dia. pipe	
65	1 inch dia. pipe	
66	1 inch dia. pipe	
67	1 inch dia. pipe	
68	1 inch dia. pipe	
69	1 inch dia. pipe	
70	1 inch dia. pipe	
71	1 inch dia. pipe	
72	1 inch dia. pipe	
73	1 inch dia. pipe	
74	1 inch dia. pipe	
75	1 inch dia. pipe	
76	1 inch dia. pipe	
77	1 inch dia. pipe	
78	1 inch dia. pipe	
79	1 inch dia. pipe	
80	1 inch dia. pipe	
81	1 inch dia. pipe	
82	1 inch dia. pipe	
83	1 inch dia. pipe	
84	1 inch dia. pipe	
85	1 inch dia. pipe	
86	1 inch dia. pipe	
87	1 inch dia. pipe	
88	1 inch dia. pipe	
89	1 inch dia. pipe	
90	1 inch dia. pipe	
91	1 inch dia. pipe	
92	1 inch dia. pipe	
93	1 inch dia. pipe	
94	1 inch dia. pipe	
95	1 inch dia. pipe	
96	1 inch dia. pipe	
97	1 inch dia. pipe	
98	1 inch dia. pipe	
99	1 inch dia. pipe	
100	1 inch dia. pipe	

4/2/64 - 11:50 am

PERMIT TO INSTALL PLUMBING

11848
PERMIT NUMBER

Date issued: **8-15-62**

Address: **31 Clayton Street**

Installation For: **Clint Dyer**

Owner of Bldg: **Clint Dyer**

Owner's Address: **31 Clayton Street**

Plumber: **William H. Carr** Date: **8-15-62**

By: **J. P. Welch**


APPROVED FIRST INSPECTION	NEW	REPL	PROPOSED INSTALLATIONS	NUMBER	FEE
AUG. 17 1962			SINKS		
			LAVATORIES		
Date: JOSEPH P. WELCH			TOILETS		
			BATH TUBS		
APPROVED FINAL INSPECTION			SHOWERS		
			DRAINS		
Date: JOSEPH P. WELCH			HOT WATER TANKS		
			TANKLESS WATER HEATERS		
By: JOSEPH P. WELCH			GARBAGE GRINDERS		
			SEPTIC TANKS		
TYPE OF BUILDING			HOUSE SEWERS	1	\$ 2.00
	<input type="checkbox"/> COMMERCIAL		ROOF LEADERS (Conn. to house drain)		
<input type="checkbox"/> RESIDENTIAL					
<input type="checkbox"/> SINGLE					
<input type="checkbox"/> MULTI FAMILY					
<input type="checkbox"/> NEW CONSTRUCTION					
<input type="checkbox"/> REMODELING					

PORTLAND HEALTH DEPT. PLUMBING INSPECTION TOTAL ▶ \$ 2.00

REMODELING PORTLAND HEALTH DEPT. PLUMBING INSPECTION TOTAL ▶ \$ 2.00

100000000000

VII



100000000000



PERMIT TO INSTALL PLUMBING

11847
PERMIT NUMBER

Date Issued: <u>8-15-62</u>		Address: <u>St Clayton Street</u>	
By: <u>J. P. Welch</u> PORTLAND PLUMBING INSPECTOR		Installation For: <u>Clinic/Dypr</u>	
APPROVED FIRST INSPECTION Date: <u>AUG 17 1962</u>		Owner of Bldg: <u>Clyde Dyer</u>	
By: <u>JOSEPH E. WELCH</u>		Owner's Address: <u>St Clayton Street</u>	
APPROVED FINAL INSPECTION Date: <u>AUG 17 1962</u>		Plumber: <u>William H. Carr</u>	
By: <u>JOSEPH E. WELCH</u>		Date: <u>8-15-62</u>	
TYPE OF BUILDING		PROPOSED INSTALLATIONS	
<input type="checkbox"/> COMMERCIAL		NEW	REPL
<input type="checkbox"/> RESIDENTIAL		SINKS	
<input type="checkbox"/> SINGLE		LAVATORIES	
<input type="checkbox"/> MULTI FAMILY		TOILETS	
<input type="checkbox"/> NEW CONSTRUCTION		BATH TUBS	
<input type="checkbox"/> REMODELING		SHOWERS	
		DRAINS	
		HOT WATER TANKS	
		PRESSURELESS WATER HEATERS	
		GARBAGE GRINDERS	
		SEPTIC TANKS	
		HOUSE SEWERS	
		ROOF LEAKERS (Conn to house drain)	
		TOTAL \$ <u>2.00</u>	

PORTLAND HEALTH DEPT PLUMBING INSPECTION

STATEMENT ACCOMPANYING APPLICATION FOR BUILDING PERMIT

for 1 car garage Date April 17, 1958
at 31 Clayton St.

1. In whose name is the title of the property now recorded? Clinton Dyer
2. Are the boundaries of the property in the vicinity of the proposed work shown clearly on the ground, and how? fence and stakes
3. Is the outline of the proposed work now staked out upon the ground? yes
If not, will you notify the Inspection Office when the work is staked out and before any of the work is commenced? _____
4. What is to be maximum projection or overhang of eaves or drip? none
5. Do you assume full responsibility for the correctness of the location plan or statement of location filed with this application, and does it show the complete outline of the proposed work on the ground, including bay windows, porches and other projections? yes
6. Do you assume full responsibility for the correctness of all statements in the application concerning the sizes, design and use of the proposed building? yes
7. Do you understand in case changes are proposed in the location of the work or in any of the details specified in the application that a revised plan and application must be submitted to this office before such changes are made? yes

Clinton H. Dyer



R3 RESIDENCE ZONE

APPLICATION FOR PERMIT

Class of Building or Type of Structure Third Class
Portland, Maine, April 17, 1958

PERMIT ISSUED
00383
APR 17 1958
CITY of PORTLAND

To the INSPECTOR OF BUILDINGS, PORTLAND, MAINE

The undersigned hereby applies for a permit to erect alter repair demolish install the following building structure equipment in accordance with the Laws of the State of Maine, the Building Code and Zoning Ordinance of the City of Portland, plans and specifications, if any, submitted herewith and the following specifications:

Location 31 Clayton St. Within Fire Limits? _____ Dist. No. _____
Owner's name and address Clinton H. Dyer, 31 Clayton St. Telephone _____
Lessee's name and address _____ Telephone _____
Contractor's name and address owner Telephone _____
Architect _____ Specifications _____ Plans yes No. of sheets 1
Proposed use of building 1 car garage No. families _____
Last use _____ No. families _____
Material _____ No. stories _____ Heat _____ Style of roof _____ Roofing _____
Other buildings on same lot Dwelling
Estimated cost \$ 1000. Fee \$ 4.00

General Description of New Work

To construct 1-car frame garage 14'x22'

It is understood that this permit does not include installation of heating apparatus which is to be taken out separately by and in the name of the heating contractor. PERMIT TO BE ISSUED TO owner

Details of New Work

Is any plumbing involved in this work? _____ Is any electrical work involved in this work? _____
Height average grade to top of plate 8' Height average grade to highest point of roof 13'
Size, front 14' depth 22' No. stories 1 solid or filled land? solid earth or rock? earth
Material of foundation concrete slab Thickness, top _____ bottom _____ cellar _____
Material of underpinning _____ Height _____ Thickness _____
Kind of roof pitch Rise per foot 7" Roof covering asphalt roofing Class C Und. Lab.
No. of chimneys _____ Material of chimneys _____ of lining _____ Kind of heat _____ fuel _____
Framing lumber—Kind hemlock Dressed or full size? dressed
Corner posts 4x4 Sills 4x6 Girt or ledger board? _____ Size _____
Girders _____ Size _____ Columns under girders _____ Size _____ Max. on centers _____
Studs (outside walls and carrying partitions) 2x4-24" O. C. Bridging in every floor and flat roof span over 8 feet.
Joists and rafters: 1st floor concrete, 2nd _____, 3rd _____, roof 2x6
On centers: 1st floor _____, 2nd _____, 3rd _____, roof 20"
Maximum span: 1st floor _____, 2nd _____, 3rd _____, roof 7'
If one story building with masonry walls, thickness of walls? _____ height? _____

If a Garage

No. cars now accommodated on same lot _____, to be accommodated 1 number commercial cars to be accommodated 1
Will automobile repairing, be done other than minor repairs to cars habitually stored in the proposed building? no

APPROVED:
O.H. 4/17/58-ajd

Miscellaneous

Will work require disturbing of any tree on a public street? no
Will there be in charge of the above work a person competent to see that the State and City requirements pertaining thereto are observed? yes

CSA 104 90 MAINE PRINTING CO.

INSPECTION COPY

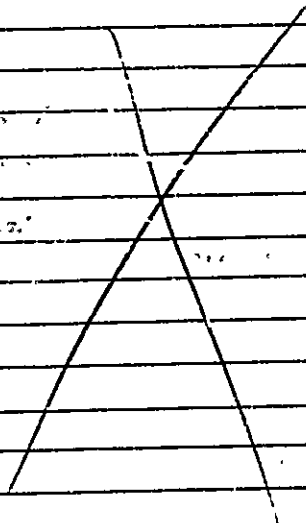
Signature of owner

Clinton H. Dyer

PH

NOTES

4/17/58 *Exile camp*
stakeing out in O.K.
 P11
 5/1/58 - *Tramway completed* P11
 5/19/58 - *Wals Road S.P.S.*



477
 Permit No. *58/323*
 Location *37 Deane St. N.E.*
 Owner *Clintond Deane*
 Date of permit *4/17/58*
 Notif. closing-in _____
 Inspn. closing-in _____
 Final Inspn. *5/19/58*
 Cert. of Occupancy issued _____



(RA) 1953

APPLICATION FOR PERMIT

Class of Building or Type of Structure Third Class
Portland, Maine, March 4, 1953

PERMIT ISSUED
00239
MAR-5, 1953
CITY of PORTLAND

To the INSPECTOR OF BUILDINGS, PORTLAND, MAINE

The undersigned hereby applies for a permit to ~~construct~~ alter ~~and~~ ~~add~~ ~~to~~ ~~the~~ following building ~~structure~~ ~~or~~ ~~part~~ ~~thereof~~ in accordance with the Laws of the State of Maine, the Building Code and Zoning Ordinance of the City of Portland, plans and specifications, if any, submitted herewith and the following specifications:

Location 21 Clayton St. Within Fire Limits? no Dist. No. _____
 Owner's name and address Clinton W. Dyer, 31 Clayton St. Telephone _____
 Lessee's name and address _____ Telephone _____
 Contractor's name and address Carl Hayden, 119 Brentwood St. Telephone _____
 Architect _____ Specifications _____ Plans nc No. of sheets _____
 Proposed use of building dwelling house No. families 1
 Last use _____ " " _____ No. families 1
 Material wood No. stories 1 1/2 Heat _____ Style of roof _____ Roofing _____
 Other buildings on same lot _____ Fee \$ 2.00
 Estimated cost \$ 500.

General Description of New Work

To finish off one room on second floor using celotex.
To construct stairway from first to second floor,

It is understood that this permit does not include installation of heating apparatus which is to be taken out separately by _____ in the name of the heating contractor. **PERMIT TO BE ISSUED TO Clinton W. Dyer**

Details of New Work

Is any plumbing involved in _____ work? _____ Is any electrical work involved in this work? _____
 Is connection to be made to public sewer? _____ If no, what is proposed for sewage? _____
 Height average grade to top of plate _____ Height average grade to highest point of roof _____
 Size, front _____ depth _____ No. stories _____ solid or filled land? _____ earth or rock? _____
 Material of foundation _____ Thickness, top _____ bottom _____ cellar _____
 Material of underpinning _____ Height _____ Thickness _____
 Kind of roof _____ Rise per foot _____ Roof covering _____
 No. of chimneys _____ Material of chimneys _____ of lining _____ Kind of heat _____ fuel _____
 Framing lumber—Kind _____ Dressed or full size? _____
 Corner posts _____ Sills _____ Girt or ledger board? _____ Size _____
 Girders _____ Size _____ Columns under girders _____ Size _____ Max. on centers _____
 Studs (outside walls and carrying partitions) 2x4-16' O. C. Bridging in every floor and flat roof span over 8 feet.
 Joists and rafters: 1st floor _____, 2nd _____, 3rd _____, roof _____
 O.C. centers: 1st floor _____, 2nd _____, 3rd _____, roof _____
 Maximum span: 1st floor _____, 2nd _____, 3rd _____, roof _____
 If one story building with masonry walls, thickness of walls? _____ height? _____

If a Garage

No. cars now accommodated on same lot _____, to be accommodated _____ number commercial cars to be accommodated _____
 Will automobile repairs be done other than minor repairs to cars habitually stored in the proposed building? _____

Miscellaneous

Will work require disturbing of any tree on a public street? no
 Will there be in charge of the above work a person competent to see that the State and City requirements pertaining thereto are observed? yes

APPROVED:
O.W. 3/4/53 - C.W.D.

Signature of owner Clinton W. Dyer

INSPECTION COPY

NOTES

3/11/53 - Talked with ~~Contractor~~ about ~~contract~~.
Should be no ~~work~~.
See implied ~~liability~~ of ~~contract~~.
~~The individual in charge of~~ ~~contract~~ ~~work~~.
3/17/53 - Told G.T. to close
~~contract~~ ~~work~~.

Permit No. 53/289
Location ~~City~~ ~~Delaware~~
Owner ~~City~~ ~~Delaware~~ ~~Dept~~
Date of permit 3/5/53
Notif. closing-in
Inspection closing-in
Final Notif.
Final Inspector 3/12/53
Certificate of Occupancy issued

444

~~Large crossed-out section of lined paper.~~


~~Large crossed-out section of lined paper.~~



FILL IN AND SIGN WITH INK

APPLICATION FOR PERMIT FOR HEATING, COOKING OR POWER EQUIPMENT

State of Maine March 15, 1947



To the INSPECTOR OF BUILDINGS, CL. RD. ST.

The undersigned hereby applies for a permit to install the following heating, cooking or power equipment in accordance with the Laws of Maine, the Building Code of the City of Portland, and the following specifications:

Location 31 Clayton Street Use of Building Dwelling No Stories 1. New Building Existing "
Name and address of owner of appliance Clinton W. Dyer, 31 Clayton St., City 5
Installer's name and address Johnson Automatic Heat, 15 Brackett St. Telephone 3-9862

General Description of Work

To install gravity fed oil burning equipment in existing warm air furnace

IF HEATER OR POWER BOILER

Location of appliance or source of heat Type of floor beneath appliance
If wood, how protected? Kind of fuel
Minimum distance to wood or combustible material, from top of appliance or casing top of furnace
From top of smoke pipe From front of appliance From sides or back of appliance
Size of chimney flue Other connections to same flue
If gas fired, how vented? Rated maximum demand per hour

IF OIL BURNER

Name and type of burner H.C. Little - J-OI Labelled by underwriters' laboratories? Yes
Will operator be always in attendance? Does oil supply line feed from top or bottom of tank? Bottom
Type of floor beneath burner Concrete
Location of oil storage In basement Number and capacity of tanks - 275 gal. 12 gauge
If two 275-gallon tanks, will free-way valve be provided?
Will all tanks be more than five feet from any flame? Yes How many tanks fire proofed?
No extra storage tanks

IF COOKING APPLIANCE

Location of appliance Kind of fuel Type of floor beneath appliance
If wood, how protected?
Minimum distance to wood or combustible material from top of appliance
From front of appliance From sides and back From top of smokepipe
Size of chimney flue Other connections to same flue
Is hood to be provided? If so, how vented?
If gas fired, how vented? Rated maximum demand per hour

MISCELLANEOUS EQUIPMENT OR SPECIAL INFORMATION

[Empty space for miscellaneous information]

Amount of fee enclosed? \$1.00 (\$1.00 for one heater, etc 50 cents additional for each additional heater, etc., in same building at same time.)

APPROVED: OK 3-17-47 JRM

Will there be in charge of the above work a person competent to see that the State and City requirements pertaining thereto are observed? Yes

INSPECTION COPY

Signature of Installer

JOHNSON AUTOMATIC HEAT for R.D. Lewis

Permit No. 47/415
Location 31 Clayton St
Owner Clinton W. Dyer
Date of permit 3/18/47
Approved 4-17-47 P. W. [Signature]

NOTES

- 1. Fill Pipe. /
- 2. Vent Pipe. /
- 3. Kind of Heat Hot Water
- 4. In. R. J. Supports. /
- 5. Name & Label /
- 6. Size of Pipe /
- 7. Material /
- 8. Pipe Support & Protection /
- 9. Valves in /
- 10. (S) /
- 11. /
- 12. /
- 13. /
- 14. /
- 15. /
- 16. /

3-27-47 P. W. [Signature]
[Signature]

CITY OF PORTLAND
Department of Building Inspection

RECEIVED
MAY 14 1942
DEPT. OF B'G. Insp.
CITY OF PORTLAND

Permit # 42/127
INSPECTION NOT COMPLETED

April 1, 1942

*We expect to occupy
our house by Monday, May 18,
1942*

Mr. C. W. Lyer,
Rear Alder St.,
South Portland, Maine

Dear Sir:

With reference to your building under construction at
31 Clayton Street

a Certificate of Occupancy from this Department is required BEFORE THIS
BUILDING IS OCCUPIED.

The Building Code provides that notice shall be given to this office
of readiness for final inspection, and that final inspection shall be made
within two full working days of such notice.

Please cooperate with this office by giving notice so that there
may be sufficient time for final inspection and issuing the Certificate
of Occupancy before you plan to occupy the building. It is not necessary
that the building be completely finished before final inspection, as we
are not interested in the painting, papering, etc. In event, your building
is intended to accommodate a number of families, or is a mercantile build-
ing with several different tenants, we shall be pleased to make final
inspection and issue the certificate covering a part of the building if
more convenient for you.

Very truly yours,
Warren M. Donald
Inspector of Buildings

STATEMENT ACCOMPANYING APPLICATION FOR BUILDING PERMIT

for one family dwelling house
at 21 Clayton Street Date 1/22/12

1. In whose name is the title of the property now recorded? C. W. Dyer
2. Are the boundaries of the property in the vicinity of the proposed work shown clearly on the ground, and how? Iron Pin
3. Is the outline of the proposed work now staked out upon the ground?
If not, will you notify the Inspection Office when the work is staked out and before any of the work is commenced? Yes
4. What is to be maximum projection or overhang of eaves or drip? None - Gutters only
5. Do you assume full responsibility for the correctness of the location plan or statement of location filed with this application, and does it show the complete outline of the proposed work on the ground, including bay windows, porches and other projections? Yes
6. Do you assume full responsibility for the correctness of all statements in the application concerning the sizes, design and use of the proposed building? Yes
7. Do you understand that in case changes are proposed in the location of the work or in any of the details specified in the application that a revised plan and application must be submitted to this office before the changes are made? Yes

Joseph Sullivan



APPLICATION FOR PERMIT

Permit No. 1127

Class of Building or Type of Structure. This class FEB 3 1912

Portland, Maine, JANUARY 22, 1912

To the INSPECTOR OF BUILDINGS, PORTLAND, ME.

The undersigned hereby applies for a permit to erect alter install the following building structure equipment in accordance with the Laws of the State of Maine, the Building Code of the City of Portland, plans and specifications, if any, submitted herewith and the following specifications:

Location 31 Clayton Street Within Fire Limits? no Dist. No.
Owner's or Lessee's name and address C. W. Dyer, East 8 Alder St., So. Portland Telephone
Contractor's name and address Joseph Gilkeson, Mitchell Head, Cape Elizabeth Telephone 2-5065
Architect Plans filed 303 No. of sheets 1
Proposed use of building dwelling house No. families 1
Other buildings on same lot
Estimated cost \$ 2400 Fee \$ 1.00

Description of Present Building to be Altered

Material No. stories Heat Style of roof Roofing
Last use No. families

General Description of New Work

To erect one family frame dwelling house

INSPECTION NOW COMPLETED

It is understood that this permit does not include installation of heating apparatus which is to be taken out separately by and in the name of the heating contractor.

Details of New Work

Is any plumbing work involved in this work? yes
Is any electrical work involved in this work? yes Height average grade to top of plate 10'
Size, front 26' depth 32' No. stories 1 Height average grade to highest point of roof 16'
To be erected on solid or filled land? solid earth or rock? earth
Material of foundation concrete Thickness, top 10" bottom 12" cellar yes
Material of underpinning sill at least 6" above grade Height Thickness
Kind of roof pitch Rise per foot 3" Roof covering asphalt roofing floor 5' and int.
No. of chimneys 1 Material of chimneys brick of lining tile
Kind of heat hot air Type of fuel coal Is gas fitting involved? no
Framing lumber Kind hemlock Dressed or full size? dressed
Corner posts 4x6 Sills 4x6 Girt or ledger board? none Size
Material columns under girders iron columns Size 4" Max. on centers 2'
Studs (outside walls and carrying partitions) 2x4-16" O. C. Girders 6x8 or larger. Bridging in every floor and flat roof span over 8 feet. Sills and corner posts all one piece in cross section.
Joists and rafters: 1st floor 2x6 2nd 2x6 3rd ceiling only roof 2x6
On centers: 1st floor 16" 2nd 16" 3rd roof 16"
Maximum span: 1st floor 12' 2nd 12' 3rd roof

If a Garage

No. cars now accommodated on same lot to be accommodated
Total number commercial cars to be accommodated
Will automobile repairing be done other than minor repairs to cars habitually stored in the proposed building?

Miscellaneous

Will above work require removal or disturbing of any shade tree on a public street? no
Will there be in charge of the above work a person competent to see that the State and City requirements pertaining thereto are observed? yes

Signature of owner C. W. Dyer Joseph Gilkeson

REPRODUCTION COPY

Permit No. 42/157

Location 31 Clayton St

Owner C. W. Dwyer

Date of permit 2/15/42

Notif. closing in 4/1/42

Inspn. closing in 4/1/42 G.T.

Final Notif.

Final Inspn.

Cert. of Occupancy issued.

NOTES

1/15/42 - Paved sidewalk

1/25/42 - Paved sidewalk

2/15/42 - Location of sidewalk

2/25/42 - Paved sidewalk

3/1/42 - Paved sidewalk

3/15/42 - Paved sidewalk

3/25/42 - Paved sidewalk

4/1/42 - Paved sidewalk

4/15/42 - Paved sidewalk

4/25/42 - Paved sidewalk

5/1/42 - Paved sidewalk

5/15/42 - Paved sidewalk

5/25/42 - Paved sidewalk

6/1/42 - Paved sidewalk

6/15/42 - Paved sidewalk

6/25/42 - Paved sidewalk

7/1/42 - Paved sidewalk

7/15/42 - Paved sidewalk

7/25/42 - Paved sidewalk

8/1/42 - Paved sidewalk

8/15/42 - Paved sidewalk

8/25/42 - Paved sidewalk

9/1/42 - Paved sidewalk

9/15/42 - Paved sidewalk

9/25/42 - Paved sidewalk

10/1/42 - Paved sidewalk

10/15/42 - Paved sidewalk

10/25/42 - Paved sidewalk

11/1/42 - Paved sidewalk

11/15/42 - Paved sidewalk

11/25/42 - Paved sidewalk

12/1/42 - Paved sidewalk

12/15/42 - Paved sidewalk

12/25/42 - Paved sidewalk

2/25/42 - Wood shingles

3/1/42 - Shingles

3/15/42 - Shingles

3/25/42 - Shingles

4/1/42 - Shingles

4/15/42 - Shingles

4/25/42 - Shingles

5/1/42 - Shingles

5/15/42 - Shingles

5/25/42 - Shingles

6/1/42 - Shingles

6/15/42 - Shingles

6/25/42 - Shingles

7/1/42 - Shingles

7/15/42 - Shingles

7/25/42 - Shingles

8/1/42 - Shingles

8/15/42 - Shingles

8/25/42 - Shingles

9/1/42 - Shingles

9/15/42 - Shingles

9/25/42 - Shingles

10/1/42 - Shingles

10/15/42 - Shingles

10/25/42 - Shingles

11/1/42 - Shingles

11/15/42 - Shingles

11/25/42 - Shingles

12/1/42 - Shingles

12/15/42 - Shingles

12/25/42 - Shingles

1/1/43 - Shingles

1/15/43 - Shingles

1/25/43 - Shingles

2/1/43 - Shingles

2/15/43 - Shingles

2/25/43 - Shingles

3/1/43 - Shingles

3/15/43 - Shingles

3/25/43 - Shingles

4/1/43 - Shingles

4/15/43 - Shingles

4/25/43 - Shingles

5/1/43 - Shingles

5/15/43 - Shingles

5/25/43 - Shingles

6/1/43 - Shingles

6/15/43 - Shingles

6/25/43 - Shingles

7/1/43 - Shingles

7/15/43 - Shingles

7/25/43 - Shingles

8/1/43 - Shingles

8/15/43 - Shingles

8/25/43 - Shingles

9/1/43 - Shingles

9/15/43 - Shingles

9/25/43 - Shingles

10/1/43 - Shingles

10/15/43 - Shingles

10/25/43 - Shingles

11/1/43 - Shingles

11/15/43 - Shingles

11/25/43 - Shingles

12/1/43 - Shingles

12/15/43 - Shingles

12/25/43 - Shingles

1/1/44 - Shingles

1/15/44 - Shingles

1/25/44 - Shingles

2/1/44 - Shingles

2/15/44 - Shingles

2/25/44 - Shingles

3/1/44 - Shingles

3/15/44 - Shingles

3/25/44 - Shingles

4/1/44 - Shingles

4/15/44 - Shingles

4/25/44 - Shingles

5/1/44 - Shingles

5/15/44 - Shingles

5/25/44 - Shingles

6/1/44 - Shingles

6/15/44 - Shingles

6/25/44 - Shingles

7/1/44 - Shingles

7/15/44 - Shingles

7/25/44 - Shingles

8/1/44 - Shingles

8/15/44 - Shingles

8/25/44 - Shingles

9/1/44 - Shingles

9/15/44 - Shingles

9/25/44 - Shingles

10/1/44 - Shingles

10/15/44 - Shingles

10/25/44 - Shingles

11/1/44 - Shingles

11/15/44 - Shingles

11/25/44 - Shingles

12/1/44 - Shingles

12/15/44 - Shingles

12/25/44 - Shingles

1/1/45 - Shingles

1/15/45 - Shingles

1/25/45 - Shingles

2/1/45 - Shingles

2/15/45 - Shingles

2/25/45 - Shingles

3/1/45 - Shingles

3/15/45 - Shingles

3/25/45 - Shingles

4/1/45 - Shingles

4/15/45 - Shingles

4/25/45 - Shingles

5/1/45 - Shingles

5/15/45 - Shingles

5/25/45 - Shingles

6/1/45 - Shingles

6/15/45 - Shingles

6/25/45 - Shingles

7/1/45 - Shingles

7/15/45 - Shingles

7/25/45 - Shingles

8/1/45 - Shingles

8/15/45 - Shingles

8/25/45 - Shingles

9/1/45 - Shingles

9/15/45 - Shingles

9/25/45 - Shingles

10/1/45 - Shingles

10/15/45 - Shingles

10/25/45 - Shingles

11/1/45 - Shingles

11/15/45 - Shingles

11/25/45 - Shingles

12/1/45 - Shingles

12/15/45 - Shingles

12/25/45 - Shingles

913086

Permit # 913086 City of Portland BUILDING PERMIT APPLICATION Fee 40.00 Zone _____ Map # _____ Lot# _____

Please fill out any part which applies to job. Proper plans must accompany form.

Owner: Jennifer Major Phone # 797-4974
 Address: 31 Clayton St Pctd, ME 04103 Mail to address
 LOCATION OF CONSTRUCTION 31 Clayton St
 Contractor: Steve Linnell Sub: _____
 Address: _____ Phone # 772-6291
 Est. Construction Cost: _____ Proposed Use: enclosed/enlarged deck
 Past Use: deck 1-fam dwell
 # of Existing Res. Units _____ # of New Res. Units _____
 Building Dimensions L _____ W _____ Total Sq. Ft. _____
 # Stories _____ # Bedrooms _____ Lot Size: _____
 Proposed Use: Seasonal Condominium _____ Conversion _____
 Explain Conversion: Extend existing deck 3' and enclose

For Official Use Only

Date: September 17, 1991 Subdivision: _____
 Inside Fire Limits _____
 Blg Code: _____
 Estimated Cost: _____
 Street Frontage Provided: R-3
 Provided Setbacks: Front _____ Back _____ Side _____
 Review Required:
 Zoning Board Approval: Yes _____ No _____ Date: _____
 Planning Board Approval: Yes _____ No _____ Date: _____
 Conditional Use: _____ Variance _____ Site Plan _____ Subdivision _____
 Shoreland Zoning Yes _____ No _____ Floodplain Yes _____ No _____
 Special Exception _____
 Other (Explain) _____

HISTORIC PRESERVATION

Ceiling:
 1. Ceiling Joists Size: _____
 2. Ceiling Strapping Size _____ Spacing _____ Not in District per Language
 3. Type Ceiling: _____ Does not require review
 4. Insulation Type _____ Size _____ Requires Review
 5. Ceiling Height: _____

Roof:
 1. Truss or Rafter Size _____ Span _____ Approved
 2. Sheathing Type _____ Size _____ Approved per conditions
 3. Roof Covering Type _____

Chimneys:
 Type: _____ Number of Fire Places _____ Approved

Heating:
 Type of Heat: _____

Electrical:
 Service Entrance Size: _____ Smoke Detector Required Yes _____ No _____

Plumbing:
 1. Approval of soil test if required Yes _____ No _____
 2. No. of Tubs or Showers _____
 3. No. of Flushes _____
 4. No. of Lavatories _____
 5. No. of Other Fixtures _____

Swimming Pools:
 1. Type: _____
 2. Pool Size: _____ x _____ Square Footage _____
 3. Must conform to National Electrical Code and State Law.

Foundations:
 1. Type of f. _____
 2. Set Backs: _____ Rear _____ Side(s) _____
 3. Footing Size: _____
 4. Foundation Size: _____
 5. Other: _____

Floor:
 1. Sills Size: _____ Sills must be anchored.
 2. Girder Size: _____
 3. Lally Column Spacing: _____ Size: _____
 4. Joist Size: _____ Spacing 16" O.C.
 5. Bridging Type: _____ Size: _____
 6. Floor Sheathing Type: _____ Size: _____
 7. Other Material: _____

Exterior Walls:
 1. Siding Size _____ Spacing _____
 2. No. windows _____
 3. No. Doors _____
 4. Header Size _____ Span(s) _____
 5. Braces: _____ Yes _____ No _____
 6. Other: _____ Size _____
 7. Insulation Type _____ Size _____
 8. Sheathing Type _____ Size _____
 9. Sliding Type _____ Weather Exposure _____
 10. Masonry Materials _____
 11. Metal Materials _____

Interior Walls:
 1. Siding Size _____ Spacing _____
 2. Header Size _____ Span(s) _____
 3. Wall Covering Type _____
 4. Fire Wall if required _____
 5. Other Materials _____

Permit Received By Mary Gralik
Signature of Applicant Jennifer Major Date Sept 17, 1991
CEO's District JEM Jennifer Major

CONTINUED TO REVERSE SIDE
Ivory Tag - CEO [Signature] MAJACTSACC

White - Tax Assessor



APPLICATION FOR PERMIT
DEPARTMENT OF BUILDING INSPECTIONS SERVICES
ELECTRICAL INSTALLATIONS

Date December 3, 1991, 19
 Receipt and Permit number 0626

To the CHIEF ELECTRICAL INSPECTOR, Portland, Maine:
 The undersigned hereby applies for a permit to make electrical installations in accordance with the laws of
 Maine, the Portland Electrical Ordinance, the National Electrical Code and the following specifications:

LOCATION OF WORK: 31 87 Clayton St
 OWNER'S NAME: Thomas Majors ADDRESS: 31 87 Clayton St.

OUTLETS:	FEES
Receptacles <u>3</u> Switches <u>2</u> Plugmold _____ ft. TOTAL _____	1.00
FIXTURES: (number of)	
Incandescent <u>3</u> Fluorescent _____ (not strip) TOTAL _____	.60
Strip Fluorescent _____ ft. _____	
SERVICES:	
Overhead _____ Underground _____ Temporary _____ TOTAL amperes _____	
METERS: (number of) _____	
MOTORS: (number of)	
Fractional _____	
1 HP or over _____	
RESIDENTIAL HEATING:	
Oil or Gas (number of units) _____	
Electric (number of rooms) _____	
COMMERCIAL OR INDUSTRIAL HEATING:	
Oil or Gas (by a main boiler) _____	
Oil or Gas (by separate units) _____	
Electric Under 20 kws _____ Over 20 kws _____	
APPLIANCES: (number of)	
Ranges _____	Water Heaters _____
Cook Tops _____	Disposals _____
Wall Ovens _____	Dishwashers _____
Dryers _____	Compactors _____
Fans _____	Others (denote) _____
TOTAL _____	
MISCELLANEOUS: (number of)	
Branch Panels _____	
Transformers _____	
Air Conditioners Central Unit _____	
Separate Units (windows) _____	
Signs 20 sq. ft. and under _____	
Over 20 sq. ft. _____	
Swimming Pools Above Ground _____	
In Ground _____	
Fire/Burglar Alarms Residential _____	
Commercial _____	
Heavy Duty Outlets, 220 Volt (such as welders) 30 amps and under _____	
over 30 amps _____	
Circus, Fairs, etc. _____	
Alterations to wires _____	
Repairs after fire _____	
Emergency Lights, battery _____	
Emergency Generators _____	

FOR ADDITIONAL WORK NOT ON ORIGINAL PERMIT INSTALLATION FEE DUE:
 FOR REMOVAL OF A "STOP ORDER" (304-16.b) DOUBLE FEE DUE:
 TOTAL AMOUNT DUE: 15.00

INSPECTION:
 Will be ready on Ready, 1991; or Will Call _____
 CONTRACTOR'S NAME: Place Electric
 ADDRESS: _____
 TEL: 797-9954
 MASTER LICENSE NO.: 10626 SIGNATURE OF CONTRACTOR: Charles K. [Signature]
 LIMITED LICENSE NO.: _____

INSPECTOR'S COPY — WHITE
 OFFICE COPY — CANARY
 CONTRACTOR'S COPY — GREEN

ELECTRICAL INSTALLATIONS

Permit Number 0626

Location 57 Claytons

Owner Thomas Masters

Date of Permit 12-3-91

Final Inspection

By Inspector [Signature]

Permit Application Register Page No. 118

INSPECTIONS: Service _____ by _____

Service call in _____

Closing in 12-5-91 by B

PROGRESS INSPECTIONS: _____ / _____ / _____
_____ / _____ / _____
_____ / _____ / _____
_____ / _____ / _____

DATE:	REMARKS:

FOR RECORD TO BE KEPT IN THE OFFICE OF THE PERMITTING AUTHORITY

FILED IN

DATE

BY

013086

Permit # 013086 City of Portland BUILDING PERMIT APPLICATION Fee 40.00 Zone _____ Map # _____ Lot# _____

Please fill out any part which applies to job. Proper plans must accompany form.

Owner: Jennifer Major Phone # 91-4914
 Address: 31 Clayton St Prld, ME 04103 Mail to address _____
 LOCATION OF CONSTRUCTION 31 Clayton St
 Contractor: Steve Linnall Sub: _____
 Address: _____ Phone # 772-6291
 Est. Construction Cost: _____ Proposed Use: enclosed/enlargened deck
 Past Use: deck 1-in w/cwell
 # of Existing Res. Units _____ # of New Res. Units _____
 Building Dimensions L _____ W _____ Total Sq. Ft. _____
 # Stories _____ # Bedrooms _____ Lot Size: _____
 Is Proposed Use: Seasonal _____ Condominium _____ Conversion _____
 Explain Conversion Extend existing deck 3' and enclose

For Official Use Only

Date September 17, 1991 Subdivision _____
 Inside Fire Limits _____
 Map Code _____ Ownership _____
 Time Limit _____
 Estimated Cost _____

PERMIT ISSUED
 SEP 27 1991
 CITY OF PORTLAND

Zoning: Street Frontage Provided: 1. R-3
 Provided Setback: Front _____ Back _____ Side _____ Side _____
 Review Required:
 Zoning Board Approval: Yes _____ No _____ Date: _____
 Planning Board Approval: Yes _____ No _____ Date: _____
 Conditional Use: _____ Variance _____ Site Plan _____ Subdivision _____
 Shoreland Zoning Yes _____ No _____ Floodplain Yes _____ No _____
 Special Exception _____
 Other _____ (Explain _____)

Foundation

1. Type of Soil: _____
2. Set Backs - Front _____ Rear _____ Side(s) _____
3. Footings Size: _____
4. Foundation Size: _____
5. Other: _____

Floor

1. Sills Size: _____ Sills must be anchored.
2. Girder Size: _____
3. Lally Column Spacing: _____ Size: _____
4. Joists Size: _____ Spacing 16" O.C.
5. Bridging Type: _____ Size: _____
6. Floor Sheathing Type: _____ Size: _____
7. Other Material: _____

Exterior Walls

1. Studding Size _____ Spacing _____
2. No. windows _____
3. No. Doors _____
4. Header Sizes _____ Span(s) _____
5. Bracing: Yes _____ No _____
6. Corner Posts Size _____
7. Insulation Type _____ Size _____
8. Sheathing Type _____ Size _____
9. Siding Type _____ Weather Exposure _____
10. Masonry Materials _____
11. Metal Materials _____

Interior Walls

1. Studding Size _____ Spacing _____
2. Header Sizes _____ Span(s) _____
3. Wall Covering Type _____
4. Fire Wall if required _____
5. Other Materials _____

Ceiling

1. Ceiling Joists Size: _____
2. Ceiling Strapping Size _____ Spacing _____ Not in District nor landmark
3. Type Ceiling: _____ Does not require review
4. Insulation Type _____ Size _____ Requires Review
5. Ceiling Height: _____

Roof

1. Truss or Rafters Size _____ Span _____ Approved
2. Sheathing Type _____ Size _____ Approved with Condition
3. Roof Covering Type _____ Review

Chimneys

- Type: _____ Number of Fire Places _____ Review

Heating

- Type of Heat: _____

Electrical

- Service Entrance Size: _____ Smoke Detector Required Yes _____ No _____

Plumbing

1. Approval of soil test if required Yes _____ No _____
2. No. of Tubs or Showers _____
3. No. of Flushes _____
4. No. of Lavatories _____
5. No. of Other Fixtures _____

Swimming Pools

1. Type: _____
2. Pool Size: _____ x _____ Square Footage _____
3. Must conform to National Electrical Code and State Law.

Permit Received By Mary Greik Date Sept. 17, 1991

Signature of Applicant Jennifer Major Jennifer Major
 CEO's District 19A

CONTINUED TO REVERSE SIDE
 Ivory Tag - CEO MA JMA

White - Tax Assessor

PLOT PLAN

N



FEES (Breakdown From Front)

Base Fee \$ _____
 Subdivision Fee \$ _____
 Site Plan Review Fee \$ _____
 Other Fees \$ _____
 (Explain) _____
 Late Fee \$ _____

Inspection Record

Type	Date
Not started	1/1/92
Finally done	7/29/92
	1/1/92
	1/1/92

COMMENTS

Still not done 4-10-92
 OK 7-29-92

CERTIFICATION

I hereby certify that I am the owner of record of the named property, or that the proposed work is authorized by the owner of record and that I have been authorized by the owner to make this application as has authorized agent and I agree to conform to all applicable laws of this jurisdiction. In addition, if a permit for work described in this application is issued, I certify that the code official or the code official's authorized representative shall have the authority to enter areas covered by such permit at any reasonable hour to enforce the provisions of the code(s) applicable to such permit.

SIGNATURE OF APPLICANT

James L. K. D. M.

ADDRESS

31 Clayton St. Portland ME 04103

PHONE NO.

797-4974

RESPONSIBLE PERSON IN CHARGE OF WORK, TITLE

PHONE NO.

materials

1 door + 2 windows 1000.00
1 under c. r. tng 1500.00

labor:

150 hrs @ 10.00/hr 1500.00
electrical work 300.00

total 4300.00

procedure:

taking off existing deck

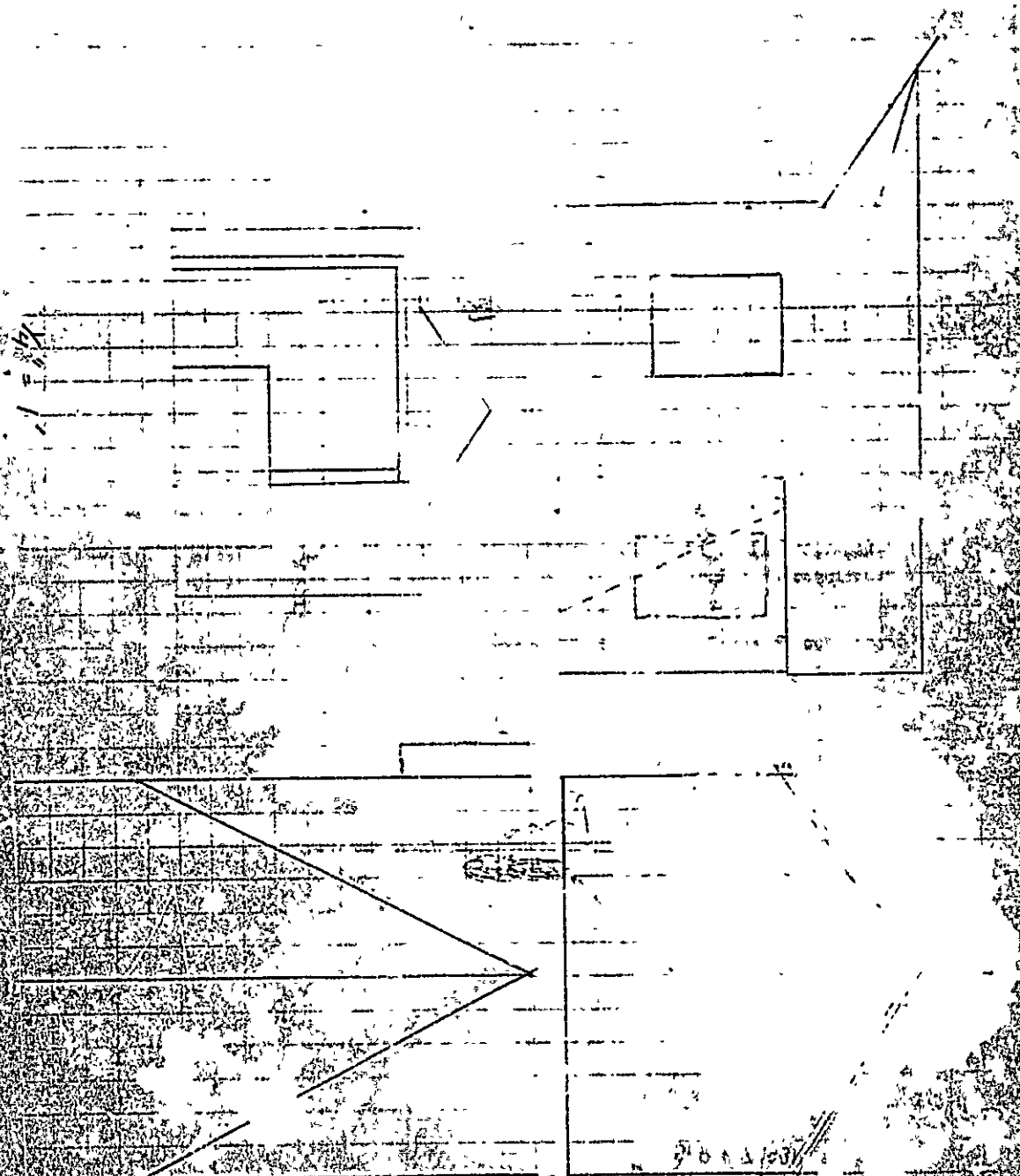
making back wall straight
(90°) and increasing
height to sufficient
height to add 6'9" door

electrical - making existing
connections

T·E·C·T·O·N·I·C·S

The Art and Science of Building

812
2/12



2/12/12

Inspection Services
Samuel P. Hoffses
Chief



Planning and Urban Development
Joseph E. Gray Jr.
Director

CITY OF PORTLAND

OK 9-27-91

September 23, 1991

Mrs. Jennifer Major
31 Clayton St
Portland, ME 04103

Re: 31 Clayton St

Dear Mrs. Major:

Your application to extend existing deck 3' and enclose has been reviewed and a permit cannot be issued because a 25' rear yard setback is required, and your plan shows only 21'.

If you have any questions regarding these requirements, please do not hesitate to contact this office.

Sincerely,


S. P. Hoffses
Chief of Inspection Services

cc: William Giroux, Zoning Administrator