432-458 WARREN AVENUE
POWER PRODUCTS INC

FILL IN AND SIGN WITH INK

000348

PERMIT ISSUED

MAY 14 1979

CITY of PORTLAND

APPLICATION FOR PERMIT FOR HEATING, COOKING OR POWER EQUIPMENT

Portland, Maine, May 11, 1979

To the INSPECTOR OF BUILDINGS, PORTLAND, ME.

The undersigned hereby applies for a permit to install the following heating, cooking or power equipment in accordance with the Laws of Maine, the Building Code of the City of Portland, and the following specifications:

Location 432 Warren Ave. Use of Building rebuilding diesel engines No. Stories 1 New Building / Existing "

Name and address of owner of appliance Power Products - same

Installer's name and address Main-Gas & Appliance -Box 1090 No. Windham, Me. Telephone ~~892-6744~~ 892-6744

General Description of Work

To install ~~A~~ 1 gas fired furnaces - as per plans.- new installations Model # on sheet attached to plan.

IF HEATER, OR POWER BOILER

Location of appliance Any burnable material in floor surface or beneath?

If so, how protected? Kind of fuel?

Minimum distance to burnable material, from top of appliance or casing top of furnace

From top of smoke pipe From front of appliance From sides or back of appliance

Size of chimney flue Other connections to same flue

If gas fired, how vented? Rated maximum demand per hour

Will sufficient fresh air be supplied to the appliance to insure proper and safe combustion?

IF OIL BURNER

Name and type of burner Labelled by underwriters' laboratories?

Will operator be always in attendance? Does oil supply line feed from top or bottom of tank?

Type of floor beneath burner Size of vent pipe

Location of oil storage Number and capacity of tanks

Low water shut off Make No

Will all tanks be more than five feet from any flame? How many tanks enclosed?

Total capacity of any existing storage tanks for furnace burners

IF COOKING APPLIANCE

Location of appliance Any burnable material in floor surface or beneath?

If so, how protected? Height of Legs, if any

Skirting at bottom of appliance? Distance to combustible material from top of appliance?

From front of appliance From sides and back From top of smokepipe

Size of chimney flue Other connections to same flue

Is hood to be provided? If so, how vented? Forced or gravity?

If gas fired, how vented? Rated maximum demand per hour

MISCELLANEOUS EQUIPMENT OR SPECIAL INFORMATION

Amount of fee enclosed? 60.00

APPROVED:

Will there be in charge of the above work a person competent to see that the State and City requirements pertaining thereto are observed?

Signature of Installer MAINGAS

CS 300

INSPECTION COPY

Permit No. 'DC 13V8

Location 432 Kansas Ave

Owner Sonia Gutierrez

Date of permit 5-11-79

Approved 5-14-79

NOTES

5-14-79 installed

1. 1½ [illegible] pipe
2. 1¼ [illegible] pipe
3. [illegible]
4. [illegible]
5. [illegible] & Support
6. [illegible]
7. [illegible]
8. [illegible] Control
9. [illegible] Switch
10. [illegible]
11. [illegible] Control
12. [illegible] & protection
13. [illegible] family line
14. [illegible]
15. [illegible] & Support
16. [illegible]
17. [illegible] board
18. [illegible]
19. [illegible] ventilation
20. [illegible] to combustible
21. [illegible] Control switch

APPLICATION FOR PERMIT

DEPARTMENT OF BUILDING INSPECTIONS SERVICES

ELECTRICAL INSTALLATIONS

Date May 14, 19 79
Receipt and Permit number A 24090

To the CHIEF ELECTRICAL INSPECTOR, *Portland, Maine:*

The undersigned hereby applies for a permit to make electrical installations in accordance with the laws of Maine, the Portland Electrical Ordinance, the National Electrical Code and the following specifications:

LOCATION OF WORK: 432 Warren Avenue

OWNER'S NAME: Power Products ADDRESS: same

	FEES
OUTLETS:	
Receptacles _____ Switches _____ Plugmold _____ ft. TOTAL 138	12.80
FIXTURES: (number of)	
Incandescent _____ Flourescent _____ (not strip) TOTAL _____	
Strip Flourescent _____ ft.	
SERVICES:	6.00
Overhead _____ Underground x Temporary 100 TOTAL amperes 400	5x80
METERS: (number of) 1	3.00 - 50
MOTORS: (number of)	
Fractional _____	
1 HP or over _____	
RESIDENTIAL HEATING:	
Oil or Gas (number of units) _____	
Electric (number of rooms) _____	
COMMERCIAL OR INDUSTRIAL HEATING:	
Oil or Gas (by a main boiler) _____	
Oil or Gas (by separate units) _____	
Electric Under 20 kws _____ Over 20 kws _____	
APPLIANCES: (number of)	
Ranges _____ Water Heaters _____	
Cook Tops _____ Disposals _____	
Wall Ovens _____ Dishwashers _____	
Dryers _____ Compactors _____	
Fans _____ Others (denote) _____	
TOTAL _____	
MISCELLANEOUS. (number of)	
Branch Panels 3	3.00
Transformers _____	
Air Conditioners Central Unit _____	
Separate Units (windows) _____	
Signs 20 sq. ft. and under _____	
Over 20 sq. ft. _____	
Swimming Pools Above Ground _____	
In Ground _____	
Fire/Burglar Alarms Residential _____	
Commercial _____	
Heavy Duty Outlets, 220 Volt (such as welders) 30 amps and under _____	
over 30 amps _____	
Circus, Fairs, etc. _____	
Alterations to wires _____	
Repairs after fire _____	
Emergency Lights battery _____	
Emergency Generators _____	
INSTALLATION FEE DUE:	
FOR ADDITIONAL WORK NOT ON ORIGINAL PERMIT ..... DOUBLE FEE DUE:	
FOR REMOVAL OF A "STOP ORDER" (304-16.b)	
TOTAL AMOUNT DUE:	25.30

INSPECTION:

Will be ready on done, 19__; or Will Call _____

CONTRACTOR'S NAME: Eastern Electric

ADDRESS: P. O. Box 346

TEL.: 772-6742

MASTER LICENSE NO.: 3279 SIGNATURE OF CONTRACTOR:

LIMITED LICENSE NO.: _____

INSPECTOR'S COPY — WHITE

OFFICE COPY — CANARY

CONTRACTOR'S COPY — GREEN

ELECTRICAL INSTALLATIONS

Permit Number 24090

Location 632 Warren Ave.

Owner Power Products

Date of Permit 5-14-79

Final Inspection 5-14-79

By Inspector Kelly

Permit Application Register Page No. 24

INSPECTIONS: Service _____ by _____

Service called _____ See below

Closing-in _____ by _____

PROGRESS INSPECTIONS: _____ / _____ / _____

_____ / _____ / _____

_____ / _____ / _____

_____ / _____ / _____

_____ / _____ / _____

_____ / _____ / _____

CODE COMPLIANCE COMPLETE DATE 5-14-79

DATE:	REMARKS:
5-14-79	This was inspected before permit taken.

18 L80-PESdH Lambert Infra Red
2 PA-15 modine unit Htrs
1 PA-130A " " "
1 SDF-15-LPGFU Jackson Church Furnace
1 TA090C3 GE Air Condit Heat Pump


WOMEN
COUNTER
HALL
LOBBY
PARTS LOBBY
FOR CORRECT
DRWG. A-3
PARTS STORAGE
EXPANDABLE FIRE WALL
RECEIVED
MAY 11 1979
DEPT. OF BLDG. INSP.
CITY OF PORTLAND
REVISED 2-6-79
POWER PRODUCTS INC.
BROWN CONSTRUCTION INC.
PORTLAND, MAINE
SCALE 1/8" = 1'
DRWG. BY RGD
FLOOR PLAN
DRWG. NO.

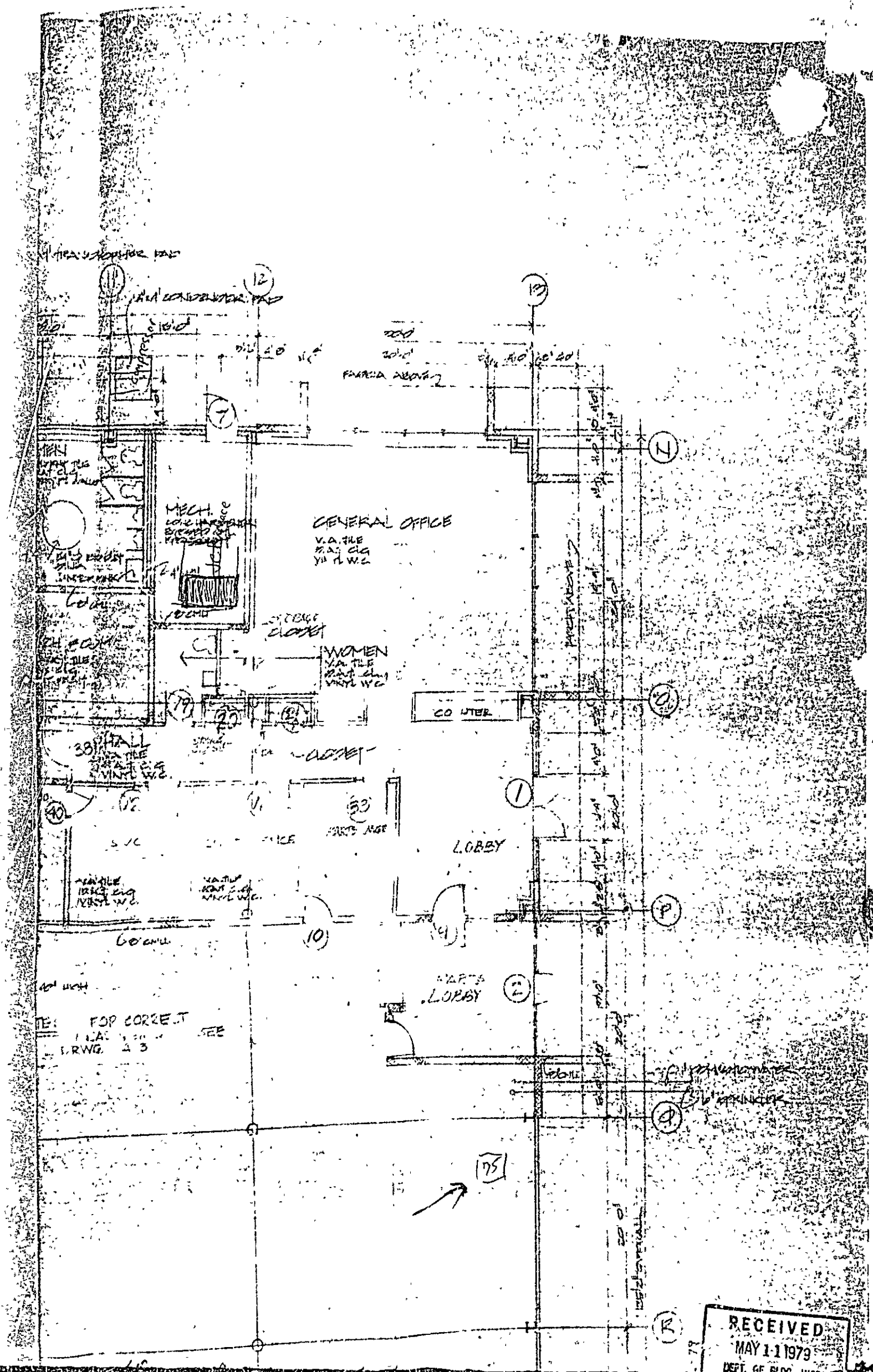

RECEIVED
MAY 11 1979
DEPT. OF BLDG. INSP.

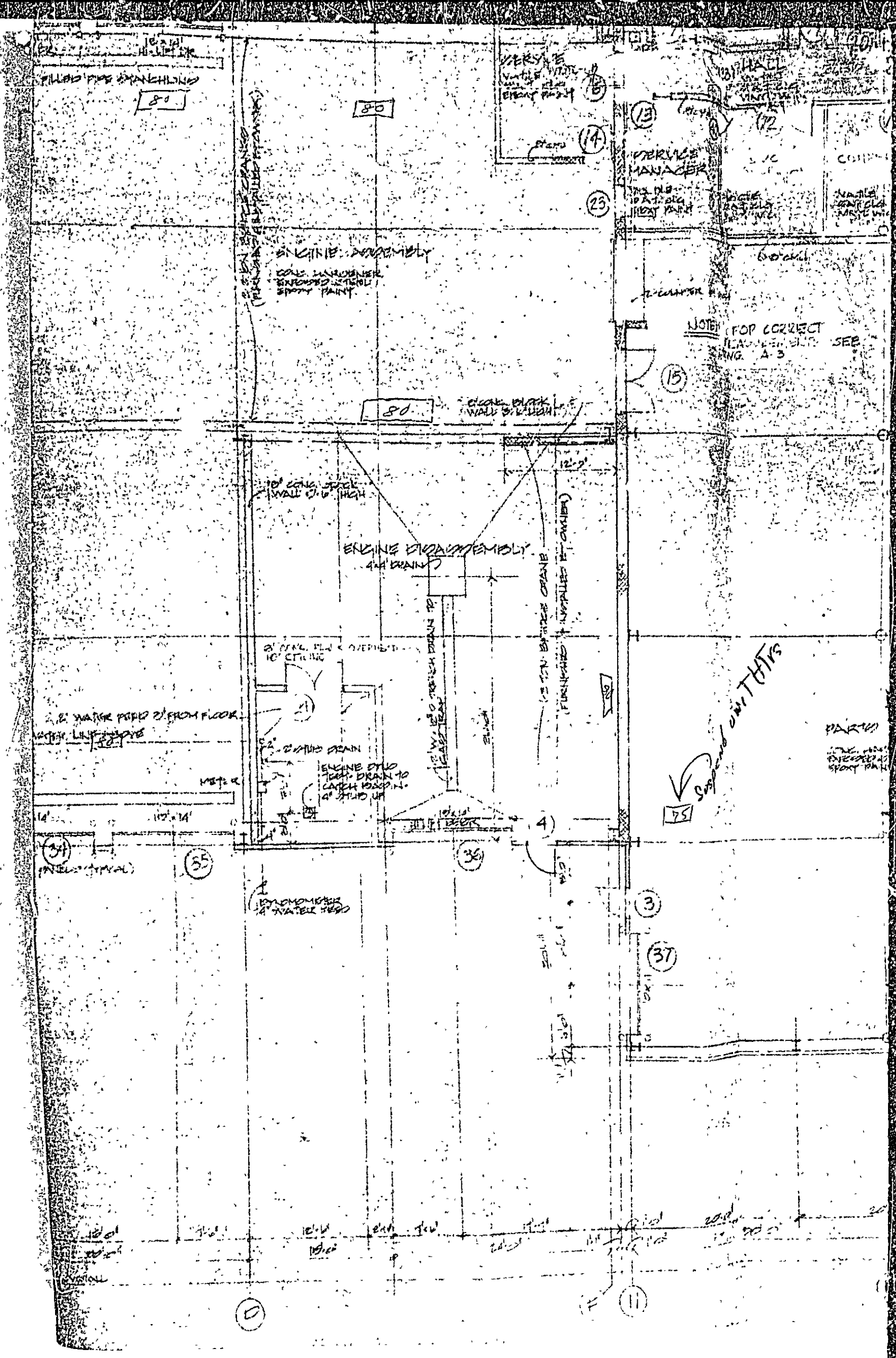
FILLED PIPE STANCHIONS
80
80
SERVICE MANAGER
HALL
ENGINE ASSEMBLY
CONC. HARDENER
SEALED & WELL
SPOXY PAINT
NOTE: FOR CORRECT
SEE
A-3
80
CONC. BLOCK
WALL 8' HIGH
10' CONC. BLOCK
WALL 8'-0" HIGH
ENGINE DYNO ASSEMBLY
4" DRAIN
12'-9"
8" CONC. FLR. OVERLAY
10" CTG. INC.
2" WATER PIPED 2' FROM FLOOR
METER LINE
2" STUB DRAIN
ENGINE DYNO
TEST DRAIN TO
CATCH BASIN
4" STUB UP
METER
14'
10'x14'
75
Suspend unit
PARTS
(34)
(35)
(36)
(4)
(3)
(37)
(13)
(14)
(12)
(23)
(15)
(11)
(6)

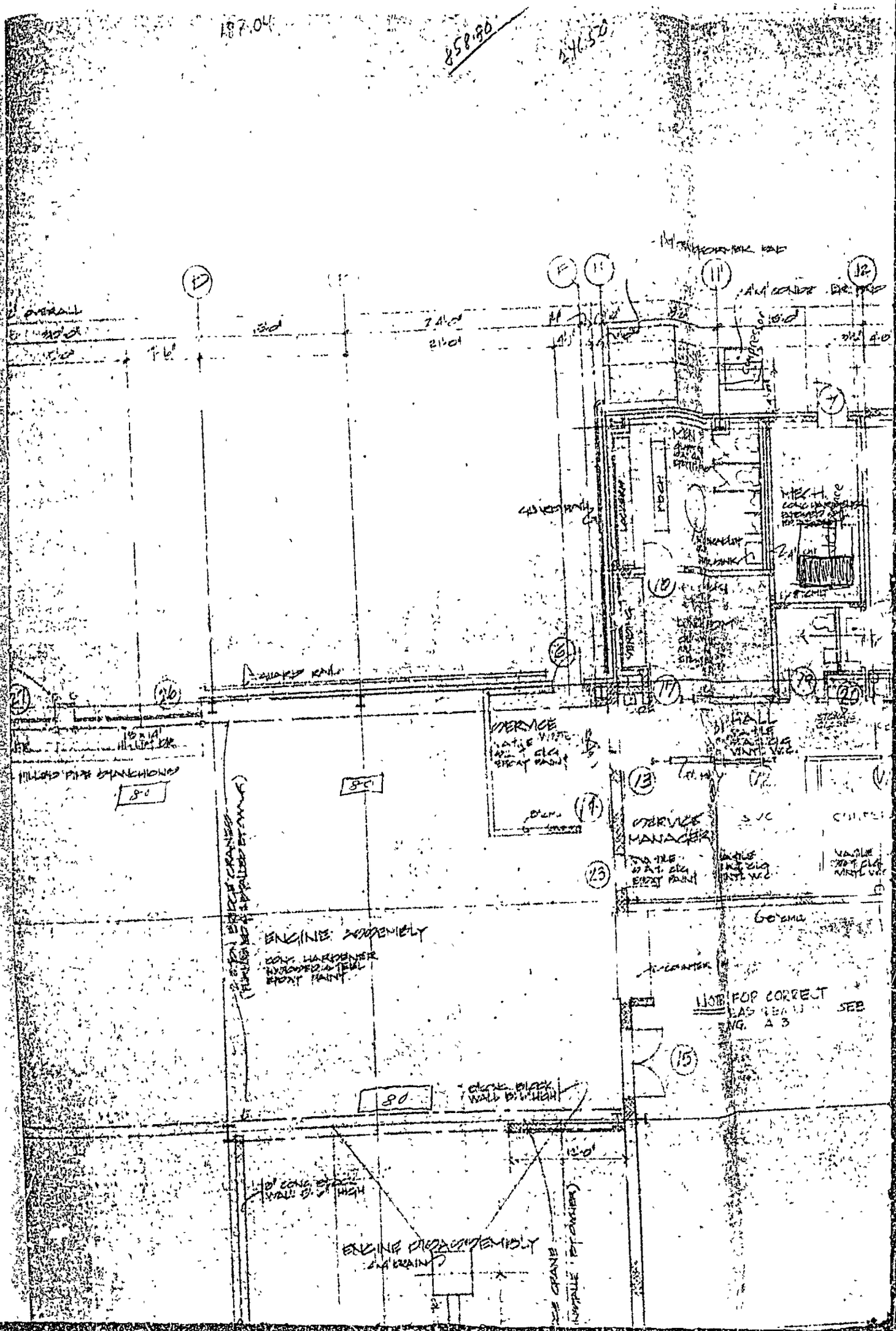
SERVICE
HALL
SERVICE MANAGER
ENGINE ASSEMBLY
ENGINE DISASSEMBLY
MILLED PIPE BANCHIONS
80
FOR CORRECT
SEE

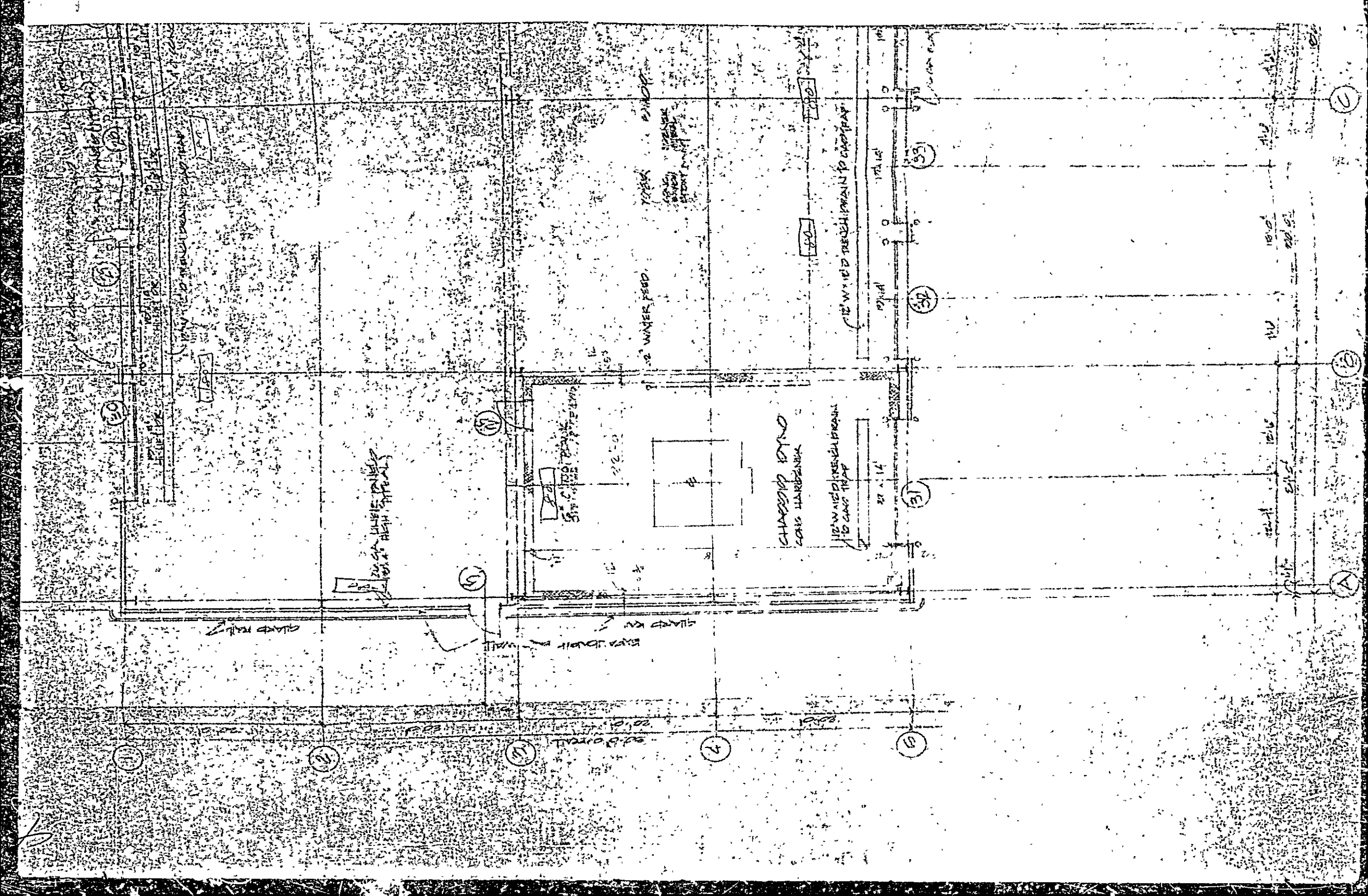
12" WATER FEED
12" WELD TRENCH DRAIN TO CAISSON
CHAMPION IOTA
LONG HARBOR INC
12" WELD TRENCH DRAIN TO CAISSON
14'
22'
TRENCH 8'-0"
10'-0"
10'-0"
1
2
3
4
5
6
7
8
A
B
C
D
E

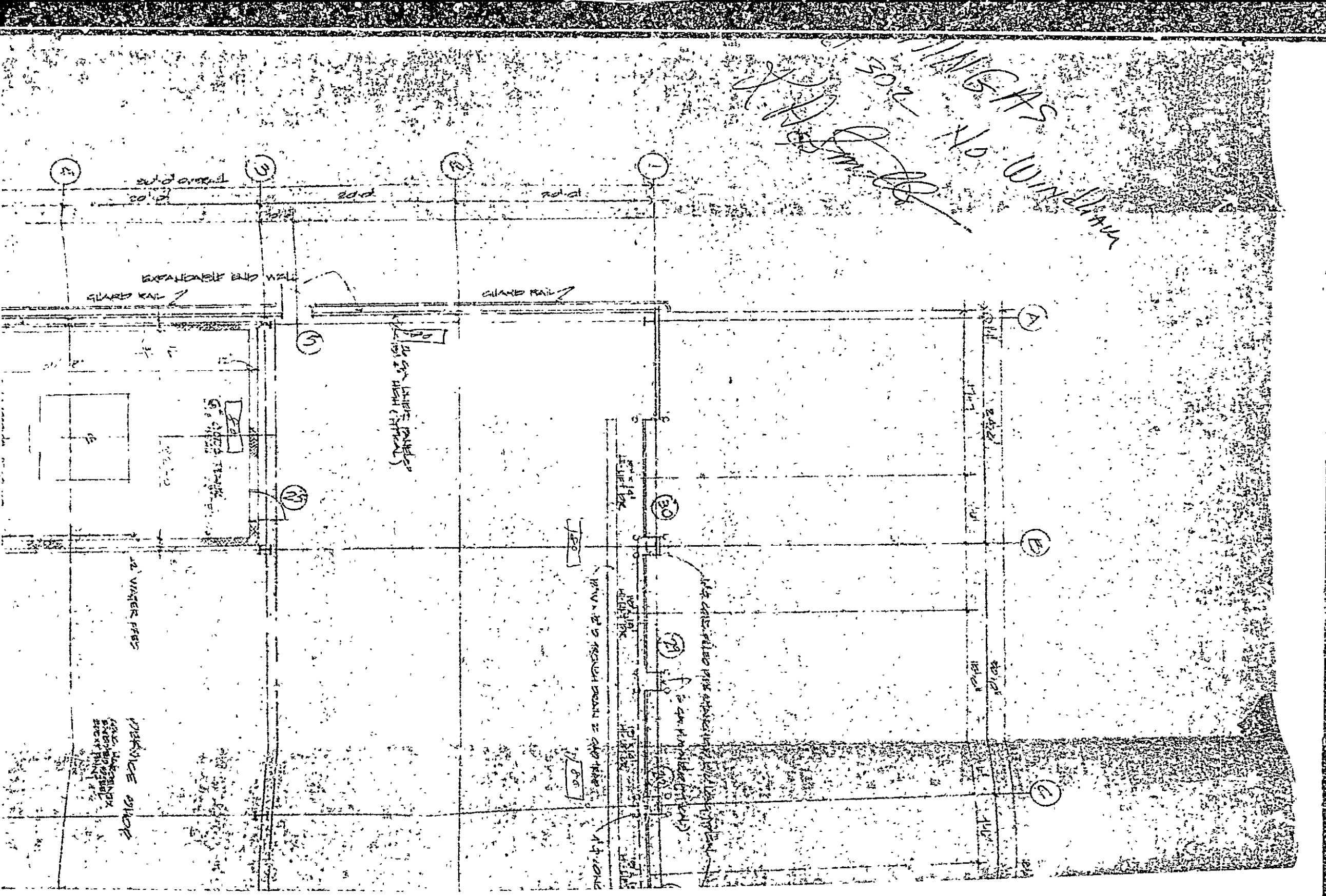
EXPANDABLE END WALL
GUARD RAIL
GUARD RAIL
20'-0" OVERALL
20'-0"
20'-0"
20'-0"
2" WATER PIPE
OFFICE

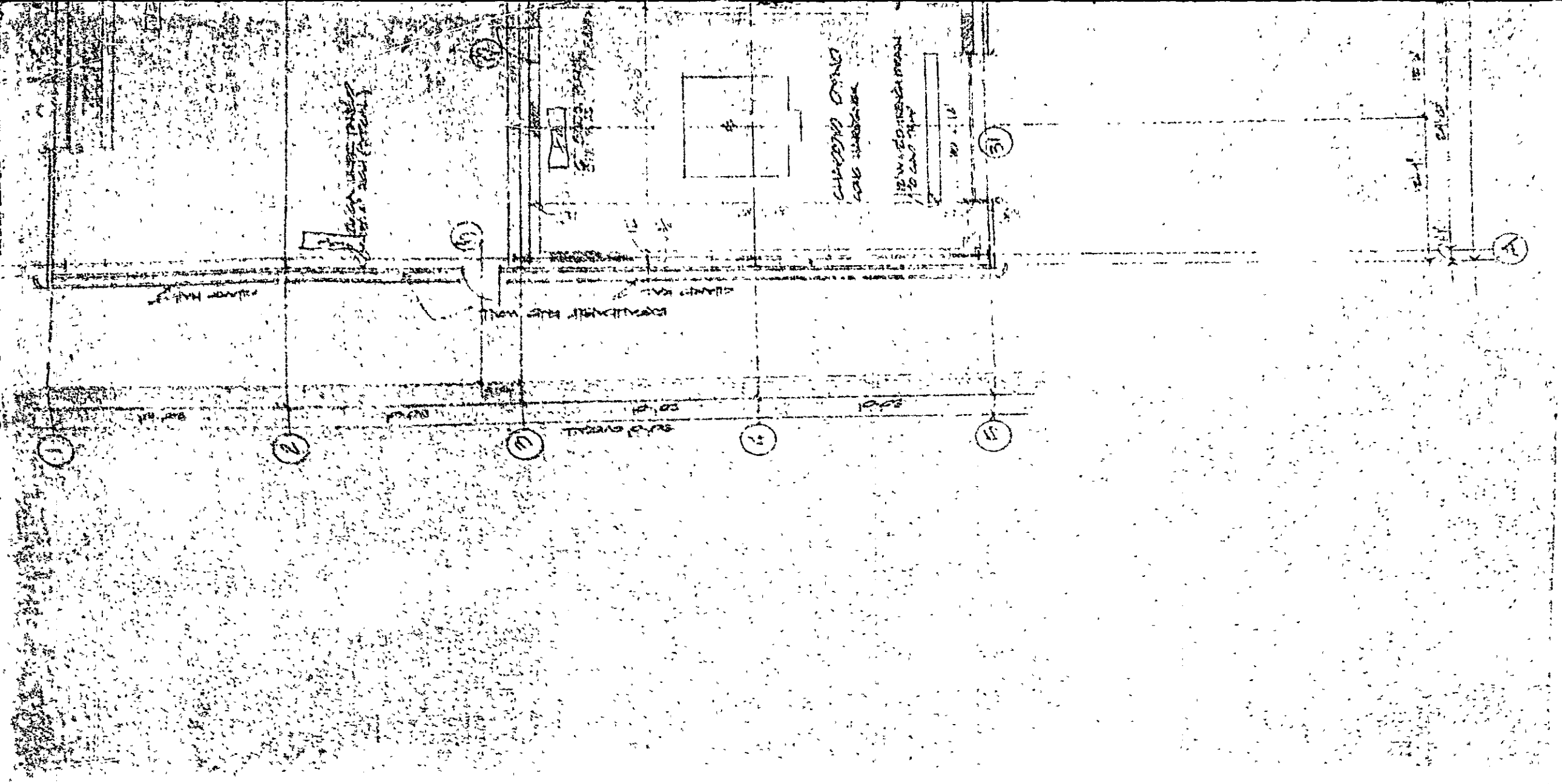

MANGAS
RT 2 NO WINDHAM
R.A. Smith

A
K
24'-0"
17'-1"
1
30
2
GUARD RAIL
20'-0"
20'-0"
20'-0"

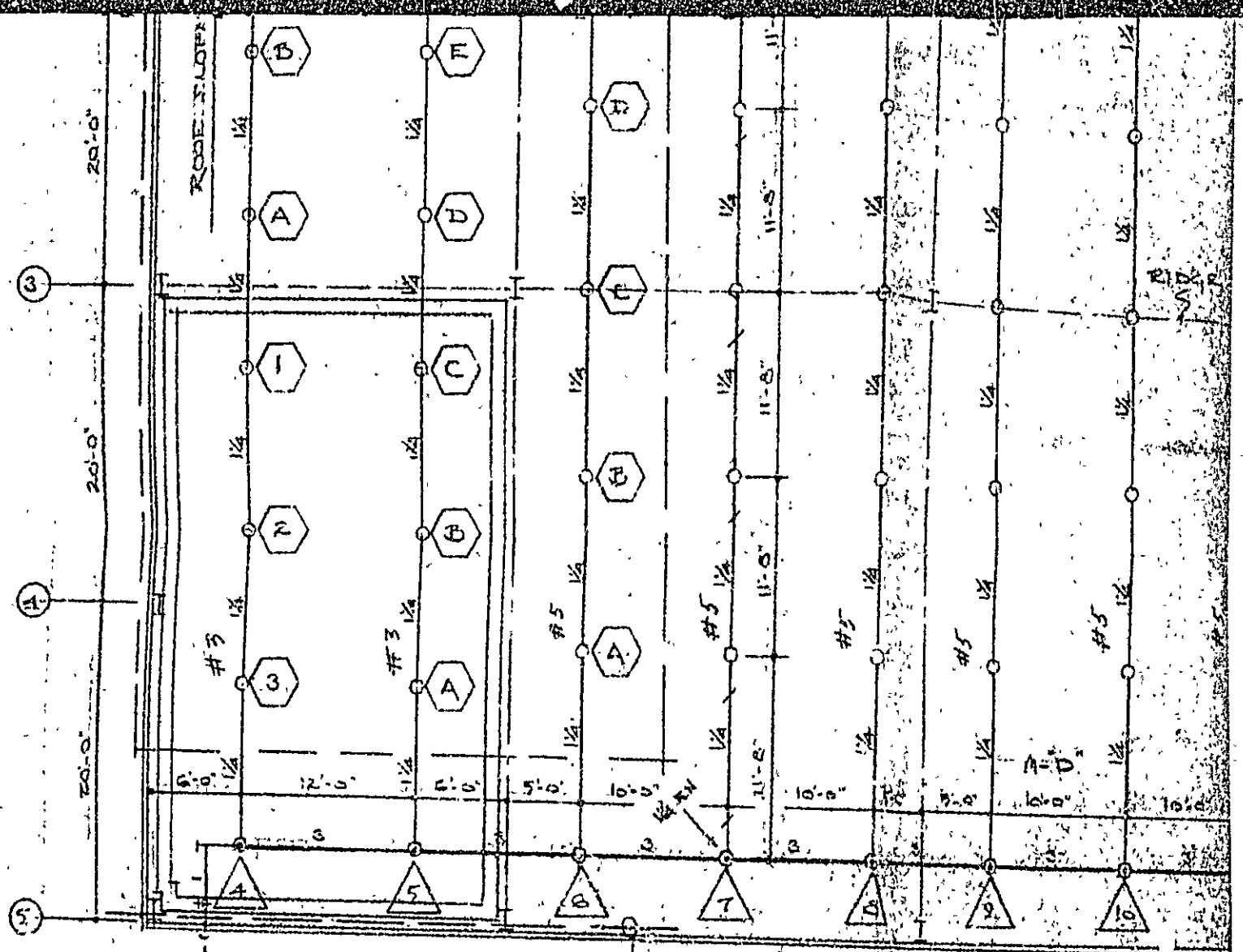

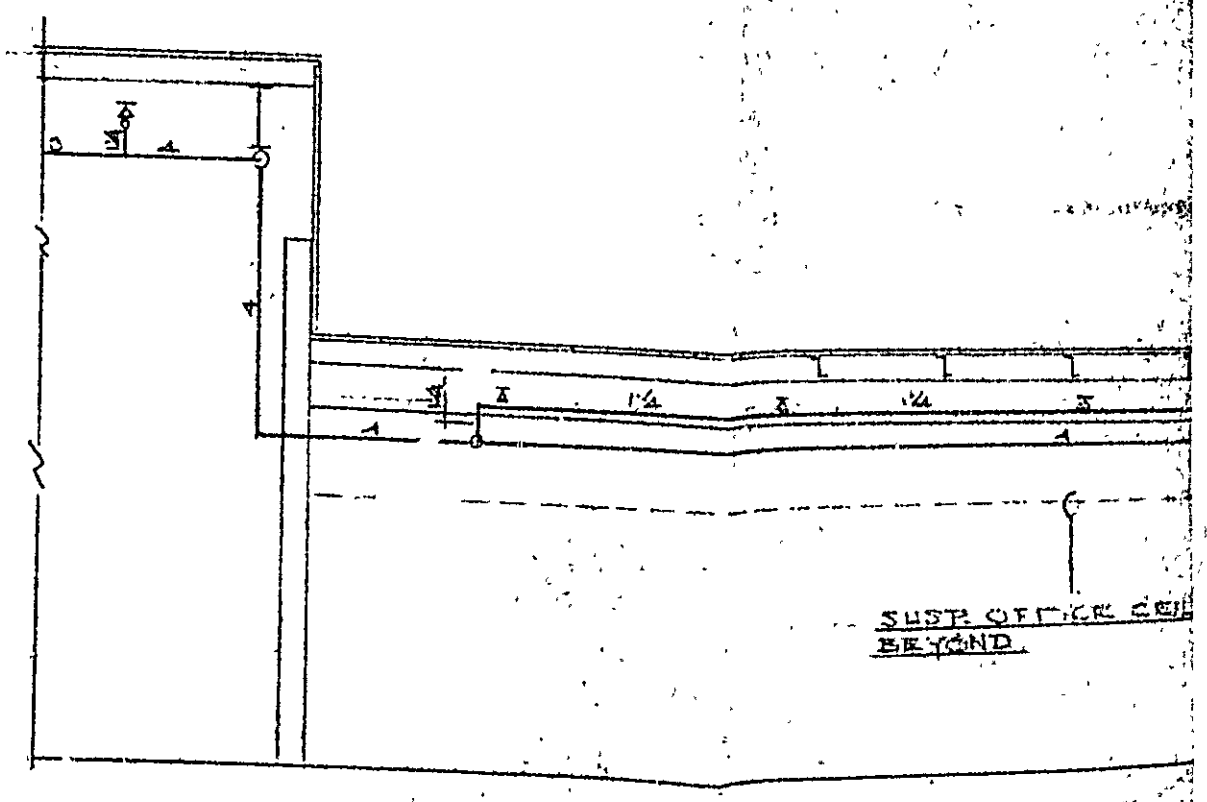

SECTION A-A
3/8" = 1'-0"

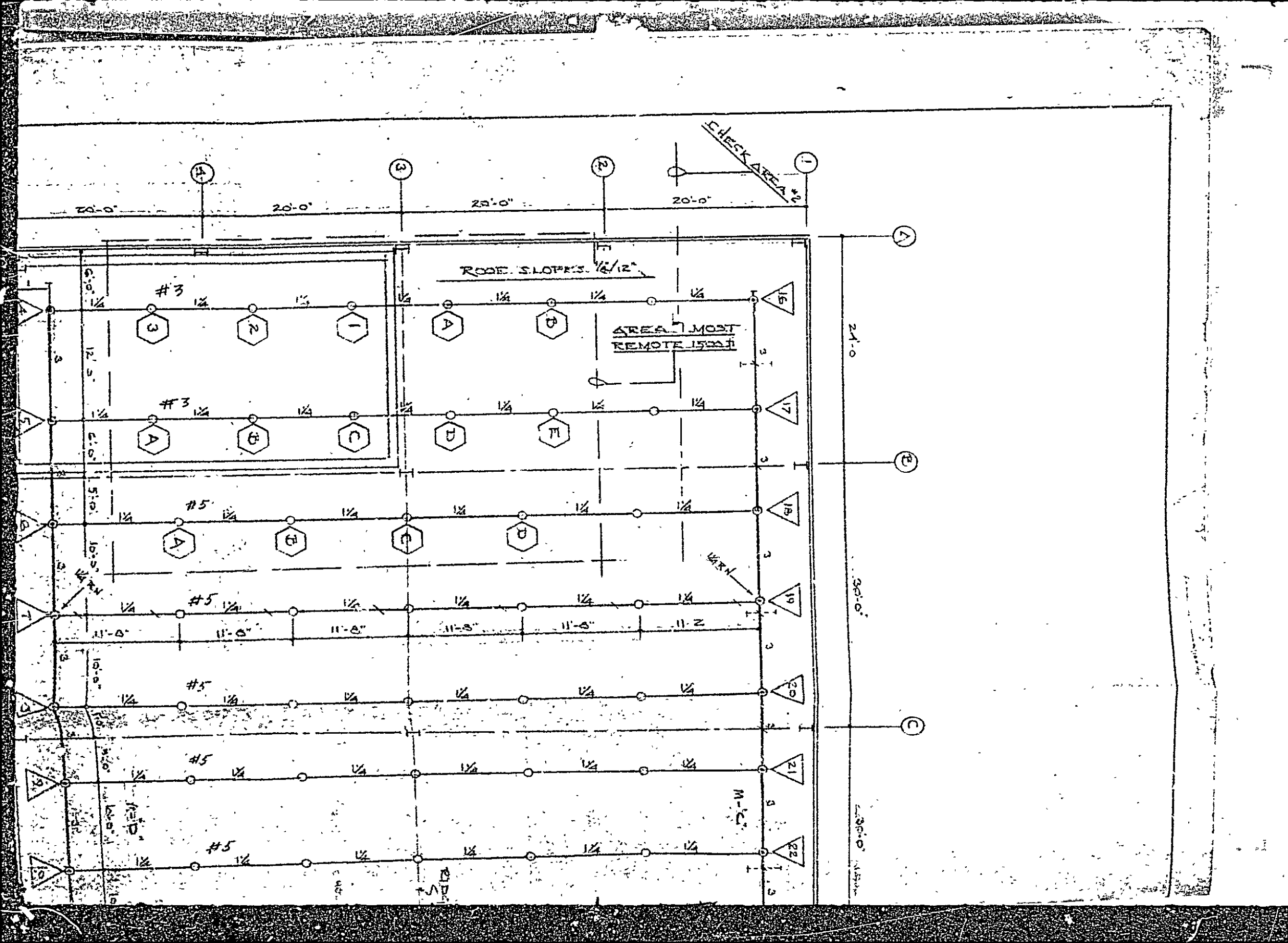
CHECK AREA #2
20'-0"
20'-0"
20'-0"
20'-0"
ROOF SLOPES 1/4/12"
AREA MOST REMOTE 1500 ft
#3
#5
#5
#5
#5
#5
1¼
12'-0"
6'-0"
5'-0"
10'-0"
11'-8"
11'-8"
11'-8"
11'-8"
11'-8"
11'-2"
24'-0"
30'-0"
30'-0"
M-C
WKN
WKN

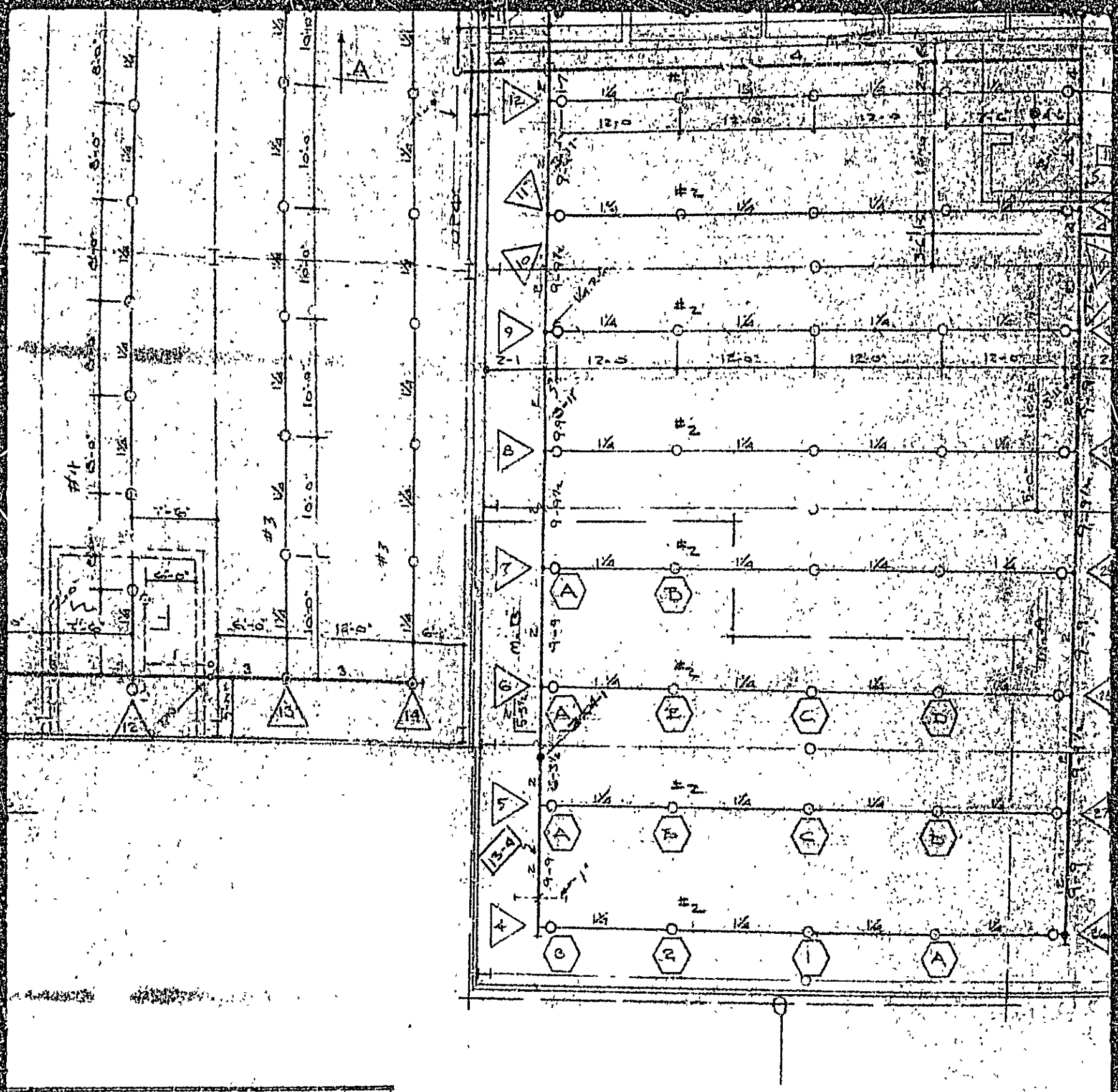

AREA #2 MOST REMOTE 1500 ft

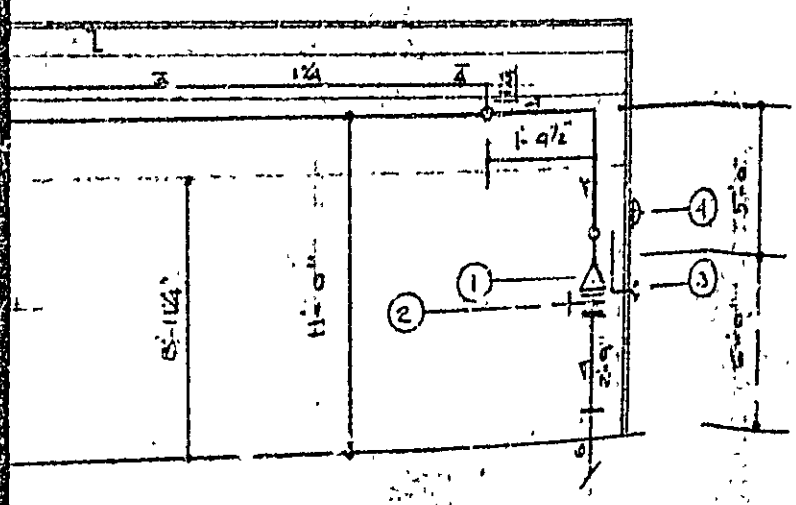

1. 4" CENTRAL ALARM VALVE
2. 8" KENNEDY CITY GATE VALVE
3. TAGGART D. SIAMESE
4. WATER MOTOR GONG

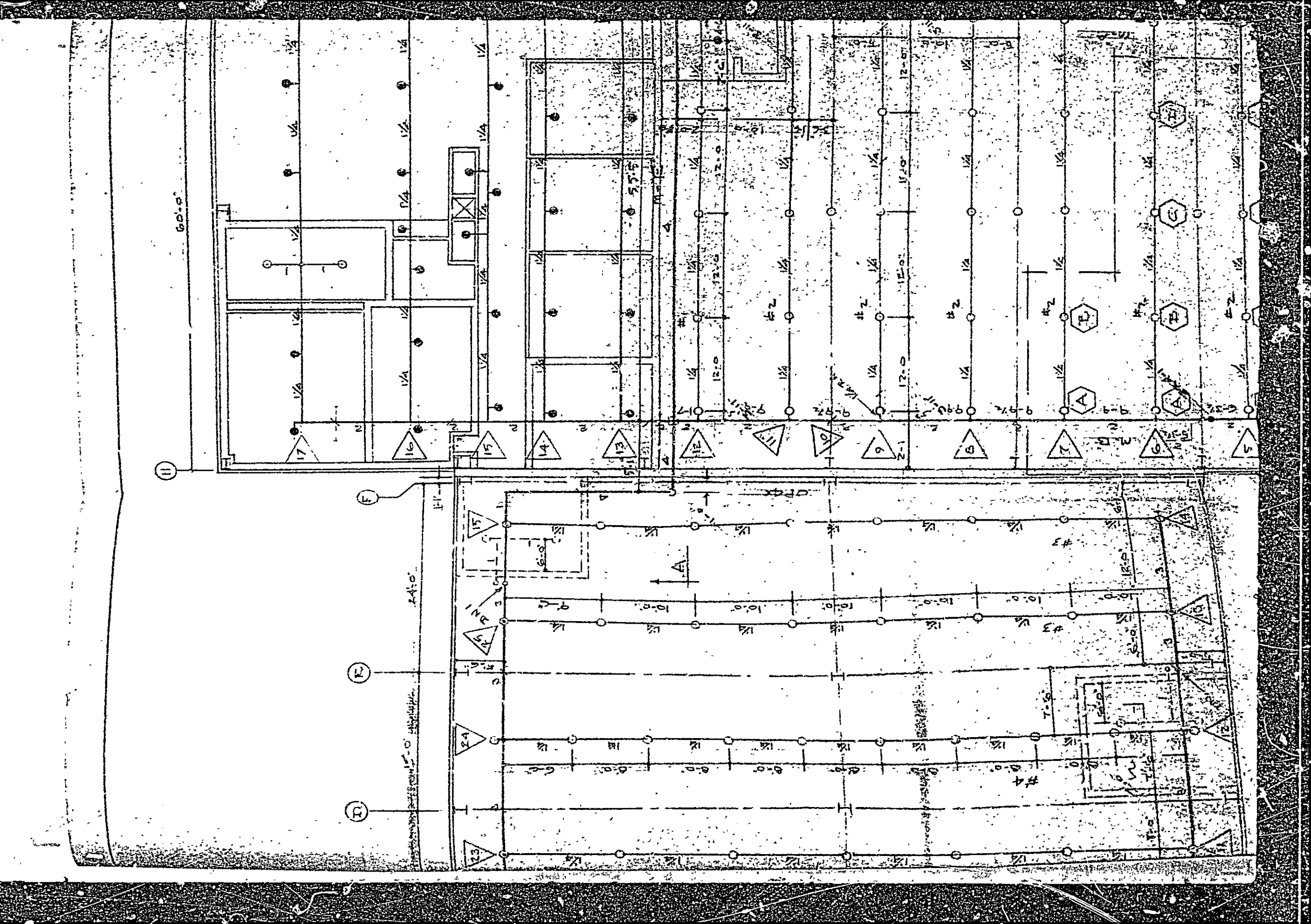

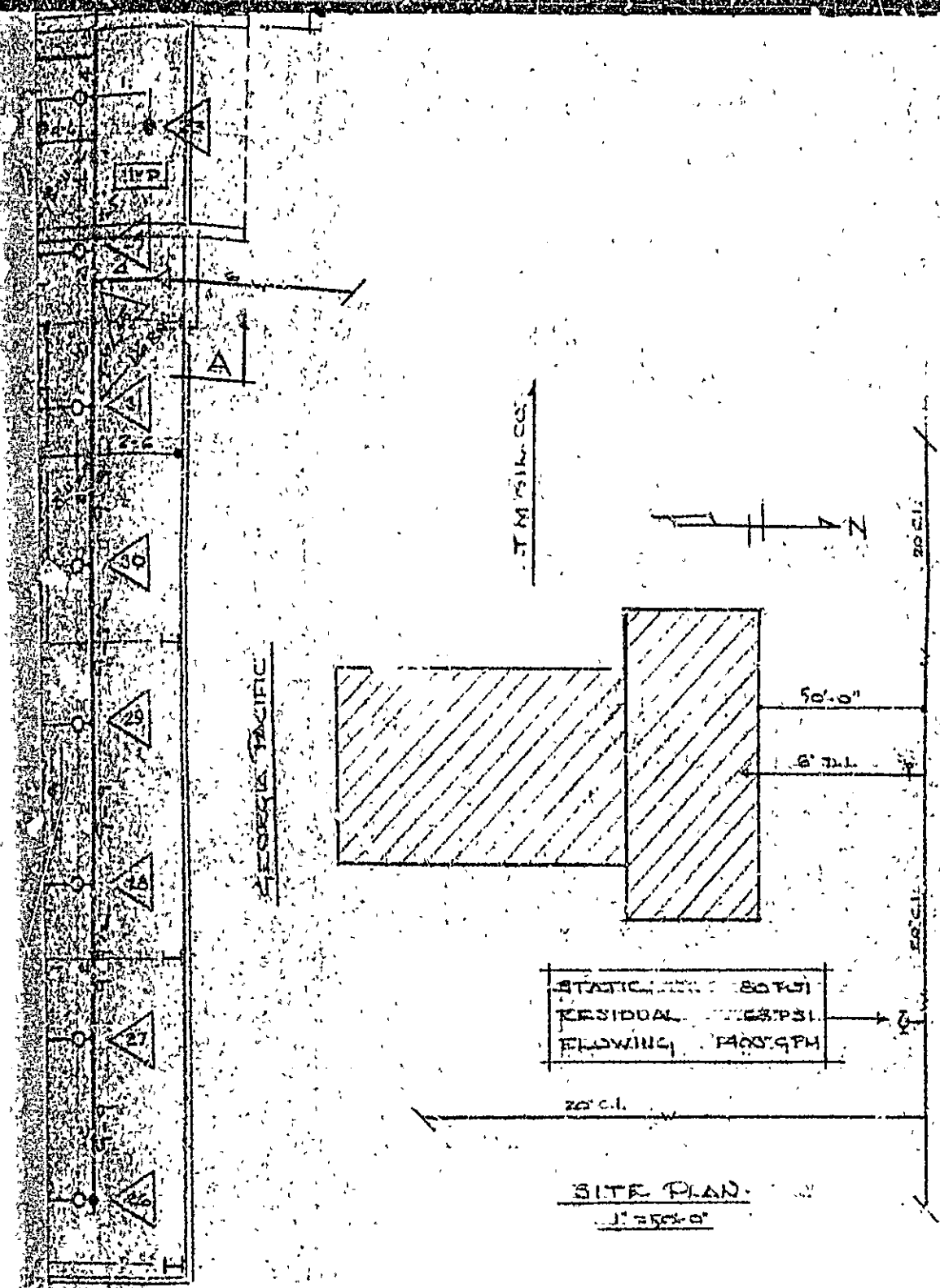

SITE PLAN
1" = 50'-0"

SYMBOLS

- CENTRAL UPRIGHT HEADS
- CENTRAL PENDENT HEADS
- 6" PIPE A.F.F.
- C.CLAMP W/ROD & RING
- TRAPEZE W/ROD & RING
- HYDRAULIC CALC.

DESIGNED FOR 14 HEADS IN MOST REMOTE 1500 ft² AT DENSITY OF .21 GPM/ft² REQUIRING 59.03 PSI & 750 GPM AT BASE OF RISER

POWER PRODUCTS INC
PORTLAND, MAINE

SURVEY			SHEET
DRAWN	LEH	2-15-79	1

SPRINKLER SYSTEMS INC.
P. O. BOX 1283
LEWISTON, MAINE 04243

432-45K Warren

RECEIVED
1979
DEPT. OF BLDG. INSP.
CITY OF PORTLAND

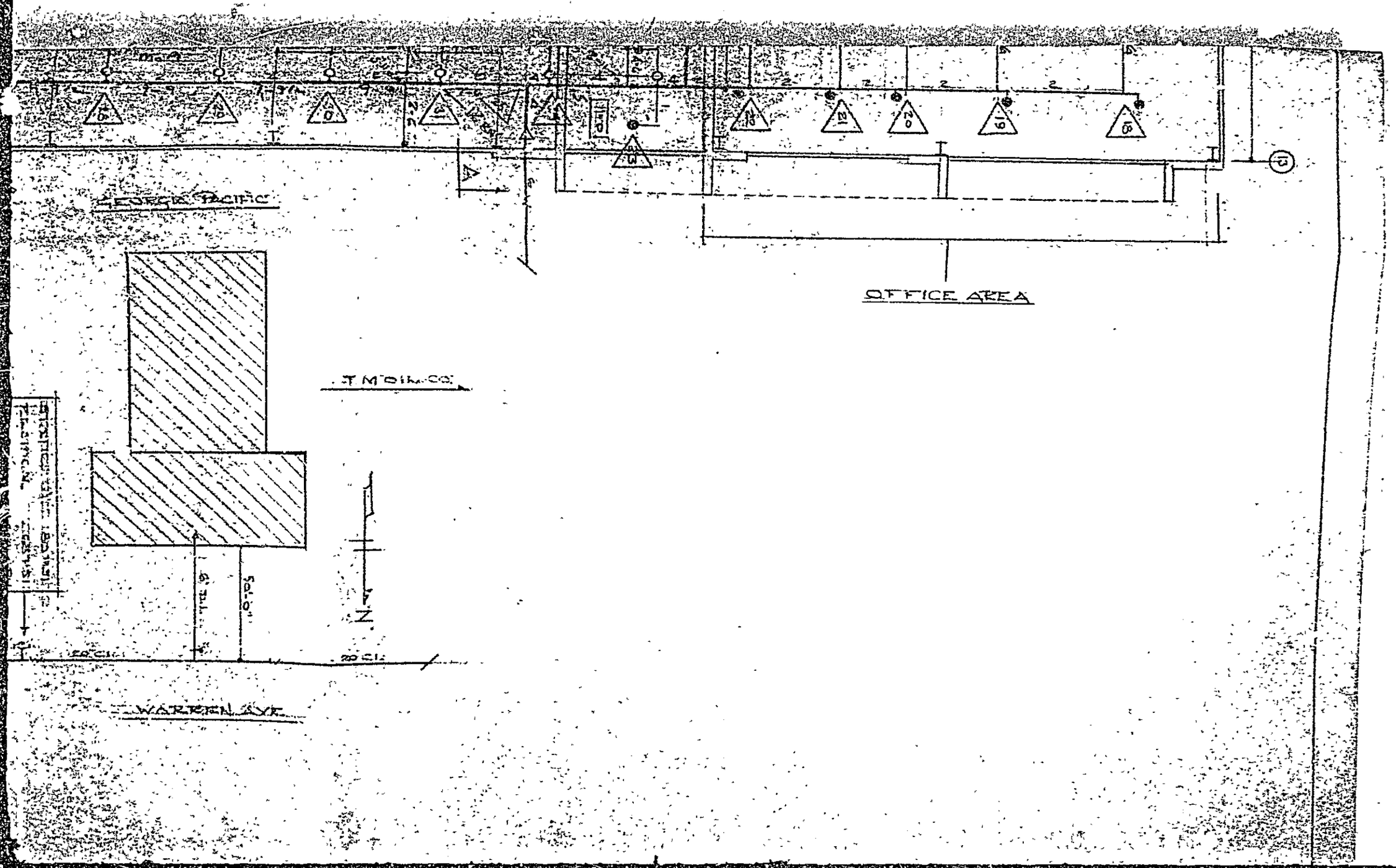
GEORGE PACIFIC
OFFICE AREA
WARREN AVE
N

INSURANCE SERVICES OFFICE
OF MAINE
482 CONGRESS STREET, PORTLAND, MAINE 04101
TELEPHONE: (207) 774 0376

DAVID F. HALE, MANAGER

March 19, 1979

Sprinkler Systems, Inc.
P. O. Box 1285
Lewiston, Maine 04240

Gentlemen:

Re: Power Products Inc.
Warren Avenue
Portland, Maine
FILE 18-954

We have reviewed the submitted plans for the proposed sprinkler system at the above-captioned location. Based on the submitted information, it appears that this sprinkler system meets the requirements of our rating schedule and, if this sprinkler system is properly installed in accordance with these plans, fire insurance rate recognition will be received.

This review is for the purpose of developing a fire insurance rate. It is not for the purpose of making property loss prevention or life safety recommendations and none are made.

Very truly yours,

D. F. Hale

David F. Hale
State Manager

lmm:wk
Encl.

RECEIVED
MAY 14 1979
DEPT. OF BLDG. INSP.
CITY OF PORTLAND

APPLICATION FOR PERMIT

PERMIT ISSUED
MAY 14 1979
CITY of PORTLAND

000351

B.O.C.A. USE GROUP .....

B.O.C.A. TYPE OF CONSTRUCTION .....

ZONING LOCATION _____ PORTLAND, MAINE, May 14, 1979

To the DIRECTOR OF BUILDING & INSPECTION SERVICES, PORTLAND, MAINE

The undersigned hereby applies for a permit to erect, alter, repair, demolish, move or install the following building, structure, equipment or change use in accordance with the Laws of the State of Maine, the Portland B.O.C.A. Building Code and Zoning Ordinance of the City of Portland with plans and specifications, if any, submitted herewith and the following specifications:

Fire District: #1 ☐ #2 ☐

LOCATION 432-458 Warren Avenue ..... Telephone .....

1. Owner's name and address Power Products Inc. - same ..... Telephone .....
2. Lessee's name and adddress ..... Telephone 782-0104
3. Contractor's name and address Sprinkler Systems, Inc. - P.O. Box 1285, Lewiston, Me. 04240 ..... No. of sheets 1
4. Architect ..... Specifications ..... Plans .....

Proposed use of building Install sprinkler system ..... No. families .....

Last use ..... No. families .....

Material ..... No. stories ..... Heat ..... Style of roof ..... Roofing .....

Other buildings on same lot .....

Estimated contractural cost $ ..... Fee $ 35.00 plus Belated Fee $100.00

FIELD INSPECTOR—Mr. ..... @ 775-5451 Ext. 234

GENERAL DESCRIPTION

To install sprinkler system, as per plan, over 50 heads, one story building.

This application is for:

Dwelling .....

Garage .....

Masonry Bldg. .....

Metal Bldg. .....

Alteration .....

Demolitions .....

Change of Use .....

Other .....

Stamp of Special Conditions

NOTE TO APPLICANT: *Separate permits are required by the installers and subcontractors of heating, plumbing, electrical and mechanicals.*

PERMIT IS TO BE ISSUED TO 1 ☐ 2 ☐ 3 ☒ 4 ☐

Other: .....

DETAILS OF NEW WORK

Is any plumbing involved in this work? ..... Is any electrical work involved in this work? .....

Is connection to be made to public sewer? ..... If not, what is proposed for sewage? .....

Has septic tank notice been sent? ..... Form notice sent? .....

Height average grade to top of plate ..... Height average grade to highest point of roof .....

Size, front ..... depth ..... No. stories ..... solid or filled land? ..... earth or rock? .....

Material of foundation ..... Thickness, top ..... bottom ..... cellar .....

Kind of roof ..... Rise per foot ..... Roof covering ..... fuel .....

No. of chimneys ..... Material of chimneys ..... of lining ..... Kind of heat ..... Sills .....

Framing Lumber—Kind ..... Dressed or full size? ..... Corner posts .....

Size Girder ..... Columns under girders ..... Size ..... Max. on centers .....

Studs (outside walls and carrying partitions) 2x4-16" O. C. Bridging in every floor and flat roof span over 8 feet.

Joists and rafters: 1st floor ....., 2nd ....., 3rd ....., roof .....

On centers: 1st floor ....., 2nd ....., 3rd ....., roof .....

Maximum span: 1st floor ....., 2nd ....., 3rd ....., roof .....

If one story building with masonry walls, thickness of walls? ..... height? .....

IF A GARAGE

No. cars now accommodated on same lot ....., to be accommodated ..... number commercial cars to be accommodated .....

Will automobile repairing be done other than minor repairs to cars habitually stored in the proposed building? .....

MISCELLANEOUS

Will work require disturbing of any tree on a public street? .....

Will there be in charge of the above work a person competent to see that the State and City requirements pertaining thereto are observed? .....

APPROVALS BY: *DATE*

BUILDING INSPECTION—PLAN EXAMINER .....

ZONING: .....

BUILDING CODE: .....

Fire Dept.: .....

Health Dept.: .....

Others: .....

Signature of Applicant Gretchen Gatz ..... Phone # .....

Type Name of above Gretchen Gatz ..... 1 ☐ 2 ☐ 3 ☒ 4 ☐

Other and Address .....

FIELD INSPECTOR'S COPY

Permit No. 79/135

Location 432-458 Illinois Ave

Owner Linda Products Inc.

Date of permit 5/14/79

Approved

NOTES

5-14-79 installed

CITY OF PORTLAND, MAINE

MEMORANDUM

DATE: 10/19/78

TO: Brown Construction Co.

FROM: Fire Prevention Bureau

SUBJECT: Pot.. Products Inc. 432-458 Warren Ave.

Approval is hereby given for a building permit from this Department subject to the following requirements/reasons:

1) Emergancy lighting shall be provided for all exits and paths to reach same.

2) All exits and paths to reach same shall be marked.

3) The sprinkler system shall be equipt with flow switches and connected to horn and light sounding devices placed in all areas of occupancy.

4) All areas of hazard shall be enclosed with construction having a fire rating of at least one hour, including fire doors with self closers.

James P. Collins

Lt. James P. Collins
Fire Prevention Bureau

CITY OF PORTLAND, MAINE

MEMORANDUM

DATE: 11/21/78

TO: Brown Construction Co.

FROM: Fire Prevention Bureau

SUBJECT: 432-458 Warren Ave. (underground tanks)

Approval is hereby given for a building permit from this Department subject to the following requirements/reasons:

1) Approved as discribed in Chapter 16 of the Fire Prevention Code of which a copy has been supplied to you.

James P. Collins

Lt. James P. Collins
Fire Prevention Bureau

APPLICATION FOR PERMIT

PERMIT ISSUED
APR 20 1979
CITY of PORTLAND

B.O.C.A. USE GROUP ..... 000265 .....
B.O.C.A. TYPE OF CONSTRUCTION .....

ZONING LOCATION I-2 PORTLAND, MAINE, April 20, 1979

To the DIRECTOR OF BUILDING & INSPECTION SERVICES, PORTLAND, MAINE

The undersigned hereby applies for a permit to erect, alter, repair, demolish, move or install the following building, structure, equipment or change use in accordance with the Laws of the State of Maine, the Portland B.O.C.A. Building Code and Zoning Ordinance of the City of Portland with plans and specifications, if any, submitted herewith and the following specifications:

LOCATION 437-458 ~~470~~ Warren Avenue ..... Fire District #1 ☐, #2 ☐

1. Owner's name and address Power Products Inc. - same ..... Telephone .....
2. Lessee's name and adddress ..... P. O. Box 781 .. Telephone .....
3. Contractor's name and address Bailey Sign Inc. - Thompsons Pt. 04101 Telephone 774-2843
4. Architect ..... Specifications ..... Plans ..... No. of sheets .....

Proposed use of building Maintenance of diesel ..... No. families .....
Last use ..... No. families .....
Material ..... No. stories ..... Heat ..... Style of roof ..... Roofing .....
Other buildings on same lot .....
Estimated contractural cost $..... Fee $....10.10...

FIELD INSPECTOR—Mr. ..... @ 775-5451 Ext. 234

This application is for:
Dwelling .....
Garage .....
Masonry Bldg. .....
Metal Bldg. .....
Alterations .....
Demolitions .....
Change of Use .....
Other sign on bldg..

GENERAL DESCRIPTION

To erect sign on front of bldg. 16 individual letters making up one sign, totaling 51 square ft.

Stamp of Special Conditions

NOTE TO APPLICANT: Separate permits are required by the installers and subcontractors of heating, plumbing, electrical and mechanicals.

PERMIT IS TO BE ISSUED TO 1☐ 2☐ 3☒ 4☐
Other: .....

DETAILS OF NEW WORK

Is any plumbing involved in this work? ..... Is any electrical work involved in this work? .....
Is connection to be made to public sewer? ..... If not, what is proposed for sewage? .....
Has septic tank notice been sent? ..... Form notice sent? .....
Height average grade to top of plate ..... Height average grade to highest point of roof .....
Size, front ..... depth ..... No. stories ..... solid or filled land? ..... earth or rock? .....
Material of foundation ..... Thickness, top ..... bottom ..... cellar .....
Kind of roof ..... Rise per foot ..... Roof covering .....
No. of chimneys ..... Material of chimneys ..... of lining ..... Kind of heat ..... fuel .....
Framing Lumber—Kind ..... Dressed or full size? ..... Corner posts ..... Sills .....
Size Girder ..... Columns under girders ..... Size ..... Max. on centers .....
Studs (outside walls and carrying partitions) 2x4-16" O. C. Bridging in every floor and flat roof span over 8 feet.
Joists and rafters: 1st floor ....., 2nd ....., 3rd ....., roof .....
On centers: 1st floor ....., 2nd ....., 3rd ....., roof .....
Maximum span: 1st floor ....., 2nd ....., 3rd ....., roof .....
If one story building with masonry walls, thickness of walls? ..... height? .....

IF A GARAGE

No. cars now accommodated on same lot ...., to be accommodated ... number commercial cars to be accommodated ...
Will automobile repairing be done other than minor repairs to cars habitually stored in the proposed building? .....

APPROVALS BY:	*DATE*	MISCELLANEOUS
BUILDING INSPECTION—PLAN EXAMINER		Will work require disturbing of any tree on a public street? ..
ZONING: OK M.W. Jy	4/20/79	
BUILDING CODE:		Will there be in charge of the above work a person competent to see that the State and City requirements pertaining thereto are observed? .....
Fire Dept.:		
Health Dept.:		
Others:		

Signature of Applicant Thomas A. Kelley ..... Phone # ..same.....
Type Name of above Bailey Sign Inc. ..... 1☐ 2☐ 3☒ 4☐
Other .....
and Address .....

FIELD INSPECTOR'S COPY

Permit No. 79/265

Location 432 Warren Ave

Owner Paul's Provisioner Inc

Date of permit 4-21-79

Approved 4-20-79 Segman Change of Bldg

NOTES

8-17-79 Not completed

8-30-79 Sign in place

58 SE
01 01
SC-52

POWER PRODUCTS
278 WARREN AVE
PORTLAND ME

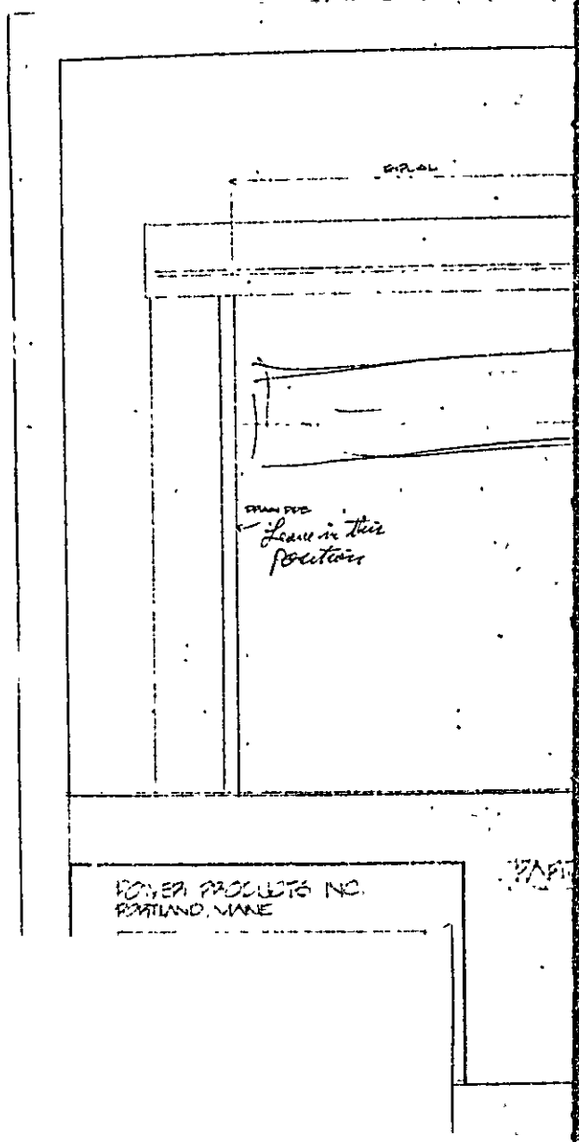

.090 BAKED ENAMEL ALUMINUM
CUSTOM FABRICATED

EACH INDIVIDUAL LETTER TO BE
ATTACHED TO BUILDING WALL
W/ BOLTS AND NUTS

ALL HARDWARE NON-CORROSIVE

D

Ron of Brown confirm

33'-0"±

EL 10'-0"

Rain pipe

POWER PRODUCTS INC.

CENTER LINE OF UNPAINTED WALL AREA

NOTE:
NON-DIA
PROVIDE
TO LOCA
NON-CORR

aluminum

ILLUMINATED LETTERS FABRICATED
FROM TYPE 3003 SHEET ENAMELED
& MOUNTED AS SHOWN USING
MAP DRAWINGS

Note:
Conduit located to c
Point on wall

Scale 1/2" = 1'

Edge of walkway

TIAL BUILDING · NORTH ELEVATION SCALE 1/8"=1'-0"

FACE OF

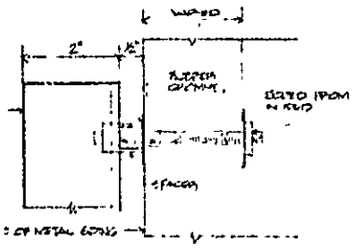

G

BAILEY SIGN
Box 161
PORTLAND

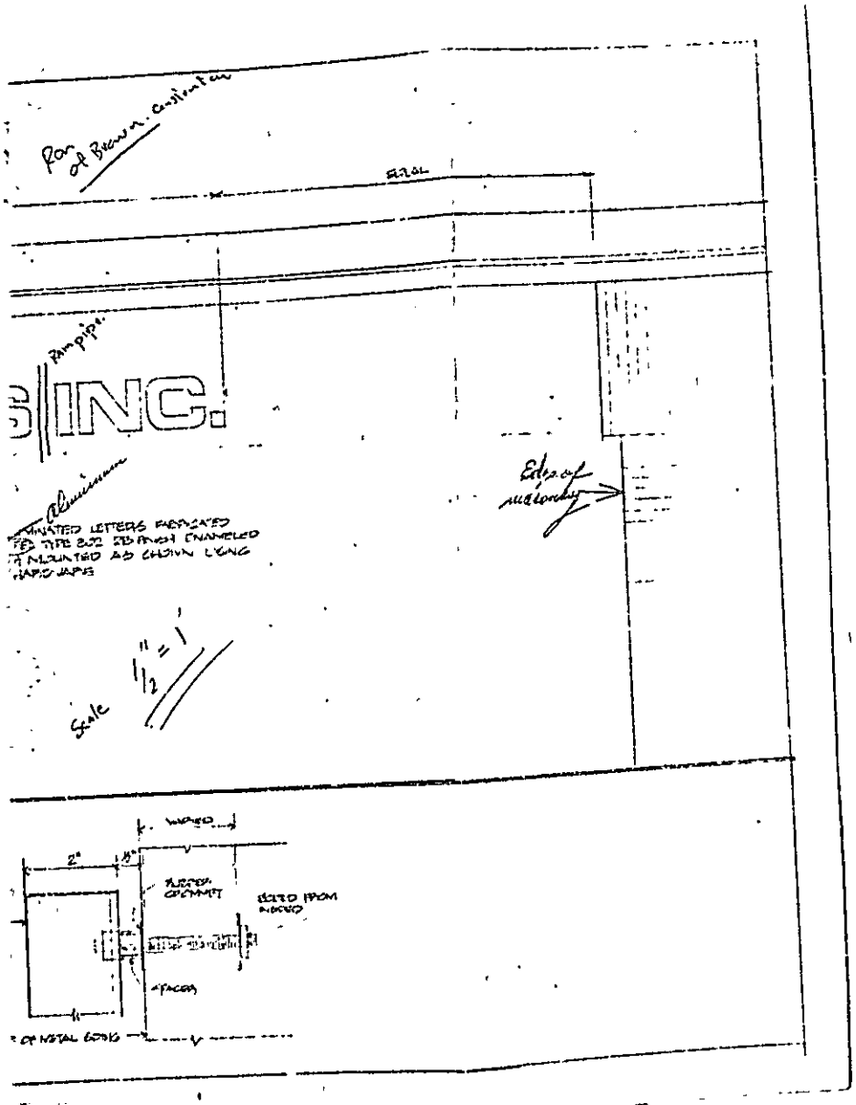

BAILEY SIGN
BOX 161
PORTLAND

RECEIVED
APR 20 1979
DEPT. OF BLDG. INSP.
CITY OF PORTLAND

APPLICATION FOR PERMIT

PERMIT ISSUED
APR 2 1979
CITY of PORTLAND

B.O.C.A. USE GROUP ..... 000191 .....
B.O.C.A. TYPE OF CONSTRUCTION .....

ZONING LOCATION I-2 PORTLAND, MAINE, ...3-30-79...

To the DIRECTOR OF BUILDING & INSPECTION SERVICES, PORTLAND, MAINE

The undersigned hereby applies for a permit to erect, alter, repair, demolish, move or install the following building, structure, equipment or change use in accordance with the Laws of the State of Maine, the Portland B.O.C.A. Building Code and Zoning Ordinance of the City of Portland with plans and specifications, if any, submitted herewith and the following specifications: 432-458

LOCATION ~~278-B-2~~ Warren Avenue ..... Fire District #1 ☐, #2 ☐

1. Owner's name and address ~~MK~~ Power Products Inc. - same ..... Telephone .....
2. Lessee's name and adddress ..Bailey Signs - Thompson Point ..... Telephone .....
3. Contractor's name and address ~~Maine Sign Display - 39 Portland St~~ Telephone ~~[illegible]~~
4. Architect ..... Specifications ..... Plans ..... No. of sheets .....

Proposed use of building ..... No. families .....
Last use ..... No. families .....
Material ..... No. stories ..... Heat ..... Style of roof ..... Roofing .....
Other buildings on same lot .....
Estimated contractural cost $..... Fee $..16.00.....

FIELD INSPECTOR—Mr. ..... @ 775-5451 Ext. 234

This application is for:
Dwelling .....
Garage .....
Masonry Bldg. .....
Metal Bldg. .....
Alteration .....
Demolitions .....
Change of Use .....
Other .....

GENERAL DESCRIPTION

To erect two signs, one 6'x8' and 2'x6', as per plan, ~~[illegible]~~ pole type

Stamp of Special Conditions

NOTE TO APPLICANT: Separate permits are required by the installers and subcontractors of heating, plumbing, electrical and mechanicals.

PERMIT IS TO BE ISSUED TO 1 ☐ 2 ☐ 3 ☒ 4 ☐
Other: .....

DETAILS OF NEW WORK

Is any plumbing involved in this work? ..... Is any electrical work involved in this work? .....
Is connection to be made to public sewer? ..... If not, what is proposed for sewage? .....
Has septic tank notice been sent? ..... Form notice sent? .....
Height average grade to top of plate ..... Height average grade to highest point of roof .....
..nt ..... depth ..... No. stories ..... solid or filled land? ..... earth or rock? .....
..al of foundation ..... Thickness, top ..... bottom ..... cellar .....
.. of roof ..... Rise per foot ..... Roof covering .....
.. of chimneys ..... Material of chimneys ..... of lining ..... Kind of heat ..... fuel .....
..aming Lumber—Kind ..... Dressed or full size? ..... Corner posts ..... Sills .....
Size Girder ..... Columns under girders ..... Size ..... Max. on centers .....
Studs (outside walls and carrying partitions) 2x4-16" O. C. Bridging in every floor and flat roof span over 8 feet.
Joists and rafters: 1st floor ....., 2nd ....., 3rd ....., roof .....
On centers: 1st floor ....., 2nd ....., 3rd ....., roof .....
Maximum span: 1st floor ....., 2nd ....., 3rd ....., roof .....
If one story building with masonry walls, thickness of walls? ..... height? .....

IF A GARAGE

No. cars now accommodated on same lot ...., to be accommodated ... number commercial cars to be accommodated ...
Will automobile repairing be done other than minor repairs to cars habitually stored in the proposed building? .....

APPROVALS BY:	*DATE*
BUILDING INSPECTOR	EXAMINER .....
ZONING:	3/30/79
BUILDING CO.	.....
Fire Dept.:	.....
Health Dept.:	.....
Others:	.....

MISCELLANEOUS

Will work require disturbing of any tree on a public street? ..

Will there be in charge of the above work a person competent to see that the State and City requirements pertaining thereto are observed? ...

Signature of Applicant ..... Phone #.....
Type Name of above ...Jack Reckitt..... 1 ☐ 2 ☐ 3 ☒ 4 ☐
Other .....
and Address .....

FIELD INSPECTOR'S COPY

Permit No. 79/191

Location 4331-4358 Morgan Cove

Owner Owen Woodcock Inc

Date of permit 3-30-79

Approved 4-2-79 2 signs

NOTES

6-5-79 Signs taken up

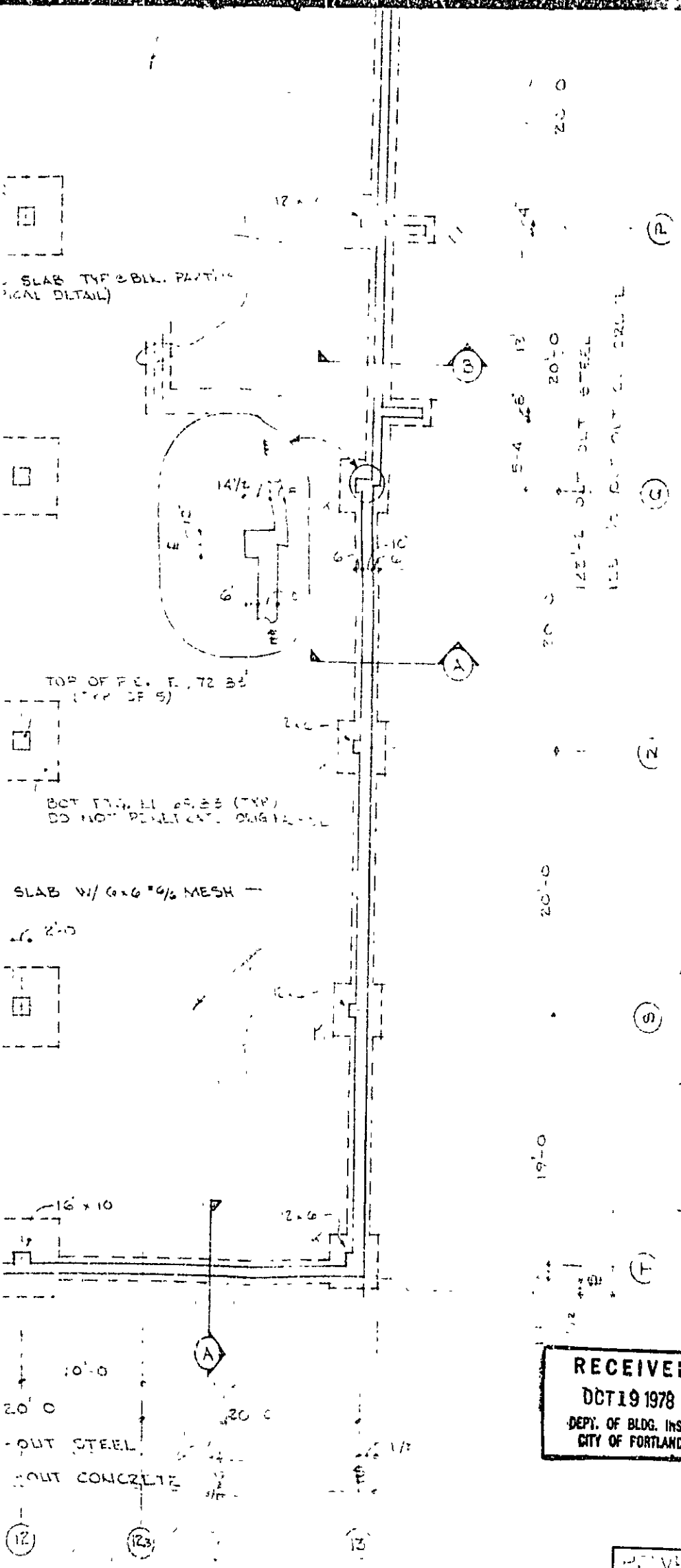

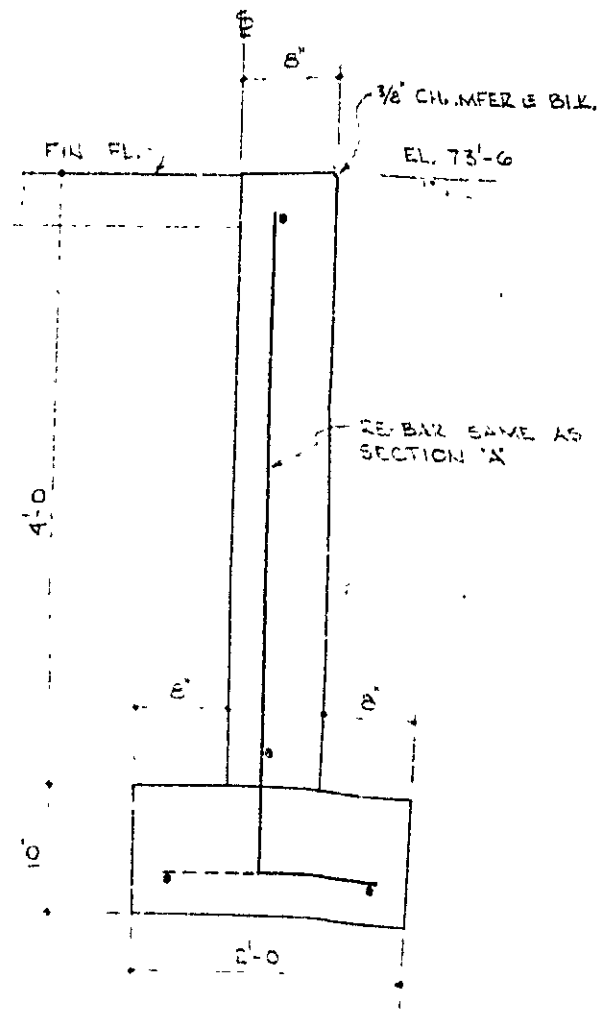

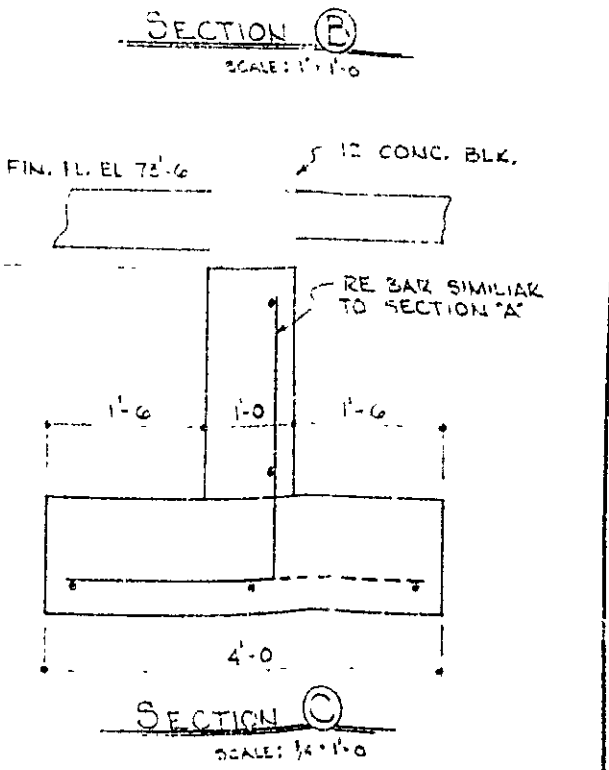

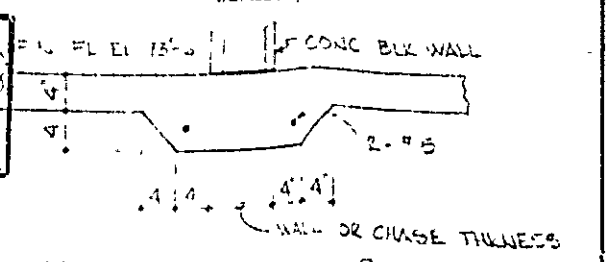

TYPICAL INCLINED SLAB

RECEIVED
OCT 19 1978
DEPT. OF BLDG. INSP.
CITY OF PORTLAND

PEVEL PRODUCTS, INC. 432-450 WARREN AVE., PORTLAND, MAINE		
BR WA CONST., INC. PORTLAND, MAINE	SCALE 1/8" = 1'-0	DRAWN BY RAH REVISED
FOUNDATION PLAN & DETAILS		
DATE 10-18-78	APPROVED BY	DRAWING NUMBER S1

MADE IN U.S.A.

SECTION (B)
SCALE: 1" = 10'
SECTION (A)
SCALE: 1" = 10'
FIN. FL.
EL. 73'-6"
1/2" CHAMFER @ BLK.
EE-BAR SAME AS SECTION "A"
2'-0
4'-0
1'-10
2-#4 CONT.
#4 @ 24" O.C. ALT. W/L BARS
#5
FLOOR OPNGS.
FLOOR OPNGS.
125'-2 OUT-OUT STEEL
125'-11 1/2 OUT-OUT CONCRETE
20'-0
13'-0
8'-4
24'-0
9'-9
4'-8
3'-4
4'-0
3'-4
12 x 16
20 x 16
AB W/ 6 x 6 #10/0 MESH
TOP OF PIER EL. 72.83
(TYP OF 5)
BOT. FTG. EL. 69.33 (TYP)
DO NOT PENETRATE 09.8
SLAB TYPE BLK. PARTNS
(DETAIL)
LL PARTNS)

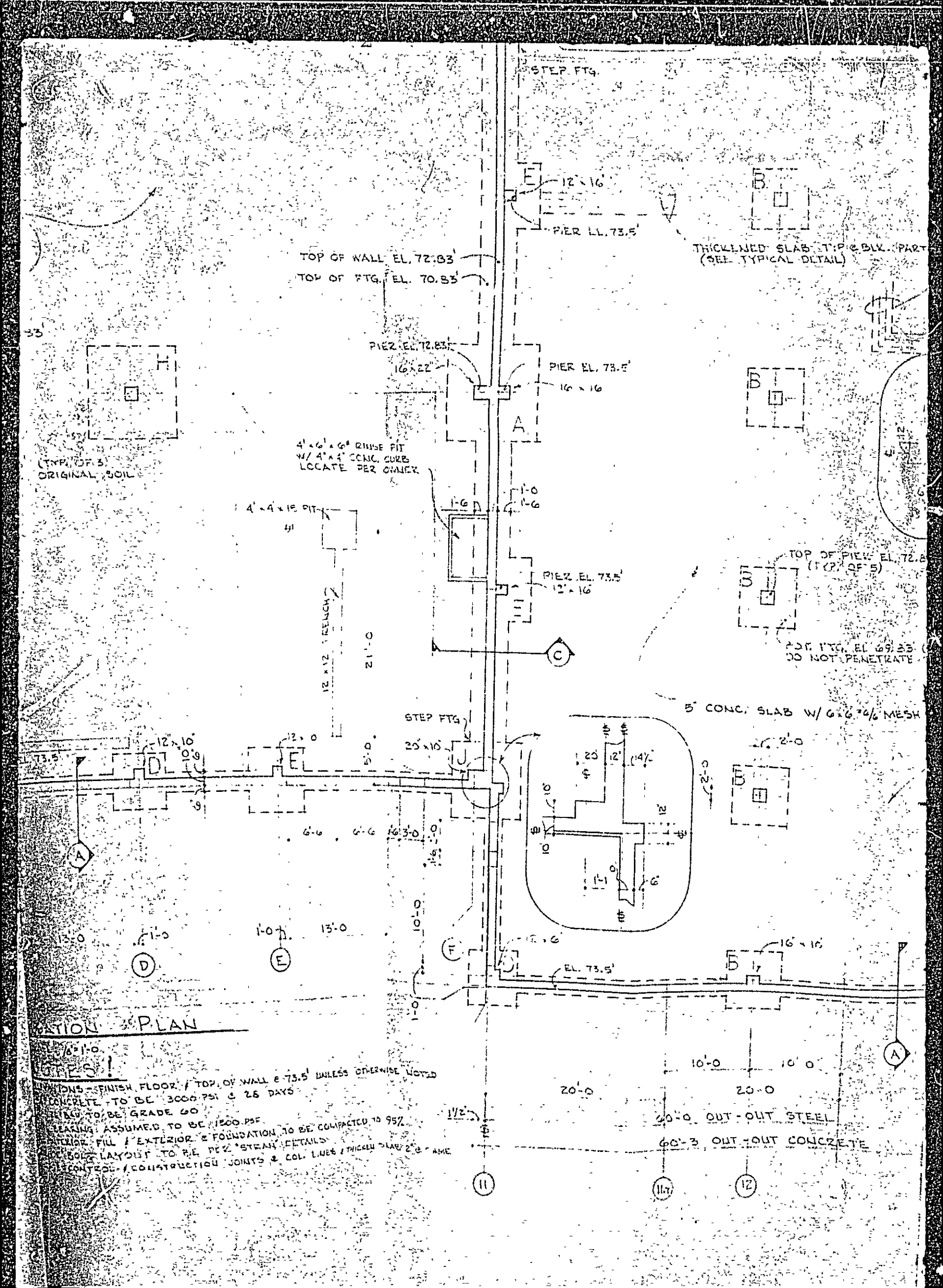
STEP FTG.
12 x 16
PIER EL. 73.5'
THICKENED SLAB TYP. @ BLK. PART (SEE TYPICAL DETAIL)
TOP OF WALL EL. 72.83'
TOP OF FTG. EL. 70.83'
PIER EL. 72.83'
16 x 22
PIER EL. 73.5'
16 x 16
4' x 6' x 6" RINSE PIT W/ 4" x 4" CONC. CURB LOCATE PER OWNER
(TYP. OF 3) ORIGINAL SOIL
4' x 4' x 15 PIT
PIER EL. 73.5'
12 x 16
TOP OF PIER EL. 72.8 (1 (2) OF 5)
EST. FTG. EL. 69.83 DO NOT PENETRATE
12 x 12 TRENCH
21'-0
5" CONC. SLAB W/ 6x6 10/10 MESH
STEP FTG.
20 x 16
12 x 10
12 x 0
73.5'
6'-6
6'-6
16'-3'-0
13'-0
1'-0
1'-0
13'-0
EL. 73.5'
16 x 16
10'-0
10'-0
20'-0
20'-0
60'-0 OUT-OUT STEEL
60'-3 OUT-OUT CONCRETE
PLAN
1/16" = 1'-0"
NOTES:
ELEVATIONS - FINISH FLOOR / TOP OF WALL @ 73.5' UNLESS OTHERWISE NOTED
CONCRETE - TO BE 3000 PSI @ 28 DAYS
REBAR - TO BE GRADE 60
BEARING - ASSUMED TO BE 1500 PSF
INTERIOR FILL / EXTERIOR & FOUNDATION TO BE COMPACTED TO 95%
ANCHOR BOLT LAYOUT - TO BE PER "STEEL" DETAILS
CONTROL / CONSTRUCTION JOINTS @ COL. LINES / THICKEN SLAB 2" @ ANC.

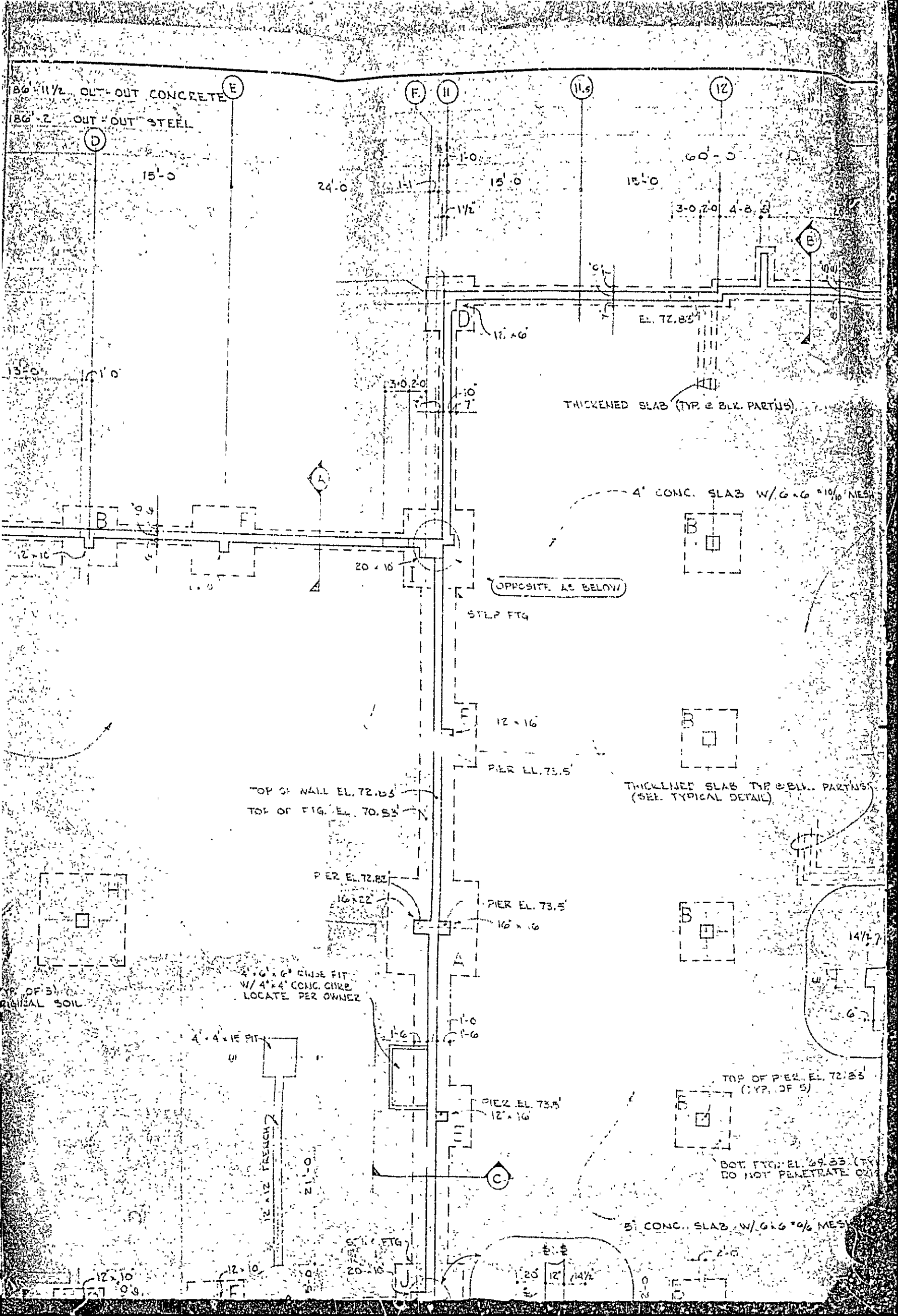
186'-11 1/2" OUT-OUT CONCRETE
186'-2" OUT-OUT STEEL
E
F
11
11.5
12
D
15'-0"
24'-0"
15'-0"
60'-0"
15'-0"
3'-0" 2'-0" 4'-8"
B
E.L. 72.83'
12' x 6'
13'-0"
1'-0"
3'-0" 2'-0"
THICKENED SLAB (TYP. @ BLK. PARTNS)
4" CONC. SLAB W/ 6 x 6 #10/10 MESH
F
12 x 16
20 x 16
OPPOSITE AS BELOW
STEP FTG
12 x 16
PIER EL. 73.5'
TOP OF WALL EL. 72.83'
TOP OF FTG. EL. 70.53'
THICKENED SLAB TYP @ BLK. PARTNS (SEE TYPICAL DETAIL)
PIER EL. 72.83'
16 x 22'
PIER EL. 73.5'
16' x 16'
A
4' x 6' x 6" RINSE PIT W/ 4" x 4" CONC. CURB LOCATE PER OWNER
TYP. OF 3
ORIGINAL SOIL
4' x 4' x 15' PIT
1'-6"
1'-6"
PIER EL. 73.5'
12' x 16'
TOP OF PIER EL. 72.83' (TYP. OF 5)
12 x 12 FRENCH
C
BOT. FTG. EL. 69.33' (TYP.) DO NOT PENETRATE ORIG.
5" CONC. SLAB W/ 6 x 6 #6/6 MESH
STEP FTG
20 x 16
12 x 10
12 x 10
1'-20"
12"
14 1/2"
2'-0"

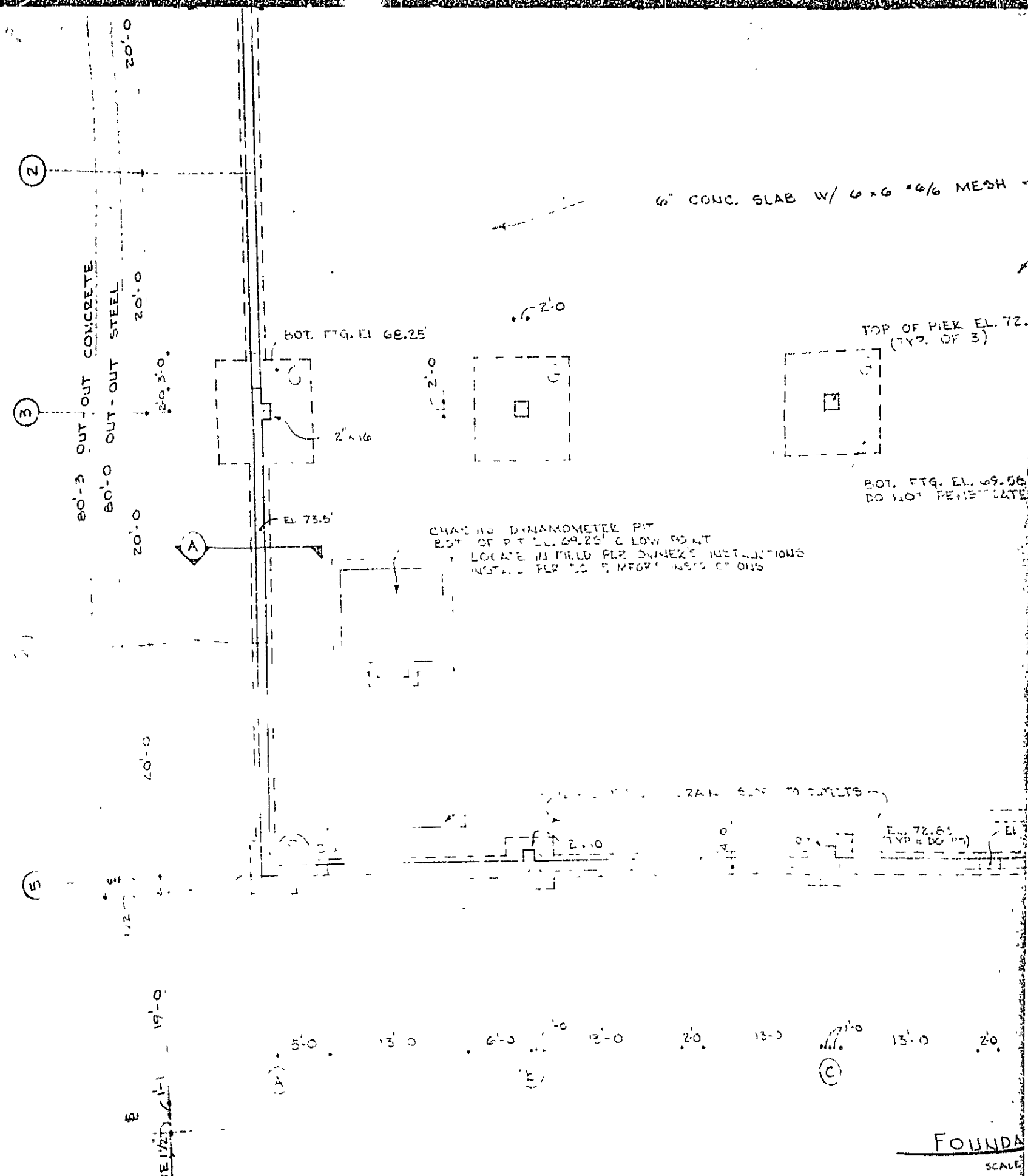
6" CONC. SLAB W/ 6 x 6 #6/6 MESH
BOT. FTG. EL 68.25'
TOP OF PIER EL. 72.
(TYP. OF 3)
2'-0
2'x16
EL 73.5'
BOT. FTG. EL. 69.58
DO NOT PENETRATE
CHASING DYNAMOMETER PIT
LOCATE IN FIELD PER OWNER'S INSTRUCTIONS
80'-3 OUT-OUT CONCRETE
80'-0 OUT-OUT STEEL
20'-0
FACE OF CONCRETE (1 1/2")
5'-0
13'-0
6'-0
2'-0
13'-0
2'-0
13'-0
13'-0
2'-0
19'-0
2'-0
2'-0
2

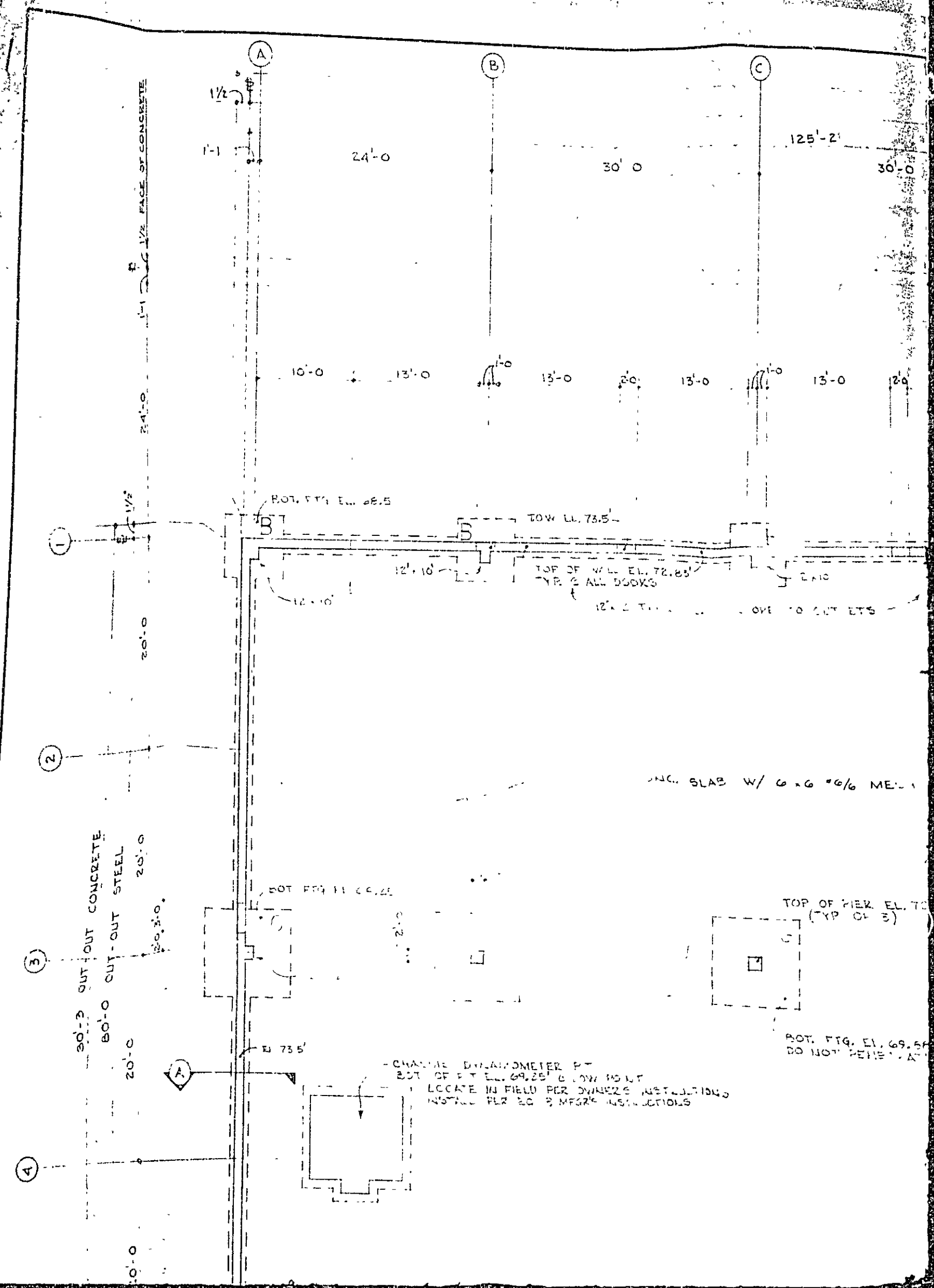
A
B
C
1½
1'-1
24'-0
30' 0
125'-2'
30'-0
1½ FACE OF CONCRETE
1'-1
24'-0
10'-0
13'-0
1'-0
13'-0
2'-0
13'-0
1'-0
13'-0
2'-0
BOT. FTG. EL. 68.5
TOW EL. 73.5'
12'x10'
TOP OF WALL EL. 72.83'
TYP. @ ALL DOORS
2x10
12'x10'
12'x 2 T
OVE TO CUT ETS
1½
20'-0
2
SLAB W/ 6 x 6 #6/6 ME
3
OUT OUT CONCRETE
OUT - OUT STEEL
20'-0
30'-0
80'-0
20'-0
BOT FTG EL 66.25
TOP OF PIER EL. 7
(TYP OF 3)
EL 73.5'
A
CHANGE DYNAMOMETER PIT
BOT OF PIT EL. 69.25' @ LOW POINT
LOCATE IN FIELD PER OWNER'S INSTRUCTIONS
INSTALL PER EQ & MFGR'S INSTRUCTIONS
BOT. FTG. EL. 69.5
DO NOT PENE
4
0'-0

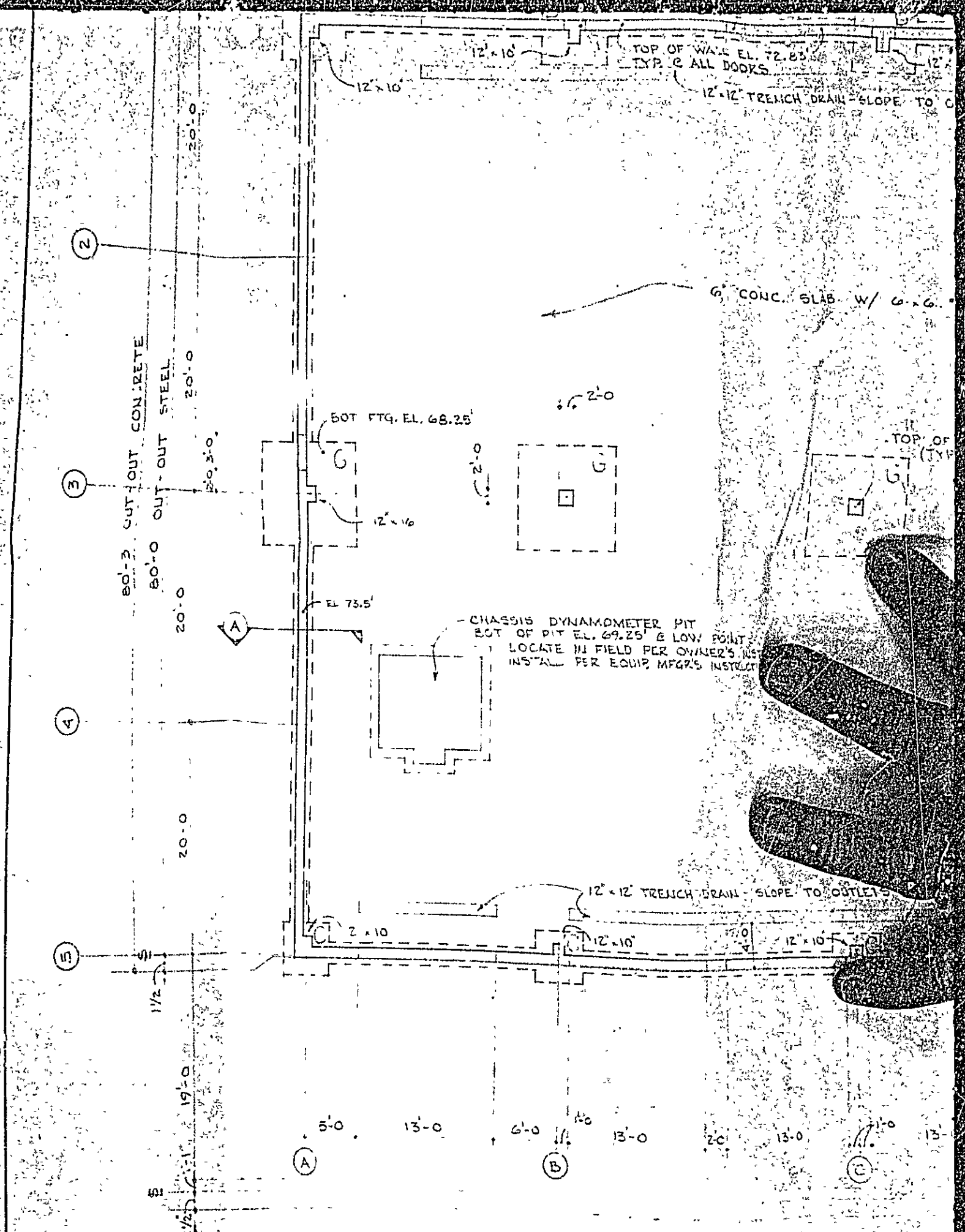

FOOTING SCHEDULE

QTY	TYPE	SIZE	BOT. EL.	MATT RE-BAR	COL. RE-BAR
1	A	10'-0 X 10'-0 X 16"	69'-6	#5 @ 12" E.W.	4-#5 'L' W/ #3 TIES @ 13"
10	B	6'-0 X 6'-0 X 12"	VARIES		
3	C	4'-6 X 4'-6 X 12"	68'-6		
4	D	5'-6 X 5'-6 X 12"	68'-6		
3	E	6'-6 X 6'-6 X 12"	VARIES		
1	F	7'-0 X 7'-0 X 12"	68'-6		
3	G	9'-0 X 9'-0 X 15"	VARIES	#5 @ 9" E.W.	
1	H	9'-6 X 9'-6 X 15"	69'-7	#5 @ 12" E.W.	
1	I	8'-0 X 8'-0 X 13"	68'-5		
1	J	7'-9 X 7'-9 X 12"	68'-8		
6	K	4'-0 X 4'-0 X 10"	68'-6		

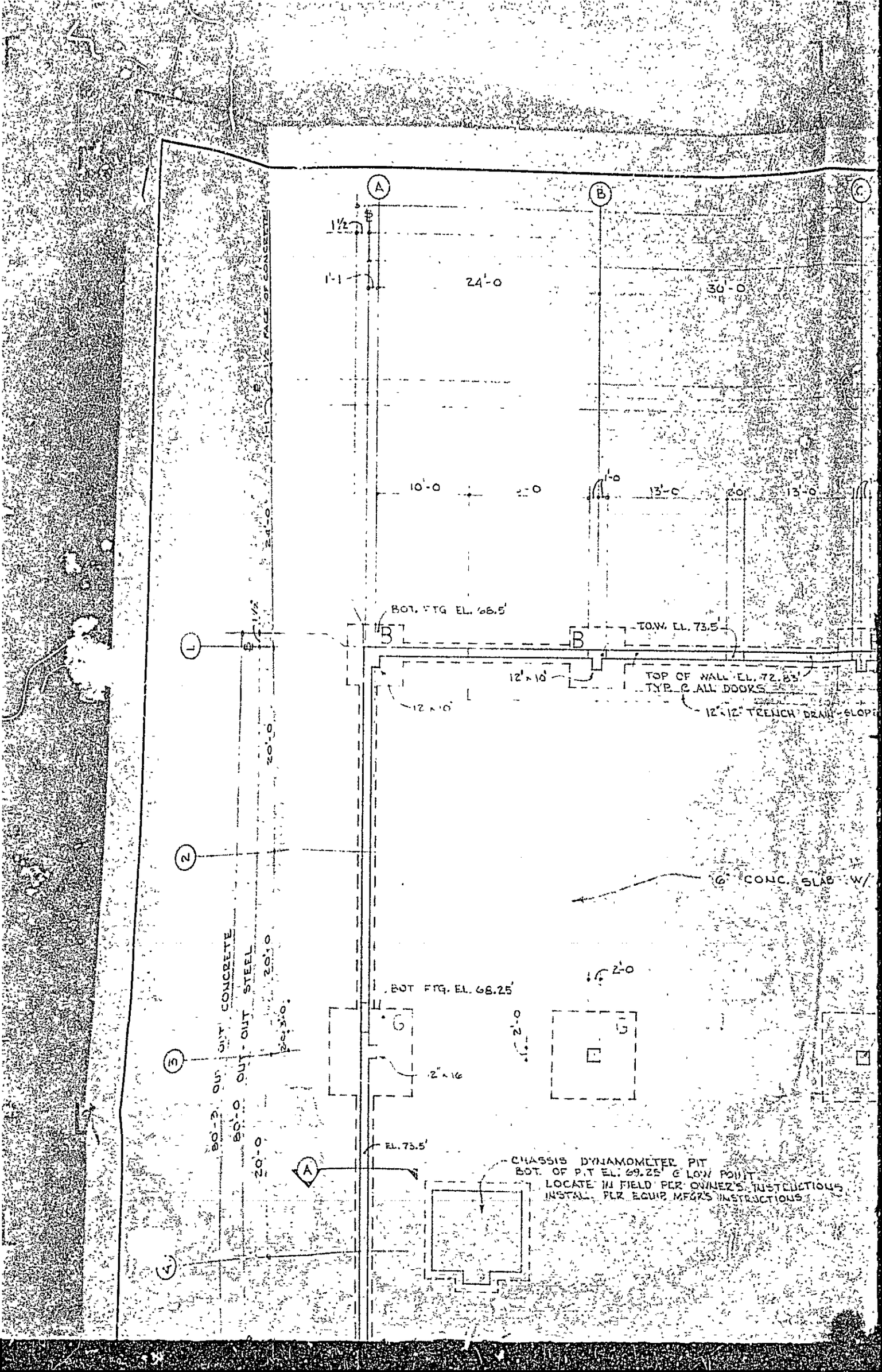
A
B
C
1
2
3
4
24'-0
30'-0
10'-0
13'-0
BOT. FTG EL. 68.5'
T.O.W. EL. 73.5'
TOP OF WALL EL. 72.83'
TYP. @ ALL DOORS
12"x12" TRENCH DRAIN - SLOPE
12"x10"
6" CONC. SLAB W/
BOT FTG. EL. 68.25'
2"x16
EL. 73.5'
CHASSIS DYNAMOMETER PIT
BOT. OF PIT EL. 69.25' @ LOW POINT
LOCATE IN FIELD PER OWNER'S INSTRUCTIONS
INSTALL PER EQUIP MFGR'S INSTRUCTIONS
OUT - OUT CONCRETE
OUT - OUT STEEL
80'-0
20'-0

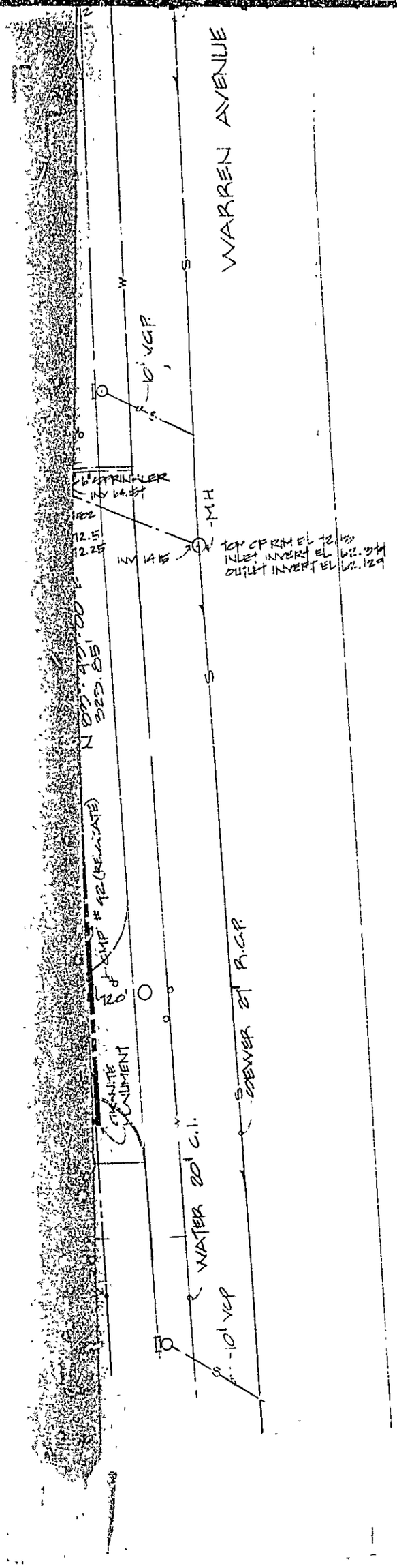

FIXTURE LEGEND
A - 1000 W MERC VAPOR LIGHT
B - 400 W " "
C - 400 W " "
ALL EXTERIOR LIGHTS TO BE CONNECTED TO PHOTO CELL - FIELD LOCATED

10.0' NEW SPOT GRADE
10.0' EXISTING SPOT GRADE

RECEIVED
OCT - 3 1978
DEPT. OF BLDG. INSP.
CITY OF PORTLAND

BROWN CONSTRUCTION
CONTRACTORS
2200 WARREN AVE. PO BOX 6410
PORTLAND, MAINE

POWER PRODUCTS INC
BRANCH FACILITY
432-458 WARREN AVENUE

SITE PLAN
SCALE 1"=20'

COMMISSION NUMBER 10.000

REVISIONS

DRAWING N

SP1

POWER PRODUCTS INC
BRANCH FACILITY

432-458 WARREN AVENUE
PORTLAND, MAINE

BROWN CONSTRUCTION INC
CONTRACTOR

250 WARREN AVE. P.O. BOX 1217
PORTLAND, MAINE 04104

ARCHITECTS FOUR
PROFESSIONAL ASSOCIATION

1000 ELM STREET
MANCHESTER, NEW HAMPSHIRE

REGISTERED ARCHITECT
DAVID M.
WHITE
NO. 822
STATE OF MAINE

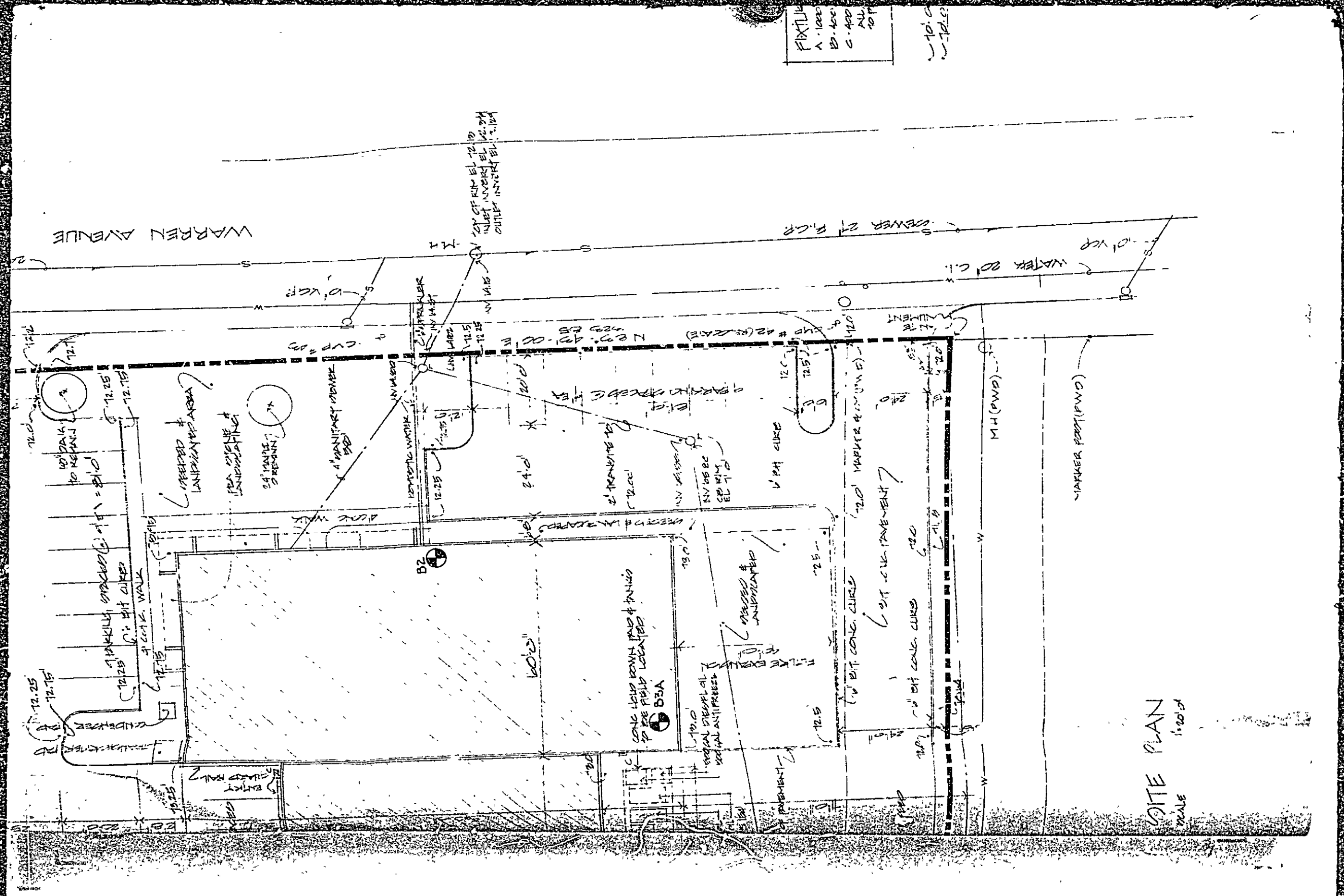
WARREN AVENUE
SITE PLAN
1"=20'-0"
SCALE
WATER 20' C.I.
SEWER 24" R.C.P.
MH (PVMD)
MARKER POST
N 69°-42'-00" E
60'-0"
24'-0"
B2
B3A
EXISTING BUILDING TO BE REMOVED
EXISTING PARKING TO BE REMOVED
PROPOSED LANDSCAPED AREA
EXISTING WALK TO BE REMOVED
EXISTING CURB TO BE REMOVED
EXISTING TRAFFIC CONTROL SIGNS TO BE REMOVED
EXISTING TRAFFIC CONTROL SIGNS TO BE REPLACED
EXISTING TRAFFIC CONTROL SIGNS TO BE RELOCATED
EXISTING TRAFFIC CONTROL SIGNS TO BE REMOVED & REPLACED
EXISTING TRAFFIC CONTROL SIGNS TO BE REMOVED & RELOCATED
EXISTING TRAFFIC CONTROL SIGNS TO BE REMOVED & RELOCATED
EXISTING TRAFFIC CONTROL SIGNS TO BE REMOVED & REPLAC

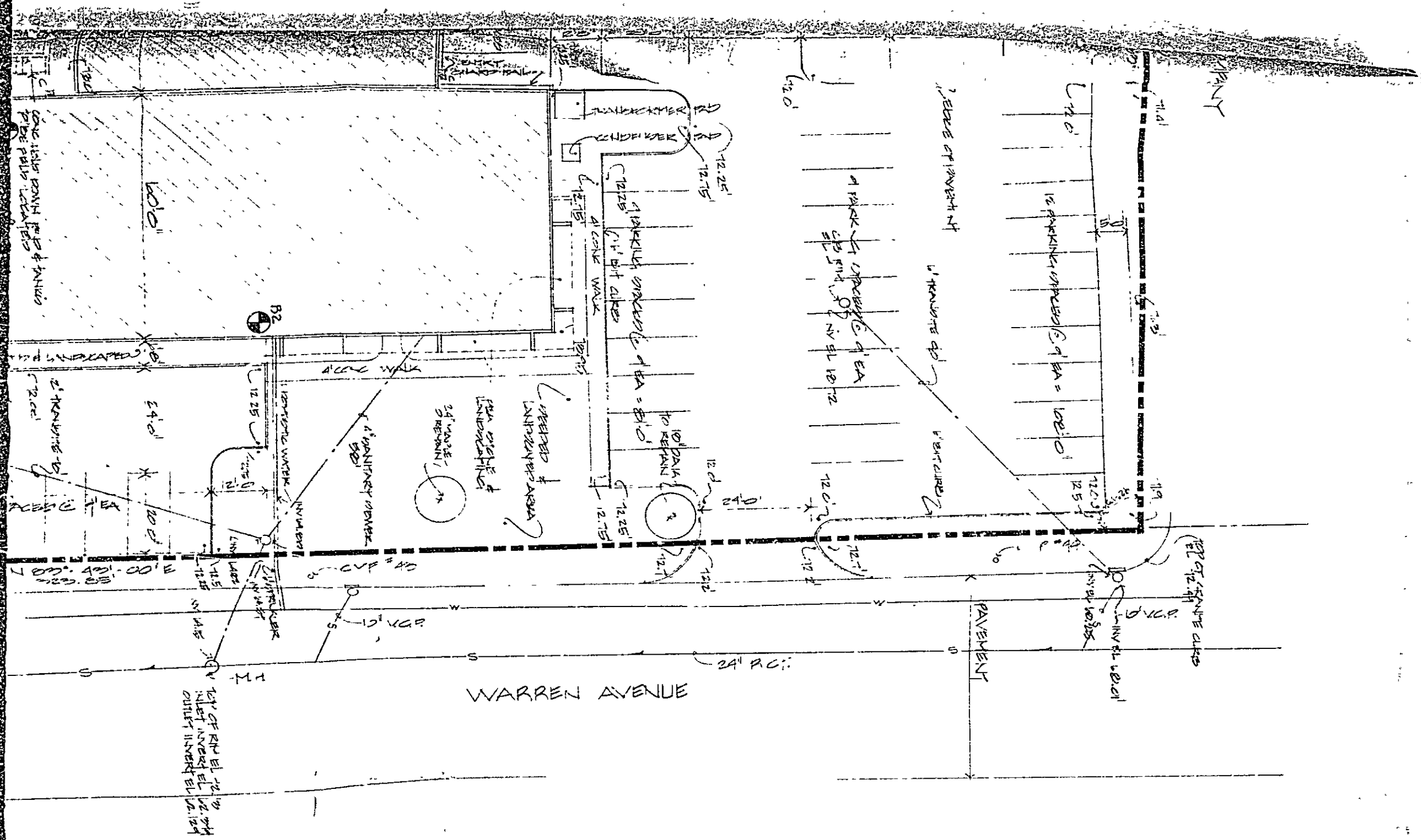
WARREN AVENUE
PAVEMENT
24" RCP
MH
CVP #40
15" VCP
6" VCP
INV EL 10.01
TOP OF CURB ELEV 12.44
12.25
12.75
24'-0"
10" DIA TO REMAIN
24" MAPLE TO REMAIN
LANDSCAPED AREA
4' CONC WALK
LUNDBERGMEYER RD
CONDIKER RD
12.25'
12.75'
12.0'
12.2'
12.4'
12.6'
12.8'
12.9'
12.7'
12.5'
12.0
12.25
12.75
12.25
12.75
12.25
12.75

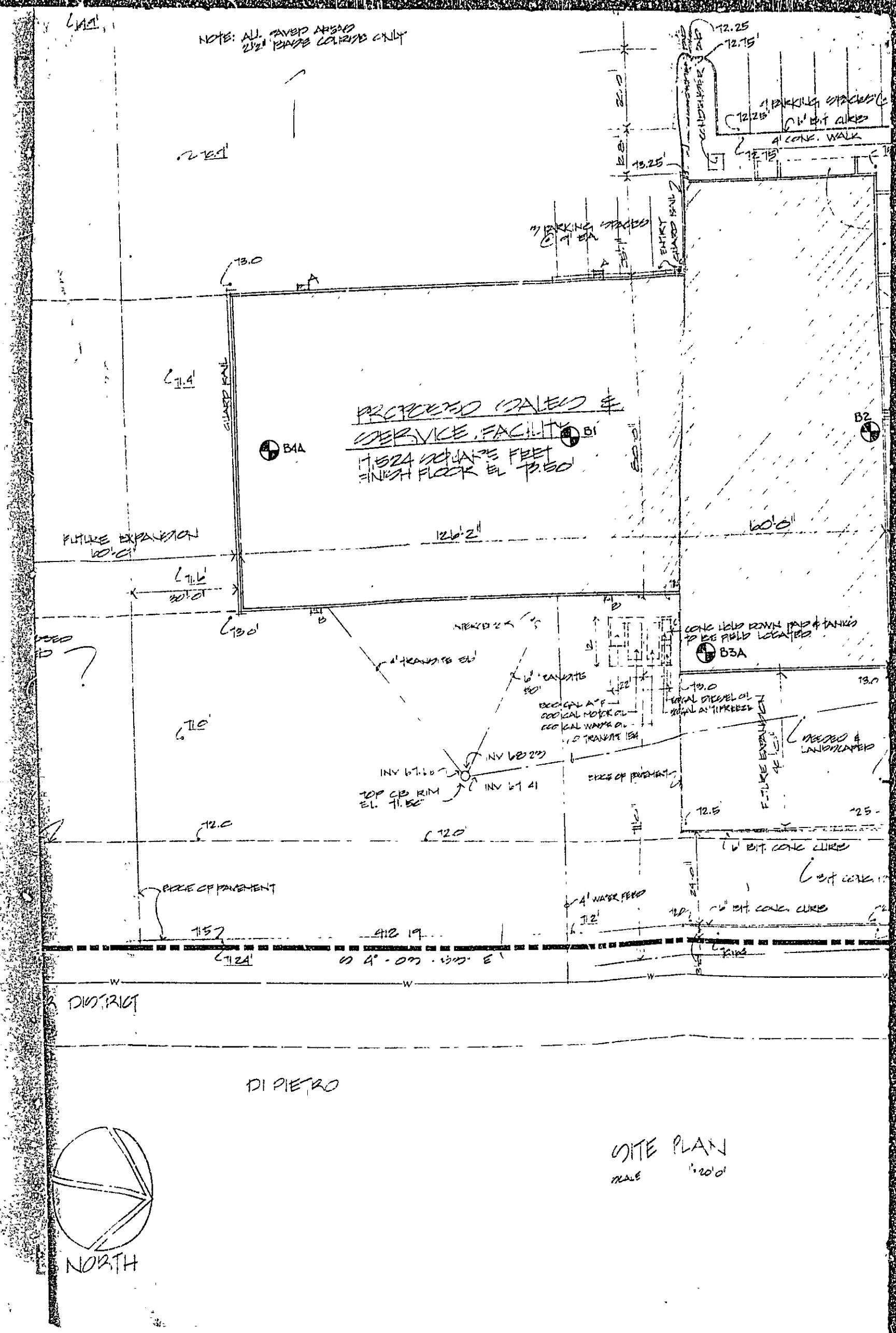

SITE PLAN

SCALE 1"=20'-0"

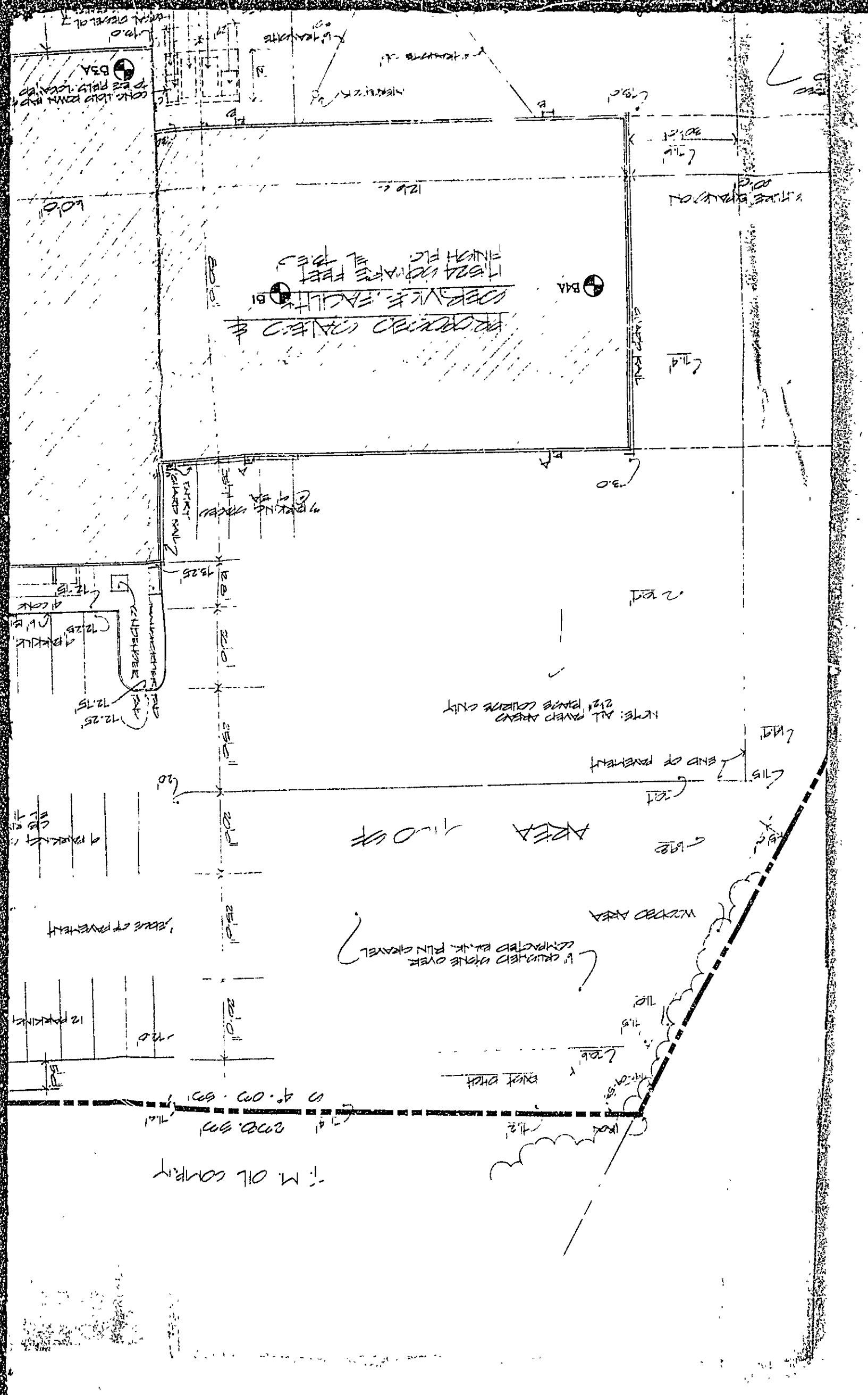
PROPOSED CANLEY & SERVICE FACILITY
B1
B4A
B3A
12'0"
7'0"
7'0"
7'0"
12 PARKING
WOODED AREA
AREA
END OF PAVEMENT
NOTE: ALL PAVED AREAS 2'@' PAVE COLORADO CNTY
EXIST DITCH
M. OIL COMPANY

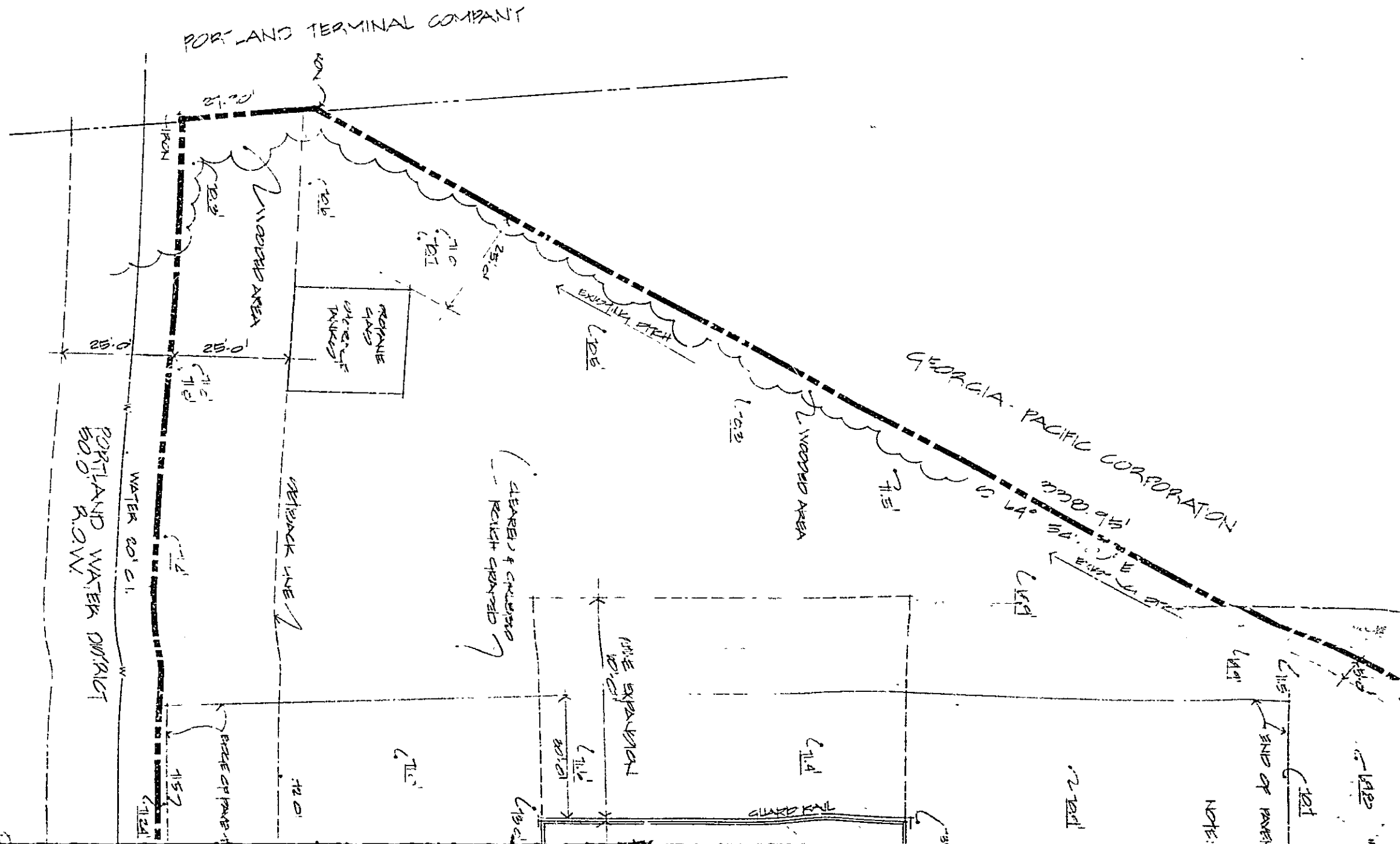
PORTLAND TERMINAL COMPANY
GEORGIA-PACIFIC CORPORATION
S 64° 54' 00" E
398.95'
EXISTING PITCH
WOODED AREA
ROYANE SAND OVERFLOW TANKS
25.0'
25.0'
PORTLAND WATER DISTRICT
80.0' R.O.W.
WATER 20' C.L.
PATHWAY LINE
CLEARED & CRUSHED ROCK CHANGED
BASE OF PAVE
END OF PAVE
NOTE:

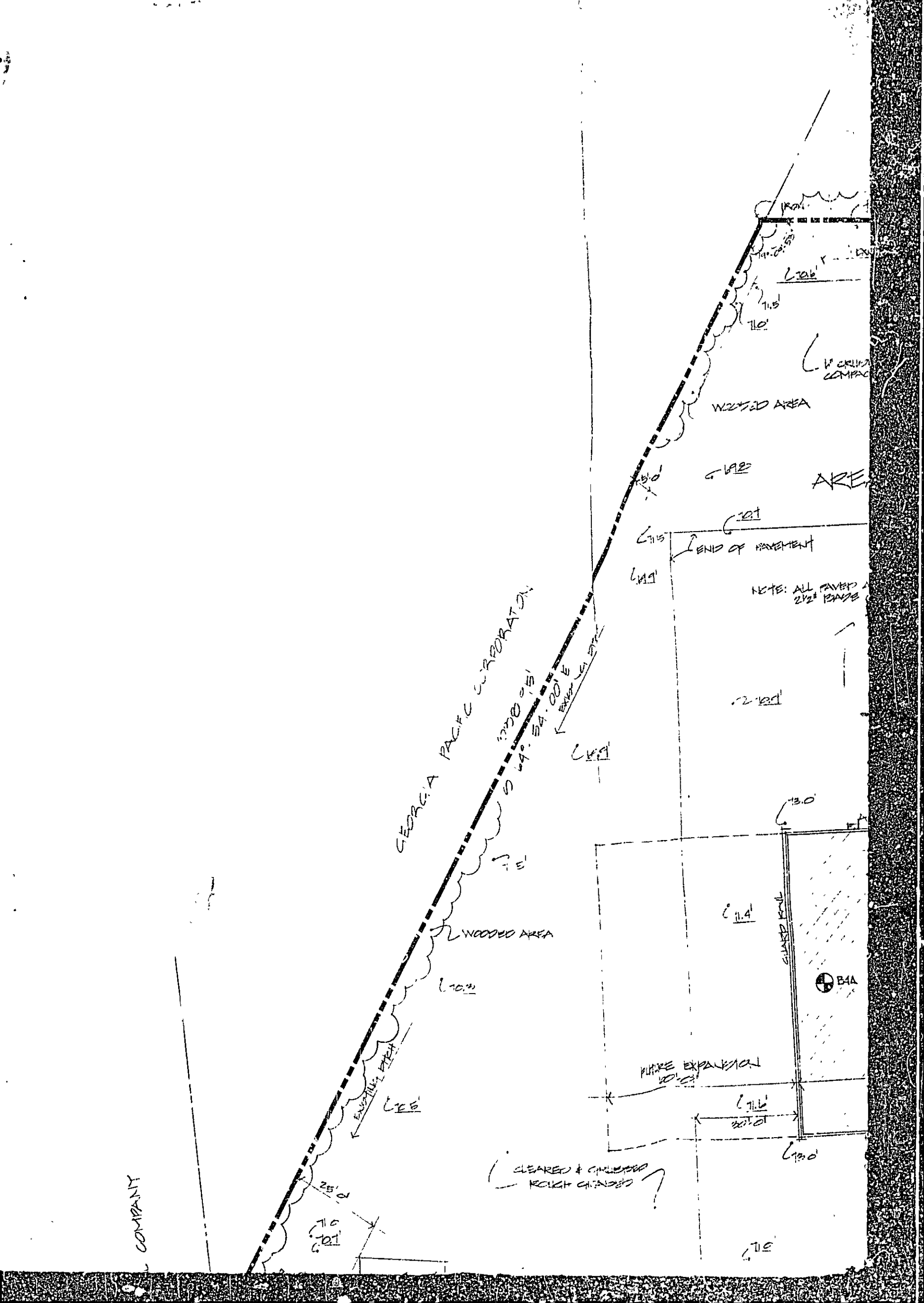
GEORGIA PACIFIC CORPORATION
WOODED AREA
END OF PAVEMENT
NOTE: ALL PAVED
2½" BASE
WOODED AREA
FUTURE EXPANSION
CLEARED & GRUBBED
ROUGH GRADED
GUARD RAIL
B4A
COMPANY

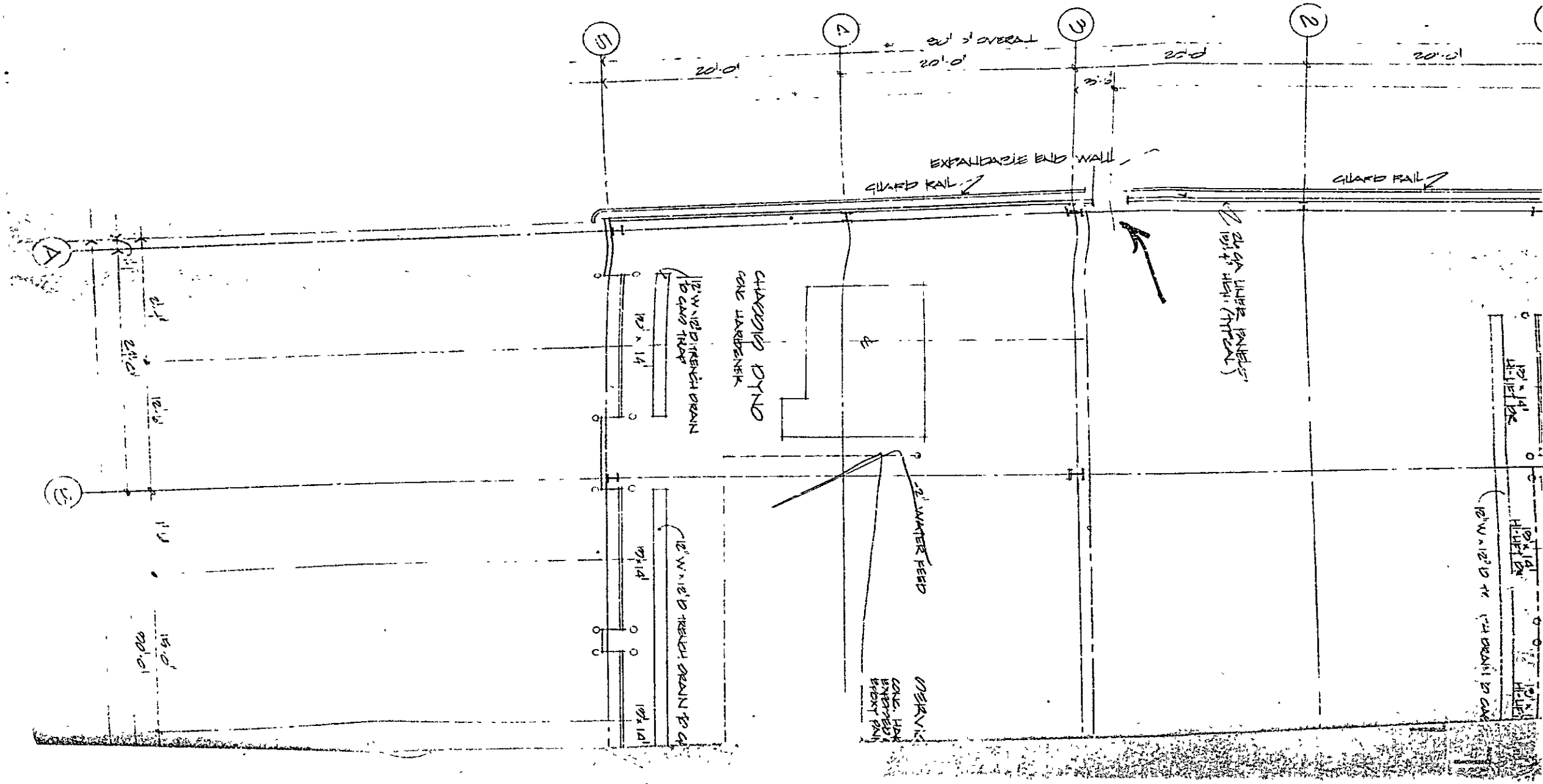
20'-0"
20'-0"
20'-0"
20'-0"
EXPANDABLE END WALL
GUARD RAIL
GUARD RAIL
CHASSIS DYNO
ONE LANE BEING
12" WATER FEED
12" W x 12" D TRENCH DRAIN
12" W x 12" D TRENCH DRAIN TO CAR TRAP
12" x 14" HINGED BOX
12" x 14" HINGED BOX
12" W x 12" D TRENCH DRAIN TO CAR
15'-0"
20'-0"

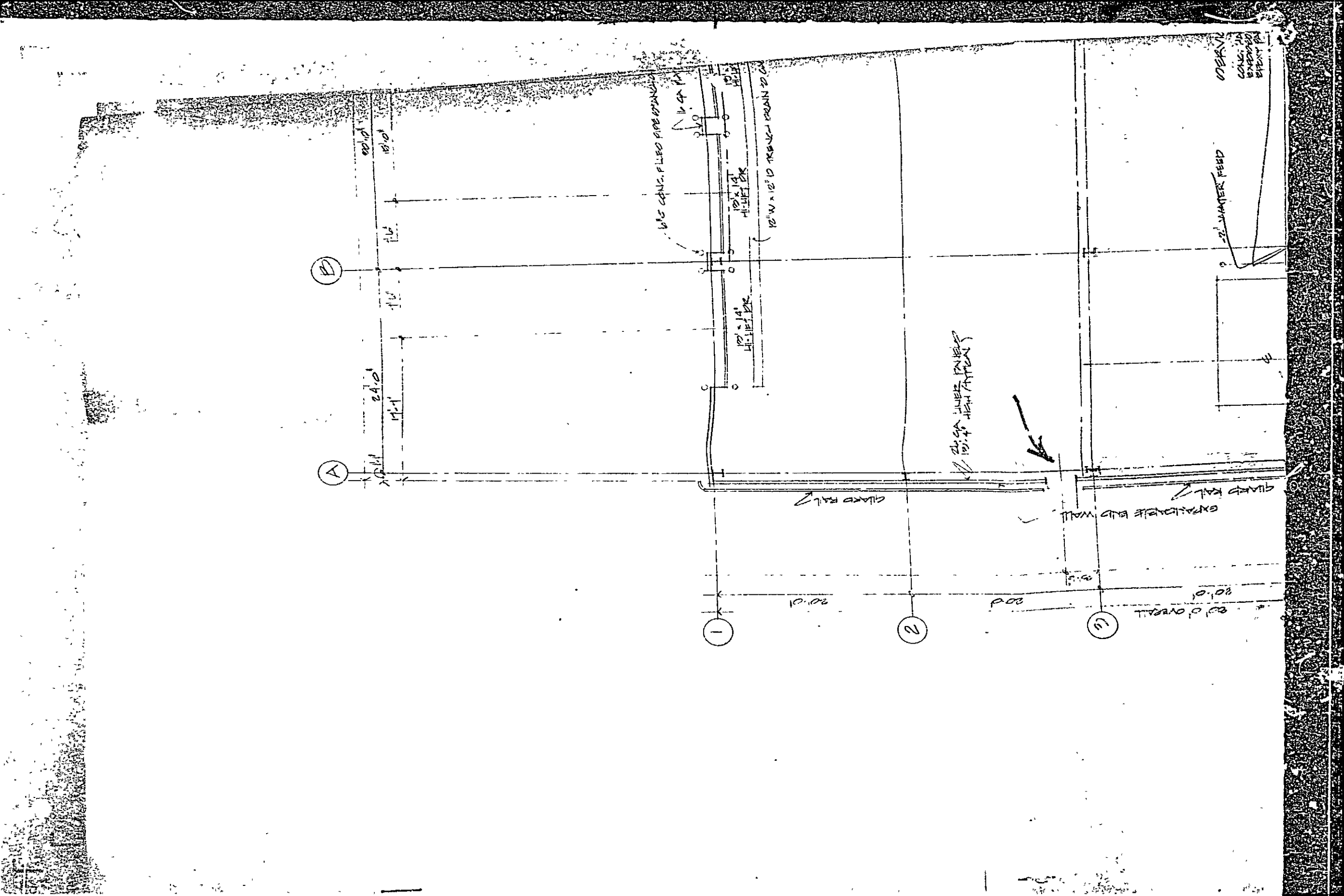
CLEAR RAIL
EXPANSION BLD WALL
CLEAR RAIL
80'-0" OVERALL
20'-0"
20'-0"
20'-0"
1
2
3
A
B
24'-0"
12'-1"
1'-6"
1'-6"
18'-0"
18'-0"
12" x 12" ID TRENCH DRAIN TO CO
12" x 14" HI-LIFT BOX
12" x 14" HI-LIFT BOX
16" CONC. FILLED PIPE BOLLARD
12" WATER FEED

LONG TYPICAL
(TYPICAL)

GUARD RAIL

10'x14' HI-LIFT DR

10'x14' HI-LIFT DR

4'ϕ CONC FILLED PIPE BANCHIONS

SERVICE WRITE-UP
VA TILE
GA. CLG
EPOXY PAINT

LUNCH ROOM
QUARRY TILE
GA CLG
EPOXY PAINT

HALL
VA TILE
GA. CLG
VINYL W.C.

SERVICE MANAGER
VA TILE
GA. CLG
EPOXY PAINT

CONFERENCE ROOM
VA TILE
GA. CLG
VINYL W.C.

ENGINE ASSEMBLY
CONC HARDENER
EXPOSED STEEL
EPOXY PAINT

2 TON BRIDGE CRANE
(FURNISHED & INSTALLED BY OWNER)

COUNTER 36" HIGH

8" CONC. BLOCK WALL 8'-0" HIGH

12'-0"

8" CONC BLOCK WALL 8'-6" HIGH

ENGINE DISASSEMBLY
4'x4' DRAIN

12" W x 12" D TRENCH DRAIN TO GRAD TRAP

1-3 TON BRIDGE CRANE
(FURNISHED & INSTALLED BY OWNER)

2 HR FIREWALL 12" CONC. BLK

SHOP

2' WATER FEED 3' FROM FLOOR

2' WATER LINE ABOVE

2' WATER DRAIN

ENGINE DYNO TEST DRAIN TO CATCH BASIN. 4" PIPE UP

METER

RAP

10'x14'

10'x14'

10'x14' HI-LIFT FLOOR

1/4" GA FLAT PANELS (TYPICAL)

PYROMETER
1" WATER FEED

80'-0" OVERALL

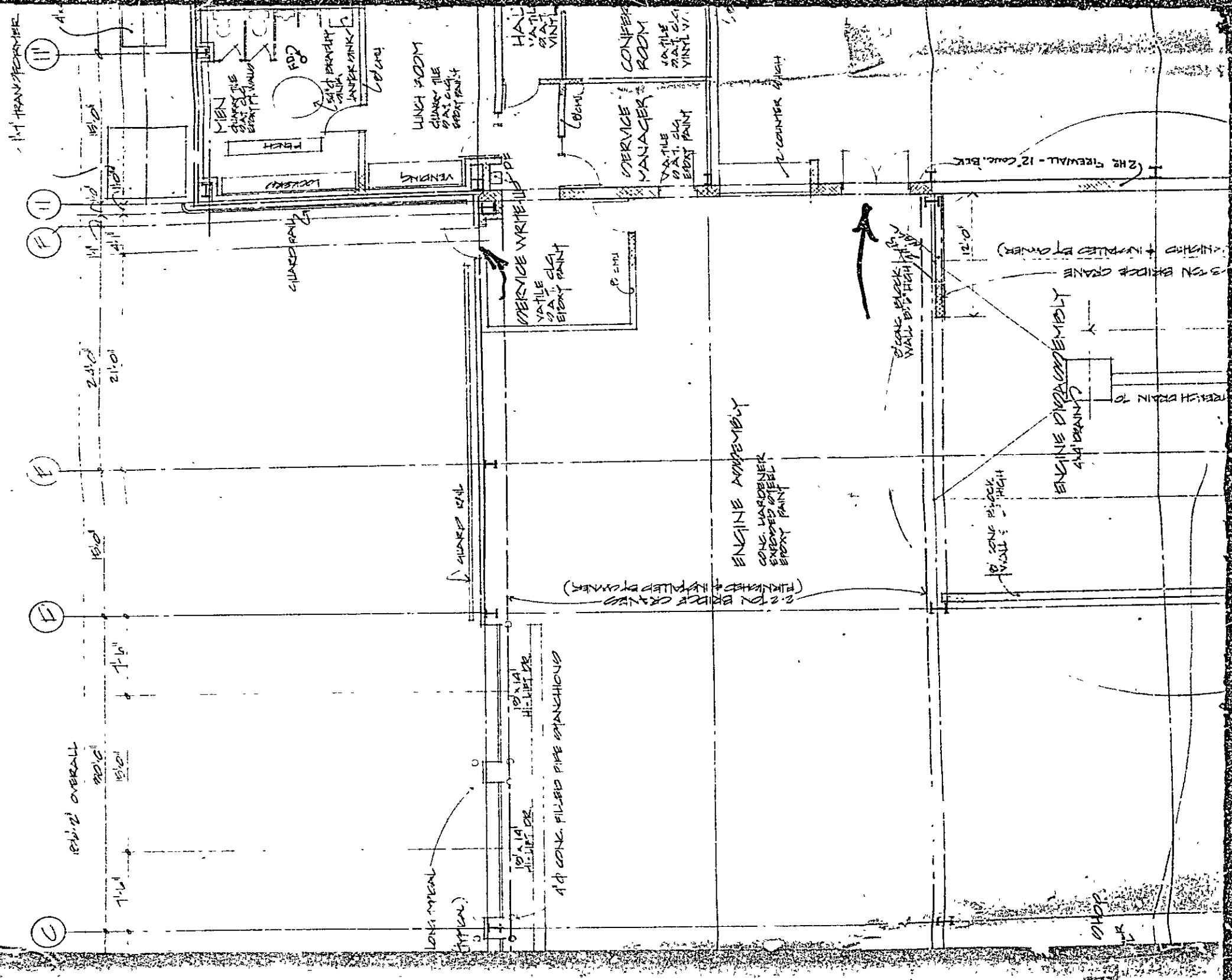
MEN
LUNCH ROOM
HALL
CONFERENCE ROOM
SERVICE MANAGER
SERVICE WRITER
ENGINE
ENGINE DISASSEMBLY
2HR FIREWALL - 12" CONC. BLK.
3 TON BRIDGE CRANE
(PINNINGED + INSTALLED BY OWNER)
2-2 TON BRIDGE CRANES
(PINNINGED + INSTALLED BY OWNER)
4" ϕ CONC. FILLED PIPE BANDHOLDS
FLOOR DRAIN TO
OVERALL

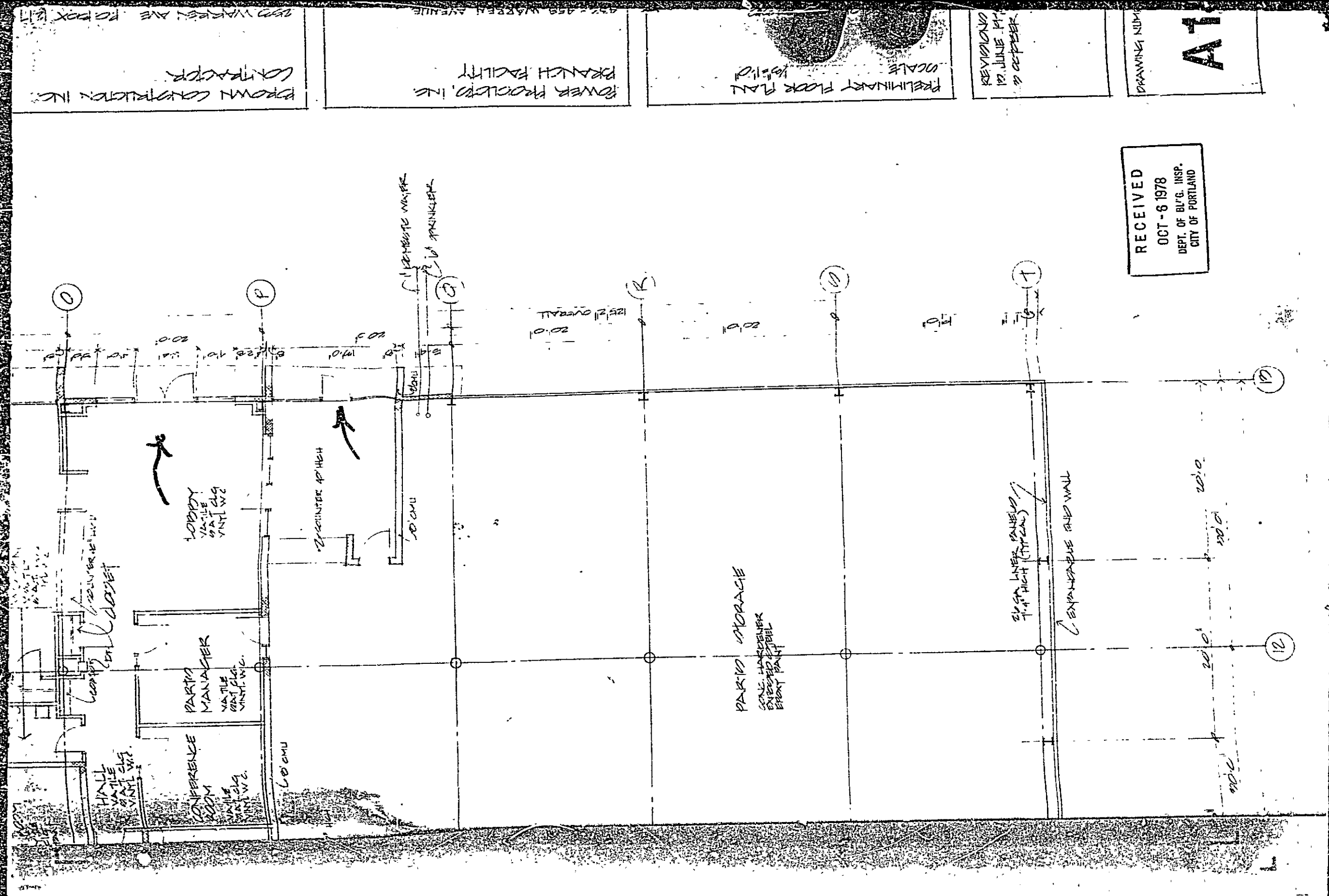
DOWN CONSTRUCTION INC.
CONTRACTOR
1500 WARREN AVE PO BOX 311
POWER PROJECTS, INC.
PRANCH FACILITY
PRELIMINARY FLOOR PLAN
SCALE 1/8"=1'-0"
REVISIONS
DRAWING NUM
A1
RECEIVED
OCT-6 1978
DEPT. OF BLDG. INSP.
CITY OF PORTLAND
LOBBY
VAT CLG
VINYL WC
PARTS MANAGER
VAT CLG.
VINYL WC.
HALL
VAT CLG
VINYL WC.
CONFERENCE ROOM
VAT CLG
VINYL WC.
COUNTER 42" HIGH
PARKING GARAGE
CONC. HARDENER
ENCAPSULATED
EPOXY PAINT
EXPANDABLE PAD WALL
20'-0"
120'-0"
20'-0"
20'-0"
10'-0"

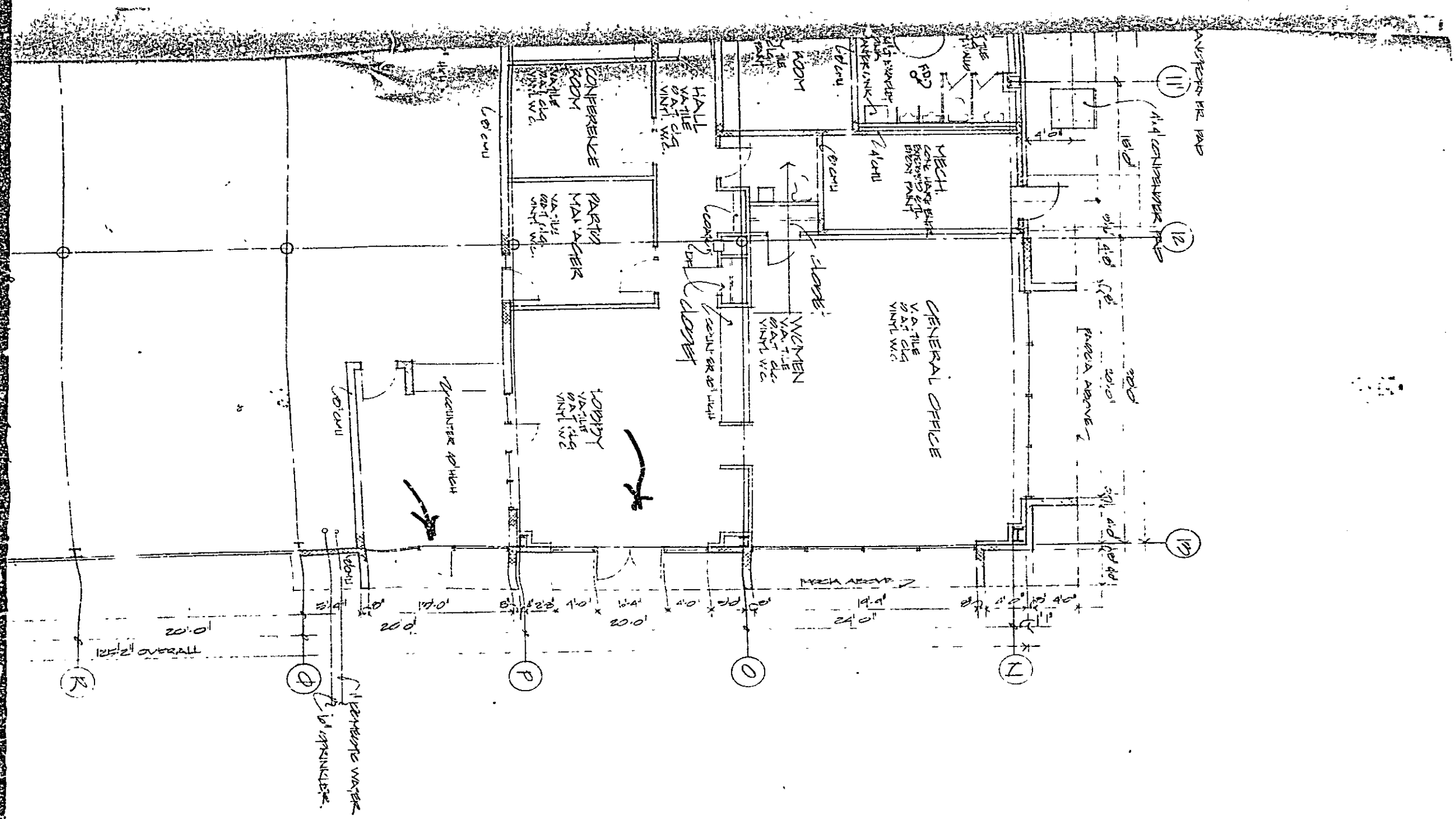

POWER PRODUCTS, INC.
BRANCH FACILITY

BROWN CONSTRUCTION INC
CONTRACTOR

ARCHITECTS FOUR
PROFESSIONAL ASSOCIATION

REGISTERED ARCHITECT
DAVID M.
WHITE
NO. 822

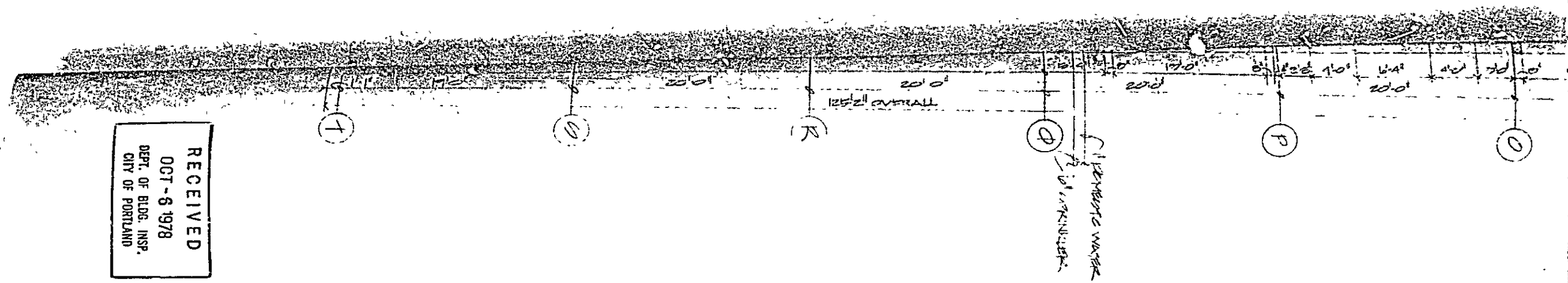
125'-2" OVERALL
20'-0"
20'-0"
20'-0"
20'-0"
20'-0"
1'-0"
1'-4"
1'-0"
1'-0"
1'-0

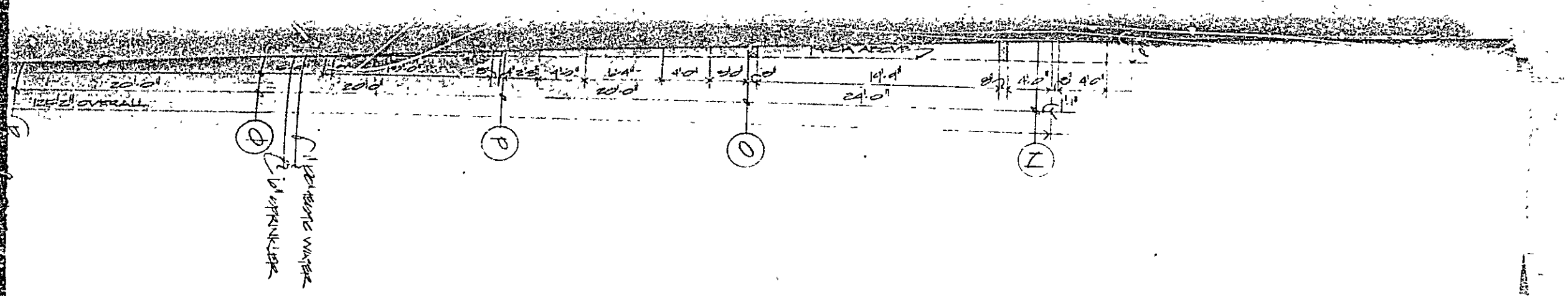

POWER PRODUCTS, INC.
BRANCH FACILITY

432 - 458 WARREN AVENUE
PORTLAND, MAINE

BROWN CONSTRUCTION INC
CONTRACTOR

2553 WARREN AVE P.O. BOX 1217
PORTLAND, MAINE 04104

ARCHITECTS FOUR
PROFESSIONAL ASSOCIATION

1000 ELM STREET
MANCHESTER, NEW HAMPSHIRE

REGISTERED ARCHITECT
DAVID M.
WHITE
NO. 822
STATE OF MAINE

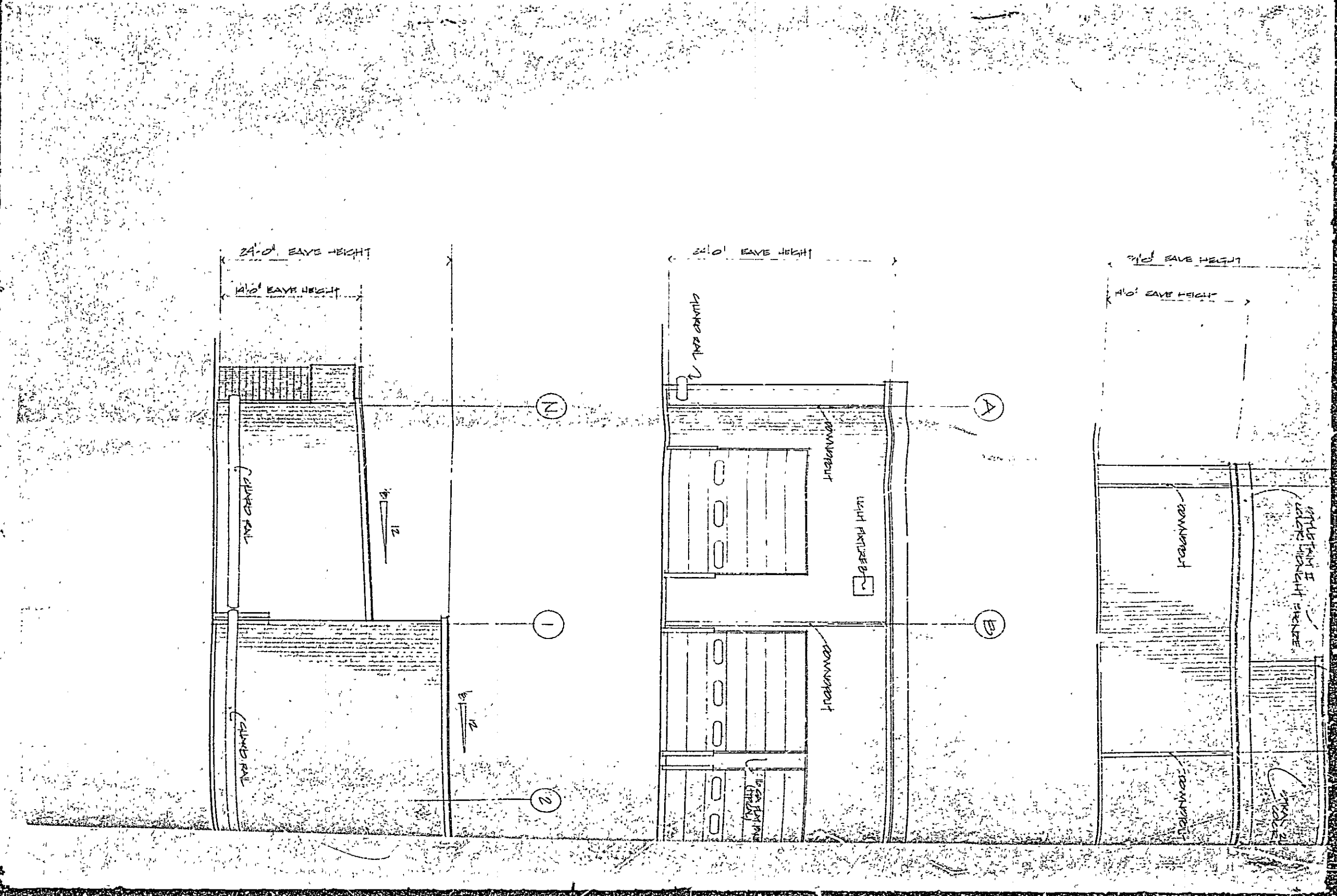
24'-0" EAVE HEIGHT
14'-0" EAVE HEIGHT
24'-0" EAVE HEIGHT
14'-0" EAVE HEIGHT
CURVED RAIL
CURVED RAIL
CURVED RAIL
12
12
1
2
A
B
COMPACT
COMPACT
COMPACT
COMPACT
HIGH PARKING
LOW PARKING
STRAIGHT RAIL
LOWER LENGTH FENCE

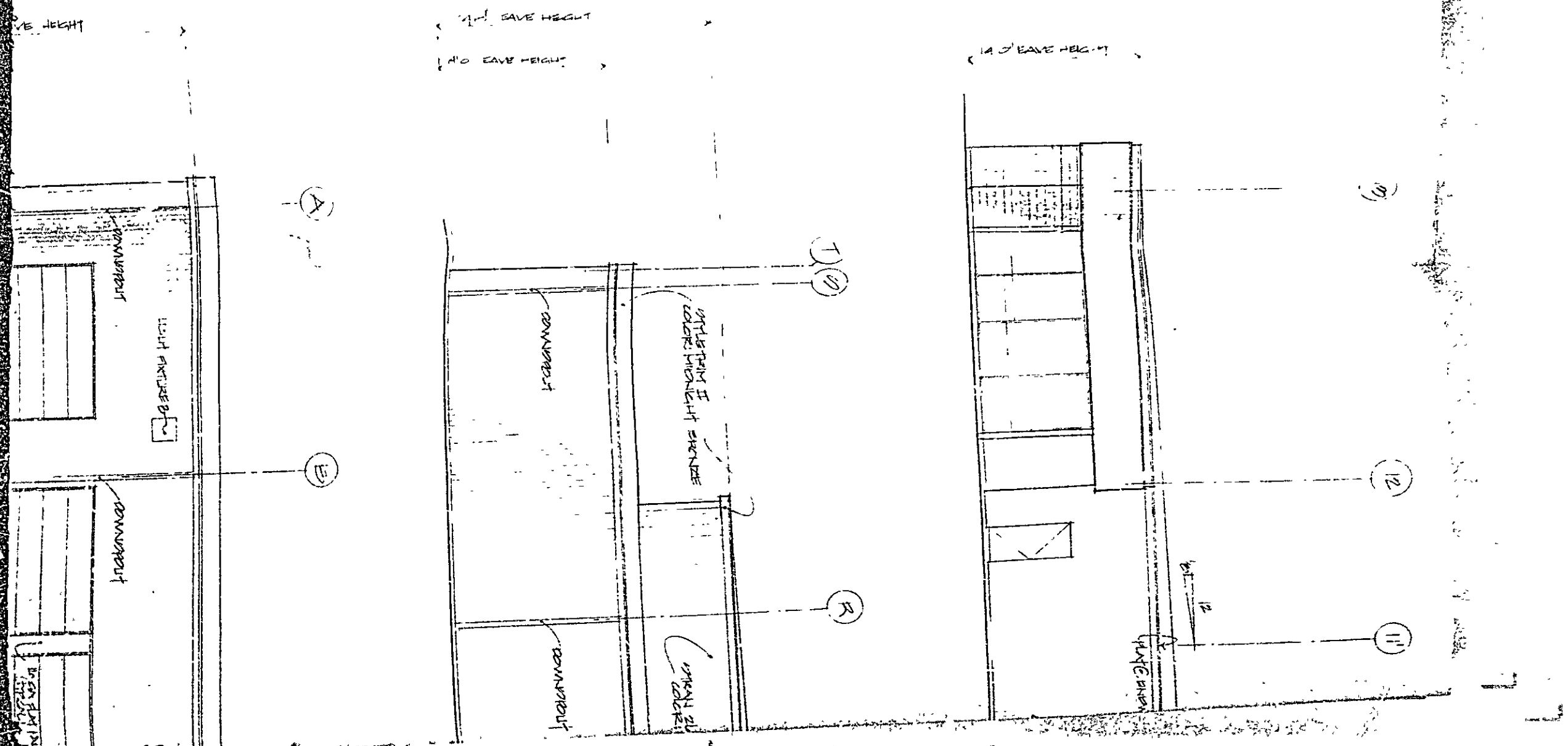
14'-0" EAVE HEIGHT
14'-0" EAVE HEIGHT
14'-0" EAVE HEIGHT
12
11
10
9
8
7
6
5
4
CONCRETE
CONCRETE
CONCRETE
CONCRETE
LIGHT FIXTURE TYP.

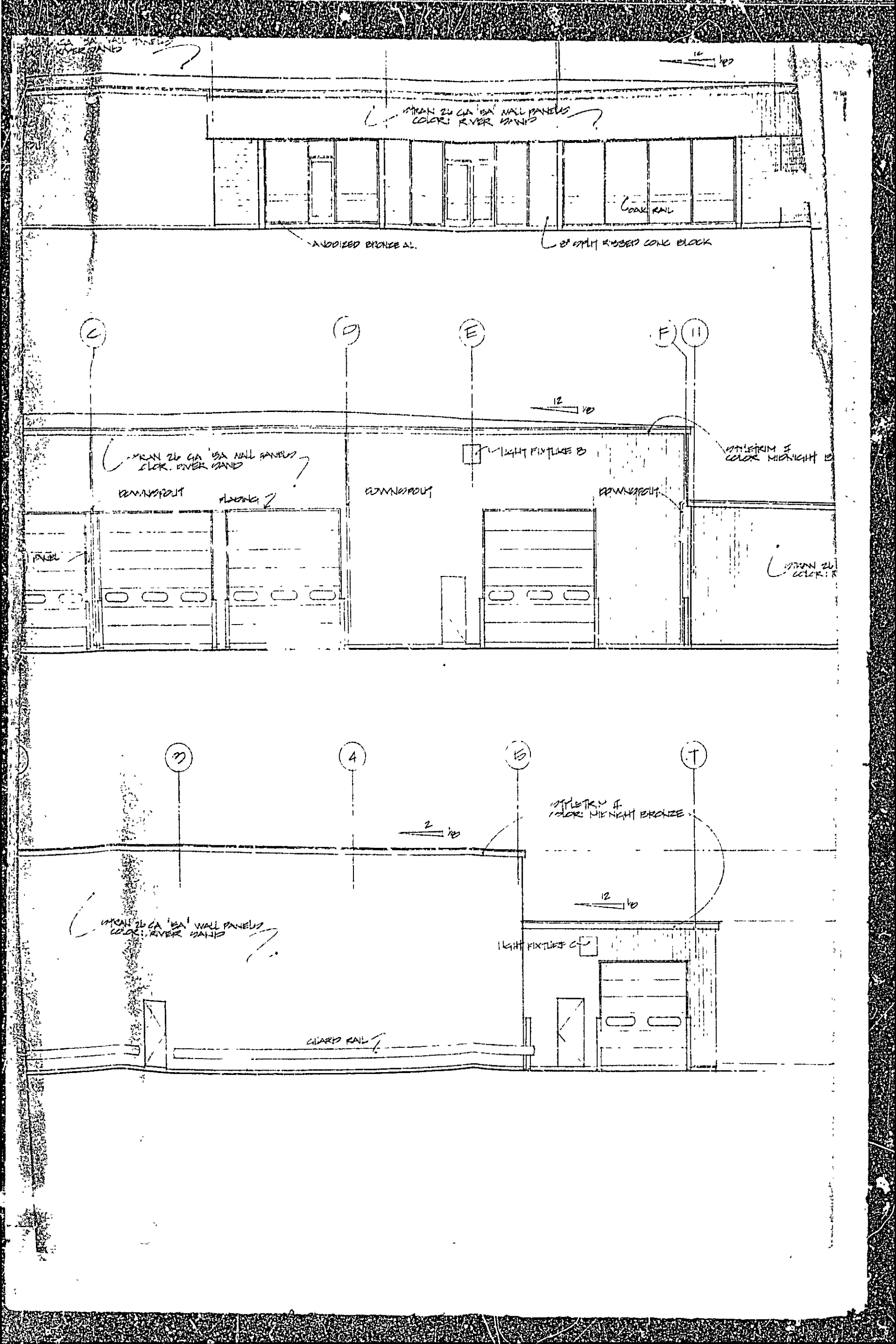
MTAN 26 GA 'EA' WALL PANELS
COLOR: RIVER SAND
ANODIZED BRONZE AL.
GUARD RAIL
C
D
E
F
11
12
12
MTAN 26 GA 'EA' WALL PANELS
CLR. RIVER SAND
LIGHT FIXTURE B
DOWNSPOUT
FLASHING
DOWNSPOUT
DOWNSPOUT
PANEL
3
4
15
T
2
12
MTAN 26 GA 'EA' WALL PANELS
COLOR: RIVER SAND
LIGHT FIXTURE C
GUARD RAIL