

34-52-AUSTIN STREET

SEWELL
19203-11

NOTES


9-13-66 Forms OK
go to size & location HD
9/28/66 - Framed to plate
using all 1/4" lead
questioned use of patch-
insured lobby columns
said they should be
replaced. E.S.S.
10/25/66 - Framed up -
boarded in - roofed
over - no wiring or plumb.
done

11/29/66 Apparently not
quite ready for closing
ins. E.S.S.
12/30/66 closed in
without imp.

Mr. Hobdick said
local change lobby
columns. E.S.S.
1/23/67 - NO one around.
E.S.S.

3/13/67 - Columns
changed. Todd contract
to inspect for structural
inspections. E.S.S.

4/26/67 - No certificate
to be issued because no
closing - no inspection
was made. E.S.S.
6/8/67 - See letter
E.H.



Permit No. 66-108
 Location 34-52 Lincoln Street
 Owner William W. Wainwright
 Date of permit 8/30/66
 Notif. closing-in _____
 Inspn. closing-in _____
 Final Notif. _____
 Final Inspn. _____
 Cert. of Occupancy issued _____
 Staking Out Notice _____
 Form Check Notice _____

Handwritten notes and signatures in the top right corner, including "MR. HOB" and "E.S.S." with various initials and dates.



R3 RESIDENCE ZONE

APPLICATION FOR PERMIT

PERMIT ISSUED
00808
AUG 30 1966

Class of Building or Type of Structure Third Class

Portland, Maine, August 19, 1966

CITY of PORTLAND

To the INSPECTOR OF BUILDINGS, PORTLAND, MAINE

The undersigned hereby applies for a permit to erect alter repair demolish install the following building structure equipment in accordance with the Laws of the State of Maine, the Building Code and Zoning Ordinance of the City of Portland, plans and specifications, if any, submitted herewith and the following specifications:

Location 34-52 Austin Street Within Fire Limits? _____ Dist. No. _____
 Owner's name and address Abraham Elowitch, 85 Deerfield Road Telephone _____
 Lessee's name and address _____ Telephone _____
 Contractor's name and address Warren Haddock, RFD 2, South Windham Telephone _____
 Architect _____ Specifications _____ Plans yes No. of sheets _____
 Proposed use of building Dwelling and 1-car garage No. families 1
 Last use _____ No. families _____
 Material _____ No. stories _____ Heat _____ Style of roof _____ Roofing _____
 Other buildings on same lot _____
 Estimated cost \$ 36,500. Fee \$ 74.00

General Description of New Work

To construct 1-story frame dwelling and 2-car garage 88'x 31'

The inside of the garage will be covered where required by law with 5/8" \times 1" thickness sheetrock - solid wood core door 1 3/4" thick - self-closing

It is understood that this permit does not include installation of heating apparatus which is to be taken out separately by and in the name of the heating contractor. **PERMIT TO BE ISSUED TO contractor**

Details of New Work

Is any plumbing involved in this work? yes Is any electrical work involved in this work? yes
 Is connection to be made to public sewer? yes If not, what is proposed for sewage? _____
 Has septic tank notice been sent? _____ Form notice sent? 9 Co
 Height average grade to top of plate 9' Height average grade to highest point of roof 16'
 Size, front 88' depth 31' No. stories 1 solid or filled land? solid earth or rock? earth
 Material of foundation concrete at least 4" below grade 12" Thickness, top 12" bottom 6" cellar yes
 Kind of roof pitch Rise per foot 7" Roof covering asphalt roofing Class C Und. Lab
 No. of chimneys 1 Material of chimneys brick fireplace _____ Kind of heat elec. fuel _____
 Framing Lumber - Kind hemlock Dressed or full size? dressed Corner posts 4x6 Sills 4x6
 Size Girder 4x10 Columns under girders 1x12 Size 3 1/2" Max. on centers 8'6"
 Studs (outside walls and carrying partitions) 2x4-16" O. C. Bridging in every floor and flat roof span over 8 feet.
 Joists and rafters: 1st floor 2x10, 2nd 2x6, 3rd _____, roof trussed
 On centers: 1st floor 16", 2nd 16", 3rd _____, roof Andrew's
 Maximum span: 1st floor 12'4", 2nd _____, 3rd _____, roof _____
 If one story building with masonry walls, thickness of walls? _____ height? _____

If a Garage

No. cars now accommodated on same lot 0, to be accommodated 2 number commercial cars to be accommodated no
 Will automobile repairing be done other than minor repairs to cars habitually stored in the proposed building? no

APPROVED:

Abraham Elowitch

Miscellaneous

Will work require disturbing of any tree on a public street? yes
 Will there be in charge of the above work a person competent to see that the State and City requirements pertaining thereto are observed? yes

Abraham Elowitch

CS 301

INSPECTION COPY

Signature of owner By: Warren Haddock

A.P.-34-52 Austin Street

August 26, 1966

Warren Haddock
RFD 2
South Windham

cc to: Abraham Ilowitch
85 Deerfield Road
cc to: Lindsay Lord, 11 Amerscogin Road, Falmouth F.

Dear Mr. Haddock:

Permit to construct a 1-story frame dwelling, with a 2-car garage, 88'x31' at the above named location is not issuable until the following information is furnished this office.

1. All openings in the north and south walls over 30" wide will require structural headers. The material and size of these headers will need to be indicated on the plans.
2. The 27', 29' and 31' trussed rafters with 7/12 pitch spaced 24" on centers as manufactured by L. G. Andrews, Inc. have not been approved by this office. Further details will need to be provided to show how and what materials are to be used to fabricate each of these units. These long span trusses will need to be approved individually and be accompanied by a statement of design signed by a qualified designer who is to check the design on the basis of how and of what materials these are made.

With this information at hand we may further check this application.

Very truly yours,

Wesley L. Seekins
Deputy Building Inspection Director

ALS:m

enc:

A.S. - 34-52 Austin St.

August 30, 1966

Warren Haddock
RFD 2
South Windham, Maine

cc to: Abraham Lowitch, 85 Deerfield Road
cc to: Lindsay Lord, 11 Amerscoggin Road
Falmouth Foreside

Dear Mr. Haddock:

Permit to construct a 1-story frame dwelling 88'x31', with 2-car garage, at the above named location is being issued subject to plans submitted with application, revised roof framing plan received August 29, 1966, and further Building Code compliance as follows:

*12/30/66
Mrs. Haddock*

- 4x12* 1. The header over Pella Unit #426w with a 9'-6" span will need to be a 4x12 hemlock.
- 4x12* 2. The header over Pella Units #423 with an 8' span will need to be 4x10 hemlock.
- 4x12* 3. A 4x10 hemlock will be needed at the 9' wide garage door openings.
- 4x10* 4. The beam indicated, but not sized, between the kitchen and dining room will need to be 4x8 hemlock.
- 4x8* 5. A 4x6 hemlock beam will be required between the entry and the living room.

Very truly yours,

Arcelia L. Seckins
Deputy Building Inspection Director

ALS:m

CITY OF PORTLAND, MAINE
Application for Permit to Install Wires

Permit No. 55344

Issued Oct. 31, 1966
 Portland, Maine

To the City Electrician, Portland, Maine:

The undersigned hereby applies for a permit to install wires for the purpose of conducting electric current, in accordance with the laws of Maine, the Electrical Ordinance of the City of Portland, and the following specifications:

(This form must be completely filled out. Minimum Fee, \$1.00)

Owner's Name and Address Abraham Elowitz Tel.

Contractor's Name and Address W. Ashby Tel.

Location 34-52 3065 Avon St. Use of Building

Number of Families .. 1 Apartments .. Stores .. Number of Stories ..

Description of Wiring: New Work Additions .. Alterations ..

Pipe .. Cable Metal Molding .. BX Cable .. Plug Molding (No. of feet) ..

No. Light Outlets 37 Plugs 46 Light Circuits .. Plug Circuits ..

FIXTURES: No. .. Light Switches 27 Fluor. or Strip Lighting (No. feet) ..

SERVICE: Pipe .. Cable Underground .. No. of Wires 3 Size 4/0

METERS: Relocated .. Added 1 Total No. Meters 1

MOTORS: Number .. Phase .. H. P. .. Amps .. Volts .. Starter ..

HEATING UNITS: Domestic (Oil) .. No. Motors .. Phase .. H.P. ..

Commercial (Oil) .. No. Motors .. Phase .. H.P. ..

Electric Heat (No. of Rooms) ..

APPLIANCES: No. Ranges 1 Watts 8214 Brand Feeds (Size and No.) ..

13 Elec. Heaters .. Watts ..

3 Miscellaneous .. Watts .. Extra Cabinets or Panels ..

Transformers .. Air Conditioners (No. Units) .. Signs (No. Units) ..

Will commence Oct. 31 19 66 Ready to cover in 2nd call 19 .. Inspection .. 19 ..

Amount of Fee \$ 7.65

Signed W. Ashby

DO NOT WRITE BELOW THIS LINE

SERVICE METER .. GROUND

VISITS: 1 .. 2 .. 3 .. 4 .. 5 .. 6 ..

7 .. 8 .. 9 .. 10 .. 11 .. 12 ..

REMARKS:

INSPECTED BY J.W. Herbert
 (OVER)

Date Issued 9/7/66
 Portland Plumbing Inspector
 By ERNOLD R. GOODWIN
 App. First Insp. 11/18/66
 Date
 By
 App. Final Insp.
 Date
 By
 Type of Bldg.
 Commercial
 Residential
 Single
 Multi Family
 New Construction
 Remodeling

PERMIT TO INSTALL PLUMBING FEB 15 1967
 FEB 9 - 1967 FEB 15 1967
 PERMIT NUMBER 6565
 Address 38-54 Austin Street
 Installation For: Dwelling
 Owner of Bldg.: Abraham S. Owick JAN 19 1967
 Owner's Address: 85 Westfield Road, Portland
 Plumber: Dana Buskov MAR 2 - 1966 Date: 9/7/66
 MAR 15 1967 NO.

NEW	REPL.				FEE
2		SINKS		2	4.00
3		LAVATORIES	APR 5 1967	3	6.00
3		TOILETS		3	1.80
2		BATH TUBS		2	1.20
		SHOWERS			
1		DRAINS FLOOR SURFACE		1	.60
1		HOT WATER TANKS		1	.60
		TANKLESS WATER HEATERS			
		GARBAGE DISPOSALS			
		SEPTIC TANKS			
1	SP 7-6	HOUSE SEWERS		1	2.00
		ROOF LEADERS			
		AUTOMATIC WASHERS			
1		DISHWASHERS		1	.60
		OTHER			
1		CLOTHES WASHER		1	.60
				TOTAL 15	17.40

Building and Inspection Services Dept., Plumbing Inspection

June 7, 1967

Warren Haddock
RFD 2
South Windham, Maine

Dear Mr. Haddock:

Because no "closing-in" inspection was made prior to application of wall covering we are unable to issue a Certificate of Occupancy.

Nevertheless at the time of a recent inspection of the premises it was noted that the fire door between garage and dwelling was not "self-closing".

It is imperative that this condition be corrected without delay and this office notified for another inspection.

Very truly yours,

Earle S. Smith
Field Inspector

ESS:m

E.S.
me
A.A.S.

June 7, 1967

Warren Haddock
RFD 2
South Windham, Maine

Dear Mr. Haddock:

Because of "closing-in" inspection was made prior to application of wall covering we are unable to issue a Certificate of Occupancy. *if the - [unclear] [unclear]*

Nevertheless at the time of a recent inspection of the premises it was noted that the fire door between garage and dwelling was not "self-closing"

It is imperative that this condition be corrected without delay and this office notified for another inspection.

Very truly yours,

Earle S. Smith
Field Inspector

ESS:m

34-52 Austin Street

June 9, 1967

Warren Haddock
RFD 2
South Windham, Maine

Dear Mr. Haddock:

Because no "closing-in" inspection was made prior to application of wall covering we are unable to issue a Certificate of Occupancy at the above location.

Nevertheless, at the time of a recent inspection of the premises it was noted that the fire door between garage and dwelling was not "self-closing."

It is imperative that this condition be corrected without delay and this office notified for another inspection.


Very truly yours,

Earle S. Smith
Field Inspector

ESS:m

6/12/67 - Mr. Haddock called and said "door was made self-closing" but that owner disconnected it.

E. Smith



PLUMBING APPLICATION

Department of Human Services
Division of Health Engineering
(207) 289-3826

PROPERTY ADDRESS

Town Or Planitation: PORTLAND ME.

Street: 48 AUSTIN ST.

PROPERTY OWNERS NAME

Last: Custom Home First: MAINE

Applicant Name: LARRY E TURGEON

Mailing Address of Owner/Applicant (if Different): 380 MAINE ST. S. PORTLAND ME. 04106

PORTLAND PERMIT # 1,292 TOWN COPY

Date Permit Issued: 10/10/85 \$ FEE if Double Fee Charged

[Signature] Local Plumbing Inspector Signature L.P.I. #

Owner/Applicant Statement

I certify that the information submitted is correct to the best of my knowledge and understand that any falsification is reason for the Local Plumbing Inspector to deny a Permit.

[Signature] Signature of Owner/Applicant Date: 10/10/85

Caution: Inspection Required

I have inspected the installation authorized above and found it to be in compliance with the Maine Plumbing Rules.

[Signature] Local Plumbing Inspector Signature Date Approved: DEC 3 1985

PERMIT INFORMATION

This Application is for:

1. NEW PLUMBING

2. RELOCATED PLUMBING

OCT 3 1985

Type Of Structure To Be Served:

1. SINGLE FAMILY DWELLING

2. MODULAR OR MOBILE HOME

3. MULTIPLE FAMILY DWELLING

4. OTHER - SPECIFY: _____

Plumbing To Be Installed By:

1. MASTER PLUMBER

2. OIL BURNERMAN

3. MFG'D. HOUSING DEALER/MECHANIC

4. PUBLIC UTILITY EMPLOYEE

5. PROPERTY OWNER

LICENSE # 10,2,3,4,7

Number	Hook-Ups And Piping Relocation	Number	Column 2 Type of Fixture	Number	Column 1 Type Of Fixture
	HOOK-UP: to public sewer in those cases where the connection is not regulated and inspected by the local Sanitary District.	2	Hosebib / Sillcock	1	Bathtub (and Shower)
			Floor Drain		Shower (Separate)
			Urinal	1	Sink
	HOOK-UP: to an existing subsurface wastewater disposal system.		Drinking Fountain	2	Wash Basin
			Indirect Waste	2	Water Closet (Toilet)
			Water Treatment Softener, Filter, etc.	1	Clothes Washer
			Grease/Oil Separator	1	Dish Washer
	PIPING RELOCATION: of sanitary lines, drains, and piping without new fixtures.		Dental Cuspidor		Garbage Disposal
			Bidet		Laundry Tub
			Other: _____	1	Water Heater
	Hook-Ups (Subtotal)			9	Fixtures (Subtotal) Column 1
\$	Hook-Up Fee		Fixtures (Subtotal) Column 2	2	Fixtures (Subtotal) Column 2
				11	Total Fixtures
				\$ 32.	Fixture Fee
				\$ -	Hook-Up Fee
				\$ 32.	Permit Fee (Total)

SEE PERMIT FEE SCHEDULE FOR CALCULATING FEE

TOWN COPY

APPLICATION FOR PERMIT

B.O.C.A. USE GROUP
B.O.C.A. TYPE OF CONSTRUCTION 0.369
ZONING LOCATION PORTLAND, MAINE ..4/23/85

PERMIT ISSUED
APR 24 1985
CITY OF PORTLAND

To the CHIEF OF BUILDING & INSPECTION SERVICES, PORTLAND, MAINE

The undersigned hereby applies for a permit to erect, alter, repair, demolish, move or install the following building, structure, equipment or change use in accordance with the Laws of the State of Maine, the Portland B.O.C.A. Building Code and Zoning Ordinance of the City of Portland with plans and specifications, if any, submitted herewith and the following specifications.

LOCATION 55 Austin Street Fire District #1 , #2
1. Owner's name and address ... John Mills, same Telephone .. 774-4283 ..
2. Lessee's name and address Telephone
3. Contractor's name and address ... owner Telephone

Proposed use of building No. of sheets
Last use No. families
Material No. stories Heat Style of roof Roofing

Other buildings on same lot
Estimated contractual cost \$ 2,000.....

FIELD INSPECTOR—Mr.
@ 775-5451
to construct a 12 x 10 deck
and to remove and replace
windows with sliding door as
shown

Appeal Fees \$
Base Fee
Late Fee
TOTAL \$ 20.00

Stamp of Special Conditions

NOTE TO APPLICANT: Separate permits are required by the installers and subcontractors of heating, plumbing, electrical and mechanicals.

DETAILS OF NEW WORK

Is any plumbing involved in this work? Is any electrical work involved in this work?
Is connection to be made to public sewer? If not, what is proposed for sewage?
Has septic tank notice been sent? Form notice sent?
Height average grade to top of plate Height average grade to highest point of roof
Size, front depth No. stories solid or filled land? earth or rock?
Material of foundation Thickness, top bottom cellar
Kind of roof Rise per foot Roof covering
No. of chimneys Material of chimneys of lining Kind of heat fuel
Framing Lumber—Kind Dressed or full size? Corner posts Sills
Size Girder Columns under girders Size Max. on center
Studs (outside walls and carrying partitions) 2x4-16" O. C. Bridging in every floor and flat roof span over 8 feet.
Joists and rafters: 1st floor 2nd 3rd roof
On centers: 1st floor 2nd 3rd roof
Maximum span: 1st floor 2nd 3rd roof
If one story building with masonry walls, thickness of walls? height?

IF A GARAGE

No. cars now accommodated on same lot to be accommodated number commercial cars to be accommodated
Will automobile repairing be done other than minor repairs to cars habitually stored in the proposed building?

APPROVALS BY: DATE MISCELLANEOUS
BUILDING INSPECTION—PLAN EXAMINER Will work require disturbing of any tree on a public street?
ZONING: C.H. McCall, 4/23/85
BUILDING CODE: Will there be in charge of the above work a person competent
Fire Dept.: to see that the State and City requirements pertaining thereto
Health Dept.: are observed?
Others:

Signature of Applicant [Signature] Phone # 774-4283
Type Name of above ... John Mills 1 2 3 4
Other
and Address

FIELD INSPECTOR'S COPY APPLICANT'S COPY OFFICE FILE COPY

[Signature] MA, WILLIAMS

NOTES

9-16 WORK COMPLETE

Permit No. 85/369

Location 55 Quaker cld.

Owner John Miller

Date of permit 9-23-85

Approved 9-24-85

Dwelling Area 4000

Garage

Alteration

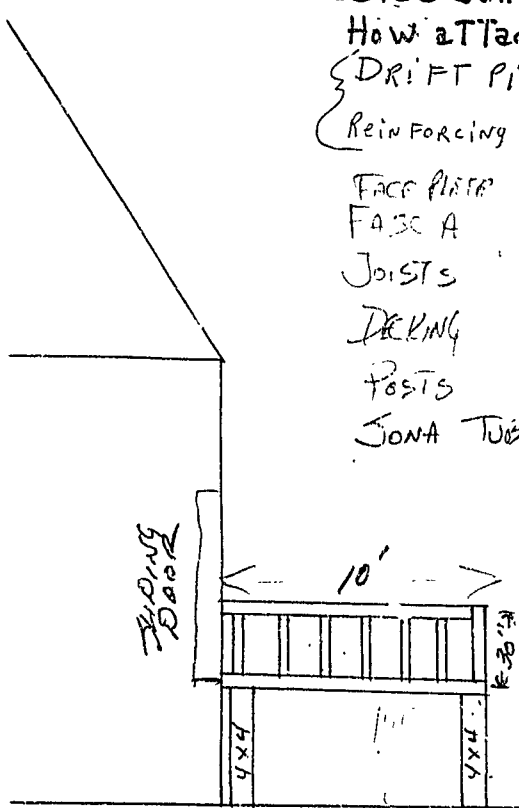
~~Large section of the page is crossed out with a large X.~~

Sun Deck

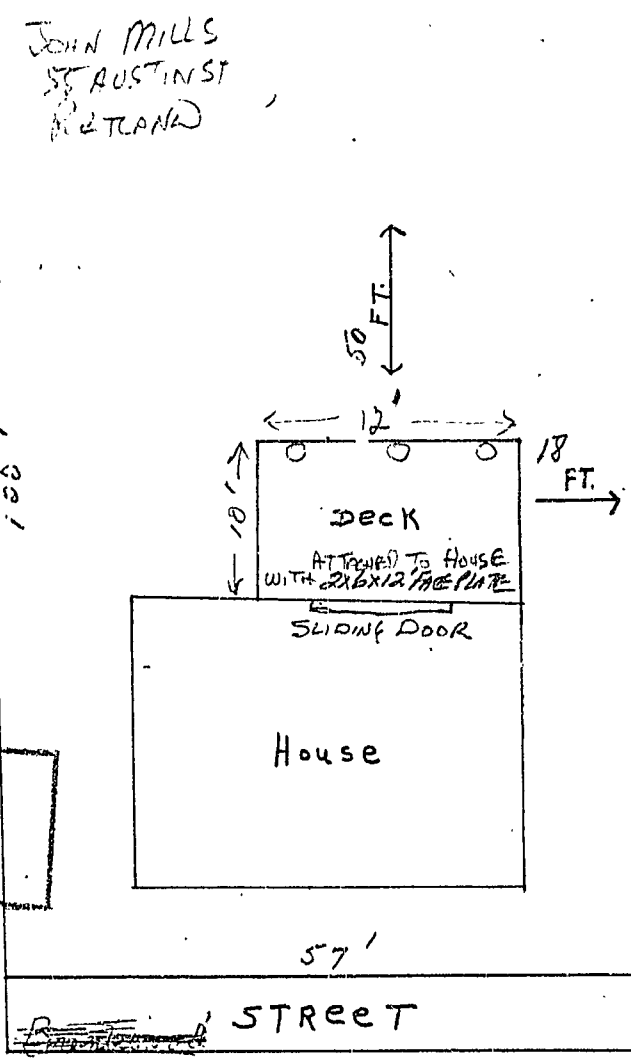
Photo Plan

How Constructed
 Size Sona Tubes or Slab
 How Attached to House
 { DRIFT PIN - with Sona Tubes
 Reinforcing Rod

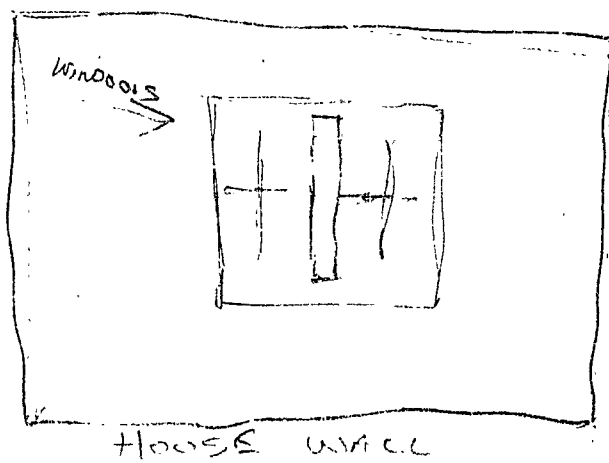
- FACE PLATE 2x6x10
- FASCIA 2x6x10
- JOISTS 2x6x10
- DECKING 3/4x6x12
- POSTS 4x4
- SONA TUBES 10" x 4'



RECEIVED
 APR 24 1985
 DEPT OF BLDG. INSP.
 CITY OF PORTLAND



SONA TUBES SIZE 10" x 4' W/ W/ RLD # 10" unless reinforced with steel reinforcing



RECEIVED
APR 24 1985
DEPT. OF BLDG. INSP.
CITY OF PORTLAND

EXISTING WINDOWS TO BE
REMOVED AND REPLACED WITH
A 6" SLIDING DOOR THE
LOAD BEARING WALL STRUCTURE
WILL NOT BE CHANGED.

34-52 AUSTIN STREET





APPLICATION FOR PERMIT
DEPARTMENT OF BUILDING INSPECTIONS SERVICES
ELECTRICAL INSTALLATIONS

Date Sept. 24, 19 85
 Receipt and Permit number D 04363

To the CHIEF ELECTRICAL INSPECTOR, Portland, Maine:

The undersigned hereby applies for a permit to make electrical installations in accordance with the laws of Maine, the Portland Electrical Ordinance, the National Electrical Code and the following specifications:

LOCATION OF WORK: 40 Austin Street - only new house on street

OWNER'S NAME: Custom Bld Homes of ADDRESS: Sc. Windham
Maine

		FEE'S
OUTLETS:	Receptacles _____ Switches _____ Plugmold _____ ft. TOTAL <u>31-60</u>	<u>5.00</u>
FIXTURES: (number of)	Incandescent <u>X</u> Fluorescent _____ (not strip) TOTAL <u>15</u>	<u>3.50</u>
	Strip Fluorescent _____ ft.	
SERVICES:	Overhead <u>XX</u> Underground _____ Temporary _____ TOTAL amperes <u>200</u> ..	<u>3.00</u>
METERS: (number of) <u>1</u>		<u>1.50</u>
MOTORS: (number of)	Fractional _____	
	1 HP or over _____	
RESIDENTIAL HEATING:	Oil or Gas (number of units) _____	
	Electric (number of rooms) <u>6</u>	<u>6.00</u>
COMMERCIAL OR INDUSTRIAL HEATING:	Oil or Gas (by a main boiler) _____	
	Oil or Gas (by separate units) _____	
	Electric Under 20 kws _____ Over 20 kws _____	
APPLIANCES: (number of)	Ranges <u>1</u> _____ Water Heaters <u>1</u> _____	
	Cook Tops _____ Disposals _____	
	Wall Ovens _____ Dishwashers _____	
	Dryers <u>1</u> _____ Compactors _____	
	Fans _____ Others (denote) _____	<u>4.50</u>
TOTAL		
MISCELLANEOUS: (number of)	Branch Panels _____	
	Transformers _____	
	Air Conditioners Central Unit _____	
	Separate Units (windows) _____	
	Signs 20 sq. ft. and under _____	
	Over 20 sq. ft. _____	
	Swimming Pools Above Ground _____	
	In Ground _____	
	Fire/Burglar Alarms Residential _____	
	Commercial _____	
	Heavy Duty Outlets, 220 Volt (such as welders) 30 amps and under _____	
	over 30 amps _____	
	Circus, Fairs, etc. _____	
	Alterations to wires _____	
	Repairs after fire _____	
	Emergency Lights, battery _____	
	Emergency Generators _____	
	INSTALLATION FEE DUE: _____	
	FOR ADDITIONAL WORK NOT ON ORIGINAL PERMIT DOUBLE FEE DUE: _____	
	FOR REMOVAL OF A "STOP ORDER" (304-16.b) _____	
	TOTAL AMOUNT DUE: <u>22.50</u>	

INSPECTION:

Will be ready on _____, 19 ____; or Will Call XX

CONTRACTOR'S NAME: Bill Cudworth

ADDRESS: P. O. Box 40 Springvale, Me.

TEL.: 324-0001

MASTER LICENSE NO.: 03685 SIGNATURE OF CONTRACTOR: Bill Cudworth J.C.

LIMITED LICENSE NO.: _____

INSPECTOR'S COPY — WHITE
 OFFICE COPY — CANALY
 CONTRACTOR'S COPY — GREEN



APPLICATION FOR PERMIT
DEPARTMENT OF BUILDING INSPECTIONS SERVICES
ELECTRICAL INSTALLATIONS

Date Sept. 24, 19 85
 Receipt and Permit number D 04363

To the CHIEF ELECTRICAL INSPECTOR, Portland, Maine:

The undersigned hereby applies for a permit to make electrical installations in accordance with the laws of Maine, the Portland Electrical Ordinance, the National Electrical Code and the following specifications:

LOCATION OF WORK: 40 Austin Street - only new house on street

OWNER'S NAME: Custom Bld Homes of ADDRESS: So. Windham
Maine

OUTLETS: Receptacles _____ Switches _____ Plugmold _____ ft. TOTAL 31-60... 5.00 ✓

FIXTURES: (number of) Incandescent x Fluorescent _____ (not strip) TOTAL 15... 3.50 ✓
 Strip Fluorescent _____ ft.

SERVICES: Overhead xx Underground _____ Temporary _____ TOTAL amperes 200... 3.00 ✓
 METERS: (number of) 1... .50 ✓

MOTORS: (number of) Fractional _____
 1 HP or over _____

RESIDENTIAL HEATING: Oil or Gas (number of units) _____
 Oil or Gas (number of rooms) 6... 6.00 ✓

COMMERCIAL OR INDUSTRIAL HEATING: Oil or Gas (by a main boiler) _____
 Oil or Gas (by separate units) _____
 Electric Under 20 kws _____ Over 20 kws _____

APPLIANCES: (number of) Ranges 1 Water Heaters 1 ✓
 Cook Tops _____ Disposals _____
 Wall Ovens _____ Dishwashers _____
 Dryers 1 Compactors _____
 Fans _____ Others (denote) _____
 TOTAL _____ 4.50

MISCELLANEOUS: (number of) Branch Panels _____
 Transformers _____
 Air Conditioners Central Unit _____
 Separate Units (windows) _____
 Signs 20 sq. ft. and under _____
 Over 20 sq. ft. _____
 Swimming Pools Above Ground _____
 In Ground _____
 Fire/Burglar Alarms Residential _____
 Commercial _____
 Heavy Duty Outlets, 220 Volt (such as welders) 30 amps and under _____
 over 30 amps _____
 Circus, Fairs, etc. _____
 Alterations to wires _____
 Repairs after fire _____
 Emergency Lights, battery _____
 Emergency Generators _____

FOR ADDITIONAL WORK NOT ON ORIGINAL PERMIT DOUBLE FEE DUE:
 FOR REMOVAL OF A "STOP ORDER" (304-16.b)
 TOTAL AMOUNT DUE: 22.50

INSTALLATION: Will be ready on _____, 19 ____; or Will Call xx
 CONTRACTOR'S NAME: Bill Cudworth
 ADDRESS: P. O. Box 40 Springvale, Me.
 TEL.: 324-0001
 MASTER LICENSE NO.: 03685 SIGNATURE OF CONTRACTOR: Bill W. Cudworth J.C.
 LIMITED LICENSE NO.: _____

INSPECTOR'S COPY — WHITE
 OFFICE COPY — CANARY
 CONTRACTOR'S COPY — GREEN

APPLICATION FOR SUBMETER



For Sewer User Charge Adjustments

The undersigned hereby requests permission to install additional water meter(s) in accordance with Section 24-76(c) of the Portland City Code.

It is understood that all expenses related to the purchase, installation and maintenance of the meter(s) is to be borne by the applicant.

To be Completed by Applicant

Address where sub-meter is requested 48 AUSTIN ST. PORTLAND, ME. 04103

Property owner name ABRAHAM B. ELOWITCH

Tax Map Reference (on Real Estate Tax Bill) 140-F-15

Property owner address 48 AUSTIN ST.

Person to be contacted to schedule inspections ABRAHAM ELOWITCH 773-6610
(Name and Telephone Number)

Portland Water District Acct. No. (on bill) D 46-D-472

Billing Name & Address (on bill) Same

Location and size existing Portland Water District Service Meter Basement (See Sketch)
5/8" φ

Proposed location and size of sub-meter 5/8" φ Basement (See Sketch)


Will a remote reading register be utilized? NO YES If yes, state location Requesting

P.W.D. change existing meter to a remote reading register and
submeter's remote will be put next to P.W.D.'s remote outside

Description of proposed changes in plumbing required for submetering:

install new stop waste on line to sillcock
and install sub-meter then run new pipe
to line running to existing Sillcock in back

Sketch plan showing proposed changes in plumbing and the location of existing and proposed meters. Show water flow through submeter to non-discharge equipment or location (use additional sheet of paper if necessary)



The volume of water to be submetered can be shown not to enter the sewerage system by virtue of its use for:

Watering of lawns, gardens
and Washing Cars and other
Outside Use

I certify the above information is true and correct:

Abraham B. Elowitch
Signature

Austin Street
11-12-84
Date

INSTRUCTIONS

- First - The applicant is to complete front of this form. The Tax Map Reference can be found on your local estate Tax Bill directly following owners name and address in the center of your Property Tax Bill. Building name and address should be copied from your Water & Sewer Bill as well as the Portland Water District Account Number which is in the lower left corner of the Water and Sewer Bill.
- Second - Mail completed application form to:
 - City of Portland
 - Dept. of Public Works
 - 401 City Hall
 - Portland, Maine 04101
 - ATTN: MR. SCOTT O'NEILL
- Third - The Public Works Department will call the person indicated on front side to schedule pre-installation inspection. During this inspection the Public Works section of this form (below) will be completed. Following this inspection Public Works will make copies of the application form. If the application is approved 3 copies will be made, one will be mailed to the Portland Water District, one will be forwarded to the City Plumbing Inspector and one will be mailed back to the applicant. If the application is denied, one copy will be made and mailed to the applicant showing reason for denial.
- Fourth - Upon receipt of a copy of the approved application, the applicant can purchase and install the sub-meter as approved. Following installation the applicant or his plumber must call the Chief Plumbing Inspector at 775-4451 Ext. 353 for an inspection of the completed installation. Following inspection by the Chief Plumbing Inspector, the Water District will be requested to arrange to have an automatic reading system (if applicable - See General Information) installed where by the volume shown by the sub-meter will be credited on the Sewer User Charges of the Bill. No sewer user charge credits will be given until the Plumbing Inspector has approved of the installation.

GENERAL INFORMATION

Section 24-76(C) of the Portland City Code reads as follows:

"Submetering of Water Volume. Any person who feels that recorded water records are not a reliable index of his domestic volume may install an additional water meter of a type approved by the Public Works Authority to measure the volume of water which can be shown not to enter the sewerage system. The person installing such a meter shall immediately notify the Public Works Authority of such installation and shall be responsible to the Public Works Authority for reporting meter readings not less often than every three months. Such person shall be credited with the volume charges for the volume shown by such meter, which meter shall be accessible for reading by the City or its agents at all reasonable times."

The City and the District have arranged to relieve the customer of the reporting responsibility required above if both meters can be read simultaneously, by the District meter readers during their regularly scheduled visits to read the pre-existing service meter. This can be accomplished by locating the sub-meter directly adjacent to the pre-existing service meter or by equipping the sub-meter located elsewhere with a remote reading register located so both readings can be made at the same time.

Approved meters are Neptune and Rockwell meters conforming to the following specifications:

1. shall meet or exceed ANSI accuracy test requirements and be accompanied by a certificate of test accuracy.
2. the meters shall have standard register, cubic foot registers.
3. the meters shall have the meter number stamped into the main case.
4. the meters shall be magnetic drive.
5. shall have either a rotating disc or oscillating piston.
6. shall have a bronze case.

Approved meters are available from the Water District, which sells them for the price the District buys them from the manufacturers. If you wish to purchase a sub-meter from the District you must bring your copy of an approved application with you at time of purchase.

TO BE COMPLETED BY PUBLIC WORKS

Pre-installation inspection by William B. Gardner
on Oct 12, 1984

Automatic reading system requested YES NO

Two Watts, No B.A. N.F. Back Flow Preventer or equal shall be installed on the hose bibb of each outside sink.

Application Approved Denied

Comments _____

TO BE COMPLETED BY THE PLUMBING INSPECTOR

An inspection of the completed installation of the submetering system approved on this application was conducted on 5/3/85 by Ernold R. Goodwin, Chief Plumbing Inspector of the City of Portland.

- The submetering system was installed as approved.
- No cross connections were found.

The installation is approved dis-approved E. Goodwin

Handwritten:
H.R. Green
C.P.I.
3/28/85

TO BE COMPLETED BY THE WATER DISTRICT

Date submeter sold 10/31/84
Submeter account number D-46-D2472
Submeter make and number 518R 34047849
Submeter installation readings -0-
Submeter account entered into computer 5/9/85
Submeter account entered into meter book 5/9/85
Special Instructions _____

