Memorandum from Department of Building Inspection, Portland, Maine

530 Forest Avenue—Installation of 1-2000 gallon gasoline tank for Northeast Motors by George H. Littlefield, installer

Before tank and piping is covered from view, installer is required to notify Fire Department headquarters of readiness for inspection and to refrain from covering up until approved by the Fire Department.

This tank of 2000 gallons capacity is required to be of steel or wrought iron no less in thickness than No. 7 gauge and before installation is required to be protected against corrosion, even though galvanized, by two preliminary coats of red lead and heavy coat of hot asphalt.

Pipe lines connected to underground tanks, other than tubing and except fill lines and test wells, must be provided with double swing joints arranged to permit the tank to settle without impairing the efficiency of the pipe connections.

Owner and installer will have to bear the responsibility for the structural capacity of the tank to support loads from above such as heavy motor trucks.

If tank will be so located as to be subjected to the action of tide water or "ground" water, adequate anchorage or weighting must be provided to prevent "floating" when tank is empty or nearly so.

S

CC: Northeast Motors
530 Forest Avenue

Oliver T. Sanborn, Chief
of the Fire Department

(*Signed*) **Warren McDonald**
Inspector of Buildings

FILL IN AND SIGN WITH INK

PERMIT ISSUED
02197
DEC 31 1949
CITY of PORTLAND

APPLICATION FOR PERMIT FOR HEATING, COOKING OR POWER EQUIPMENT

Portland, Maine, December 30, 1949

To the INSPECTOR OF BUILDINGS, PORTLAND, MAINE

The undersigned hereby applies for a permit to install the following heating, cooking or power equipment in accordance with the Laws of Maine, the Building Code of the City of Portland, and the following specifications:

Location 524 ~~517~~ Forest Avenue Use of Building Garage No. Stories ~~Xxx~~ Building / Existing "

Name and address of owner of appliance Pine Motors Co., 517 Forest Avenue

Installer's name and address Community Oil Co., 204 Kennebec Street Telephone 2-7481

General Description of Work

To install oil burning equipment in connection with steam heating system

IF HEATER, OR POWER BOILER

Location of appliance or source of heat _____ Type of floor beneath appliance _____

If wood, how protected? _____ Kind of fuel _____

Minimum distance to wood or combustible material, from top of appliance or casing top of furnace _____

From top of smoke pipe _____ From front of appliance _____ From sides or back of appliance _____

Size of chimney flue _____ Other connections to same flue _____

If gas fired, how vented? _____ Rated maximum demand per hour _____

IF OIL BURNER

Name and type of burner United States Labelled by underwriter's laboratories? yes

Will operator be always in attendance? _____ Does oil supply line feed from top or bottom of tank? bottom

Type of floor beneath burner concrete

Location of oil storage basement Number and capacity of tanks 1-275 gal existing

If two 275-gallon tanks, will three-way valve be provided? _____

Will all tanks be more than five feet from any flame? yes How many tanks fire proofed? _____

Total capacity of any existing storage tanks for furnace burners none

IF COOKING APPLIANCE

Location of appliance _____ Kind of fuel _____ Type of floor beneath appliance _____

If wood, how protected? _____

Minimum distance to wood or combustible material from top of appliance _____

From front of appliance _____ From sides and back _____ From top of smokepipe _____

Size of chimney flue _____ Other connections to same flue _____

Is hood to be provided? _____ If so, how vented? _____

If gas fired, how vented? _____ Rated maximum demand per hour _____

MISCELLANEOUS EQUIPMENT OR SPECIAL INFORMATION

Amount of fee enclosed? 2.00 ($1.00 for one heater, etc., 50 cents additional for each additional heater, etc., in same building at same time.)

APPROVED: OK 12-30-49 [illegible]

Will there be in charge of the above work a person competent to see that the State and City requirements pertaining thereto are observed? yes

Community Oil Co.

Signature of Installer by: Wm. C. Kelsey

INSPECTION COPY

Permit No 49/21 97 1-10-50

Location 527 - Forest Ave

Owner Pine Motors Co.

Date of permit 12/31/49

Approved 1-11-50. Frink

NOTES

1 Fill Pipe ✓

2 Vent Pipe ✓

3 Riser Pipe Stay

4 Burner Base & Supports ✓

5 Name Plate ✓

6 Size ✓

7 Height ✓

8 Bore ✓

9 Piping ✓

10 Valves ✓

11 Capacity ✓

12 Tank Size & Type ✓

13 Tank Distance ✓

14 Oil Gauge ✓

15 Inspection Card ✓

16 ✓

1-11-50. Found installed and to clean. Found. Frink

(B-) GENERAL BUSINESS ZONE

PERMIT ISSUED

Permit No. 00916 JUN 23 1949

CITY of PORTLAND

APPLICATION FOR PERMIT TO ERECT SIGN OVER PUBLIC SIDEWALK OR STREET

Portland, Maine, June 20, 1949 *19*

To the INSPECTOR OF BUILDINGS, PORTLAND, ME.

The undersigned hereby applies for a permit to erect the following described sign extending over a public sidewalk or street in accordance with the Building Code of the City of Portland, and the following specifications:

Location 524 Forest Avenue Within Fire Limits? yes Dist. No. 1B

Owner of building to which sign is to be attached Pine Motors, Inc., ~~324~~ 517 Forest Ave.

Name and address of owner of sign Same ~~Philip Snow~~ 5-0456

Contractor's name and address John Donnelly & Sons, 73 Main St., So. Portland Telephone 2-0050

When does contractor's bond expire? January 1950

6-22-49 O.K. C.C. CERTIFICATE OF OCCUPANCY REQUIREMENT IS WAIVED

Information Concerning Building

Steel pole

No. stories _____ Material of wall to which sign is to be attached _____

Details of Sign and Connections

Electric? yes Vertical dimension after erection 1'10" Horizontal 4'

Weight 130 lbs., Will there be any hollow spaces? yes Any rigid frame? yes

Material of frame angle iron No. advertising faces ~~metal~~ 2, material metal ~~no aluminum~~

No. rigid connections _____ Are [illegible]ned directly to frame of sign? _____

No. through bolts 4, Size ½" and 3/4 Location, top or bottom top and bottom

No. guys _____, material angle iron _____, Size 1½x1½x3/16"

Minimum clear height above sidewalk or street 10'

Maximum projection into street 4'9"

Fee $ 1.00

John Donnelly & Sons

Signature of contractor By: James J. Lucey PH

Inspr

~~ORIGINAL~~

Permit No. 91996

Location 524 Forest ave

Owner Avie Motors, Inc.

Date of permit 6/23/49

Sign Contractor

Final Inspn. 7-21-49. OK.

NOTES

7-5-49. Sign installed. OK

7-13-49. Mr Geller, alternator and thought would comply and order to give 45 days. OK

7-21-49. Mr Geller paid and I make correction. OK

(G) GENERAL BUSINESS ZONE

APPLICATION FOR PERMIT

PERMIT ISSUED
006422
APR 18 1946

Class of Building or Type of Structure Ventilation

Portland, Maine, April 16, 1946

To the INSPECTOR OF BUILDINGS, PORTLAND, ME.

The undersigned hereby applies for a permit to erect alter repair demolish install the following building structure equipment in accordance with the Laws of the State of Maine, the Building Code and Zoning Ordinance of the City of Portland, plans and specifications, if any, submitted herewith and the following specifications:

Location 530 Forest Avenue Within Fire Limits? yes Dist. No. 1B

Owner's name and address Champion Motors, 530 Forest Avenue Telephone

Lessee's name and address Telephone

Contractor's name and address Burnham-McLellan, 1914 Congress St. Telephone 2-5951

Architect Specifications Plans yes No. of sheets 1

Proposed use of building Garage No families

Last use " No. families

Material brick No. stories 2 Heat Style of roof Roofing

Other buildings on same lot

Estimated cost $ Fee $ 1.00

General Description of New Work

To install mechanical ventilation system as per plan.

Sent to Fire Dept. 4/16/46
Rec'd from Fire Dept. 4/17/46

CERTIFICATE OF COMPLIANCE REQUIREMENT IS WAIVED

It is understood that this permit does not include installation of heating apparatus which is to be taken out separately by and in the name of the heating contractor.

Details of New Work

Is any plumbing work involved in this work? Is any electrical work involved in this work?

Height average grade to top of plate Height average grade to highest point of roof

Size, front depth No. stories solid or filled land? earth or rock?

Material of foundation Thickness, top bottom cellar

Material of underpinning Height Thickness

Kind of roof Rise per foot Roof covering

No. of chimneys Material of chimneys of lining Kind of heat fuel

Framing lumber—Kind Dressed or full size?

Corner posts Sills Girt or ledger board? Size

Girders Size Columns under girders Size Max on centers

Studs (outside walls and carrying partitions) 2x4-16" O. C. Bridging in every floor and flat roof span over 8 feet.

Joists and rafters: 1st floor, 2nd, 3rd, roof

On centers: 1st floor, 2nd, 3rd, roof

Maximum span: 1st floor, 2nd, 3rd, roof

If one story building with masonry walls, thickness of walls? height?

If a Garage

No cars now accommodated on same lot, to be accommodated number commercial cars to be accommodated

Will automobile repairing be done other than minor repairs to cars habitually stored in the proposed building?

APPROVED: [signature]
CHIEF OF FIRE DEPT.

Miscellaneous

Will work require disturbing of any tree on a public street? no

Will there be in charge of the above work a person competent to see that the State and City requirements pertaining thereto are observed? yes

Champion Motors
Burnham-McLellan

Signature of owner By: [signature]

INSPECTION COPY

Permit No. 46/1042

Location 530 Forest Ave.

Owner Champion Motors

Date of permit 4/18/46

Notif. closing-in

Inspn. closing-in

Final Notif.

Final Inspn. 1/7/47

Cert. of Occupancy issued None

NOTES

1/7/47 - P.I.T. ajs

Sign
530 Fourth Ave.

Corrin motors – Signal

Donnelly to sp –

sign ready to [illegible]

approve or [illegible]

[illegible]

5/6/42.

Donnelly and Jones undecided

what they do not like sign

as is and more work has got

to be done. We call later as to

what they decide to do. [illegible]

5/15/42 See mod copy. [illegible]

Sign 530 Fourth Ave 5/5/42.

Champion Printing

See note on mod copy. Detail

not clear and construction

not good. [illegible]

Pls. phone them

and tell them

[illegible]

[illegible] 5/6/42

5/7/42. See mod copy, also my

decision as to through bolts. [illegible]

[illegible]

Dwg. 5807 outline 5/1/42.
Champion Motor

I think the corner of this sign would look better if it were filled instead of this cut. I have not been able to contact Mr. Melaugh. Plan is not clear in this means nothing as to detail of fastening of the top section. 18" of lining is there now and the old one is to be added. We can not permit an opening of it. If this is the way you want it, shall I contact Mr. Melaugh or do you will you.

C.G.

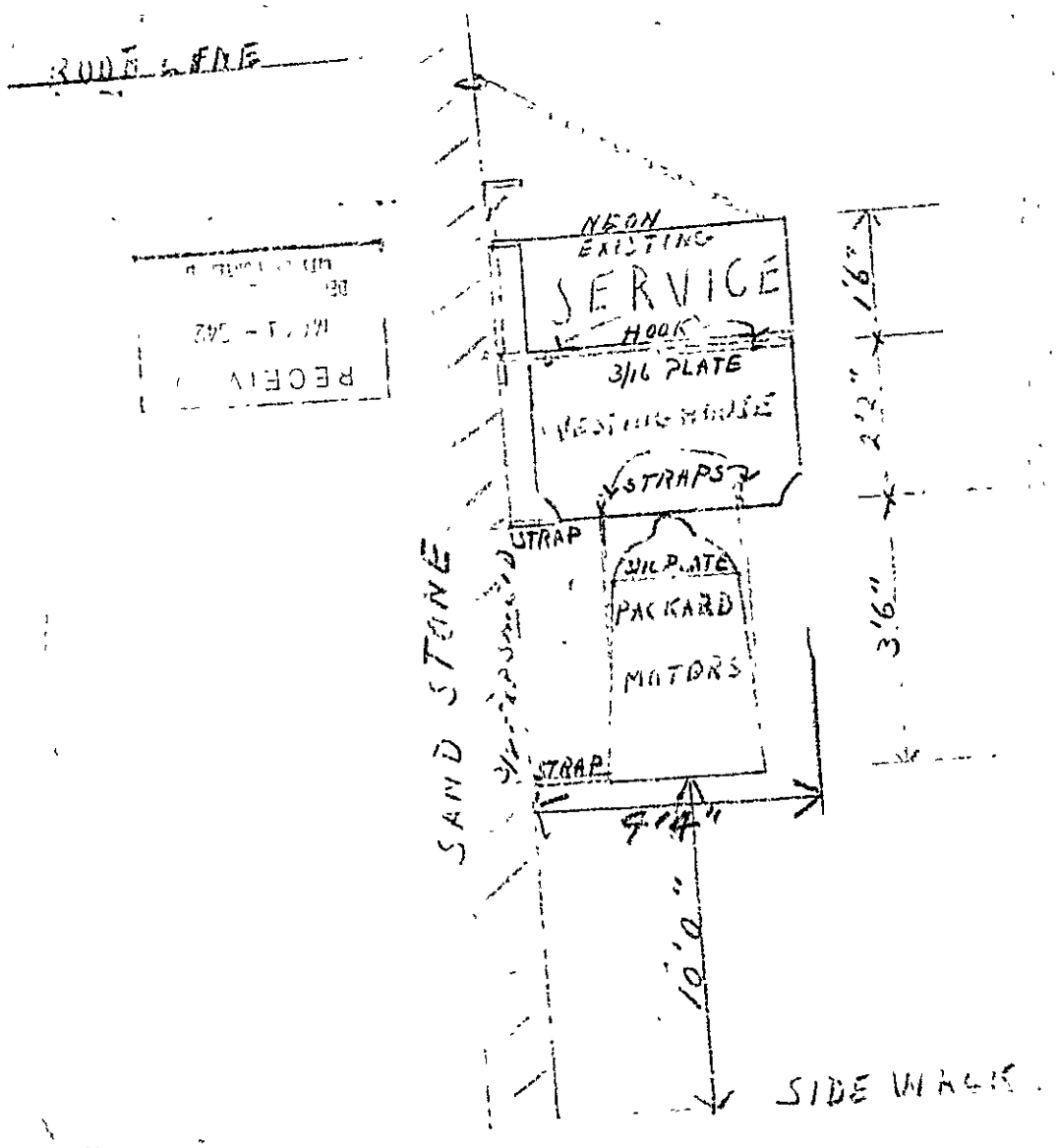
ROUTE LINE
NEON
EXISTING
SERVICE
HOOK
3/16 PLATE
STRAPS
STRAP
PACKARD
MOTORS
STRAP
SAND STONE
5'4"
10'0"
3'6"
SIDE WALK

SERVI SIGNS - E KNOX ST
SIGNS W/L PLATE

530 FOREST AVE
CHAMPION MOTORS
J. DONNELLY/ERDOS
NUTOF SIGNS 70 E 4/30/92

WRITTEN CONSENT AND AGREEMENT RELATING TO A CERTAIN SIGN PROPOSED TO BE ERECTED PROJECTING OVER A PUBLIC SIDEWALK FROM THE PREMISES AT 530 Forest Avenue IN PORTLAND, MAINE

Shwartz & Rosenberg, being the owner of the premises at 530 Forest Avenue., in Portland, Maine hereby gives consent to the erection of a certain sign owned by Champion Motors, Inc., projecting over the public sidewalk from said premises as described in application to the Inspector of Buildings of Portland, Maine for a permit to cover erection of said sign;

And in consideration of the issuance of said permit Shwartz & Rosenberg, owner of said premises, in event said sign shall cease to serve the purpose for which it was erected or shall become dangerous and in event the owner of said sign shall fail to remove said sign or make it permanently safe in case the sign still serves the purpose for which it was erected, hereby agrees for himself or itself, for his heirs, its successors, and his or its assigns, to completely remove said sign within ten days of notice from said Inspector of Buildings that said sign is in such condition and of order from him to remove it.

In Witness whereof the owner of said premises has signed this consent and agreement this 12th day of May, 1942.

John B. Christensen
Witness

Shwartz & Rosenberg
By J. M. Rosenberg
Owner

Rept. 1511D-I

May 14, 1942

John Donnelly & Sons,
75 Main Street,
South Portland, Maine

Subject: Proposed projecting sign
c/o 530 Forest Avenue

Gentlemen:

Referring to the above work, I have every confidence in your Mr. Hear to do a substantial and workmanlike job of supporting and fastening this sign, but there will certainly have to be more stiffening and better detail than shown on the sketch which you have submitted. You see I am required by law to have enough information on file in this office before the permit is issued to show clearly from an engineering standpoint that all of the requirements of the Building Code as to support of the sign and resistance to wind load will be satisfied. It seems to me that when the three signs are put together the weight will be somewhat over 100 pounds all told and in that case a through bolt will be required at least three-quarters of an inch in diameter through the wall with a washer on the inside connected to the top of the rigid frame of the proposed sign. I note that no corner braces are shown in any of the three sections of the sign although it is always our practice to require such corner braces in all corners of such signs whenever there are hollow spaces between the faces. Where the signs are joined I would suggest continuous vertical angles both inside and outside to give proper stiffness.

I happen to know that the owners of the sign are desirous of getting the sign erected quickly, and since this matter has dragged along an unusually long time, I am willing to stretch a point to get the matter cleared up. If you will have the sign or the various parts of it all put together in your shop the way it will be and indicate the guy fastenings and notify this office, Mr. Hamilton will go to the shop and look it over. You should indicate at least one through bolt, three-quarters of an inch in diameter, on the plan filed here as passing through the wall at the top of the rigid frame instead of the expansion bolt shown. Then, if Mr. Hamilton finds everything in order in the shop we will issue the permit for the erection of the sign.

The only other way I know to proceed is to have the plan made competent to show all of the connections and fastenings by someone who can figure out the wind load and other stresses and strains according to the usual practices the world over, file such a plan in duplicate or as a blueprint with all of the information printed from the original and when it is checked we will be able to issue the permit.

Very truly yours,

Inspector of Buildings

WMcD/

cc Champion Motors
530 Forest Avenue

Rept. 18110-I

May 4, 1942

Subject: Proposed projecting sign
for Champion Motors at 530 Forest Avenue

John Donnelly & Sons
73 Main Street
South Portland, Maine

Gentlemen:

The information as to plan of location of the sign on the building, the construction of the sign itself and other details submitted with the application for the permit for the above project is so incomplete that we are not able to do anything with it.

Mr. Smith of Champion Motors appeared to be in considerable hurry to get the sign erected when he was in the office shortly after Mr. Molaugh applied for the permit.

We do not even have sufficient information to warrant sending the permit over to the Fire Chief for approval as is required by law.

We do not need verbal explanations but we need the real facts put down on paper.

Very truly yours,

Inspector of Buildings

WMcD/H

CC: Champion Motors
559 Forest Avenue

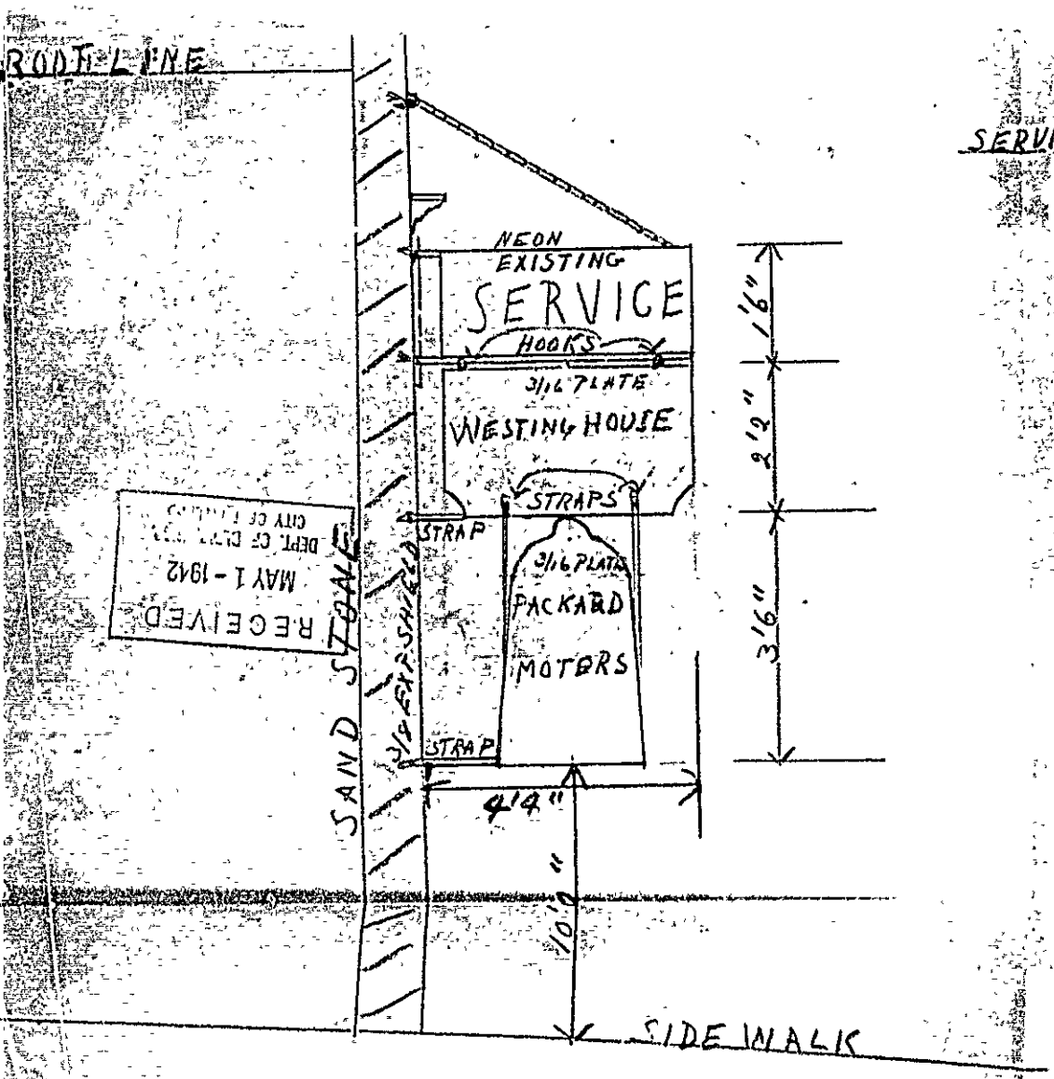

SERVICE SIGN TO BE RAISED 8½"
SIGNS 3/16 PLATE

530 FOREST AVE
CHAMPION MOTORS
J. DONNELLY AND SON
WT OF SIGNS. 70# 4/30/

GENERAL BUSINESS OFFICE

APPLICATION FOR PERMIT TO ERECT SIGN OVER PUBLIC SIDEWALK OR STREET

Permit No. _____

Portland, Maine, May 1, 1912 19

To the INSPECTOR OF BUILDINGS, PORTLAND, ME.

The undersigned hereby applies for a permit to erect the following described sign extending over a public sidewalk or street in accordance with the Building Code of the City of Portland, and the following specifications:

Location 530 Forest Avenue Within Fire Limits? yes Dist. No 28

Owner of building to which sign is to be attached _____

Name and address of owner of sign Champion Motors, 530 Forest Avenue

Contractor's name and address John Donnelly & Sons, 73 Main St. So. Portland Telephone 2-0250

When does contractor's bond expire? January 1913

Information Concerning Building

No. stories 1 Material of wall to which sign is to be attached sandstone

Details of Sign and Connections

Electric? yes Vertical dimension after erection 5'0" Horizontal 4'

Weight 70 lbs., Will there be any hollow spaces? yes Any rigid frame? yes

Material of frame angle iron No advertising faces 2, material galv. metal

No rigid connections 6 Are they fastened directly to frame of sign? yes

No. through bolts none, Size _____, Location, top or bottom _____

No guys 1 material cable, Size _____

Minimum clear height above sidewalk or street 10'

Maximum projection into street 4' 4"

Fee $ 1.00

Signature of contractor John Donnelly & Sons By W B Blackburn

INSPECTION COPY

Permit No. 42

Location 530 Forest Ave

Owner Champion Motors

Date of permit 5/ /42.

Sign Contractor

Final Inspn.

NOTES

[illegible] Weight
[illegible] over 140#
Extension of [illegible] considerable
work [illegible] done, [illegible]
unlicensed [illegible]
Will notify this office.
[illegible]

[illegible] these signs are to act as [illegible]
in which case the total weight
will be to exceed 100# calling
for the sign bolts using the
[illegible] signs are joined
there should be an angle for
stiffness above or alongside
[illegible] it seems [illegible] would
be the minimum for safety
I believe [illegible] individuals
[illegible] [illegible] brace
through [illegible] it could be
[illegible] to be
5/1/42 [illegible] through and detail
[illegible] contract [illegible]
[illegible] with the [illegible] and
[illegible] [illegible] make detail
satisfactory [illegible]
5/6/42 Not [illegible] given
to look this over at [illegible]
5/7/42 Sign [illegible] from
[illegible] in the [illegible]

524-52:

28/2390 - Dwg

28/2398 - Gas Mixed to

413-417 Drawing

Cop.

7/15/36

ELECTRIC NEON SIGN for
RIDLEY MOTORS, Inc. 530 Forest Ave.
J. H. Middlebrook. Sign Hanger.

Sign formerly located at X
to be re-located as shown

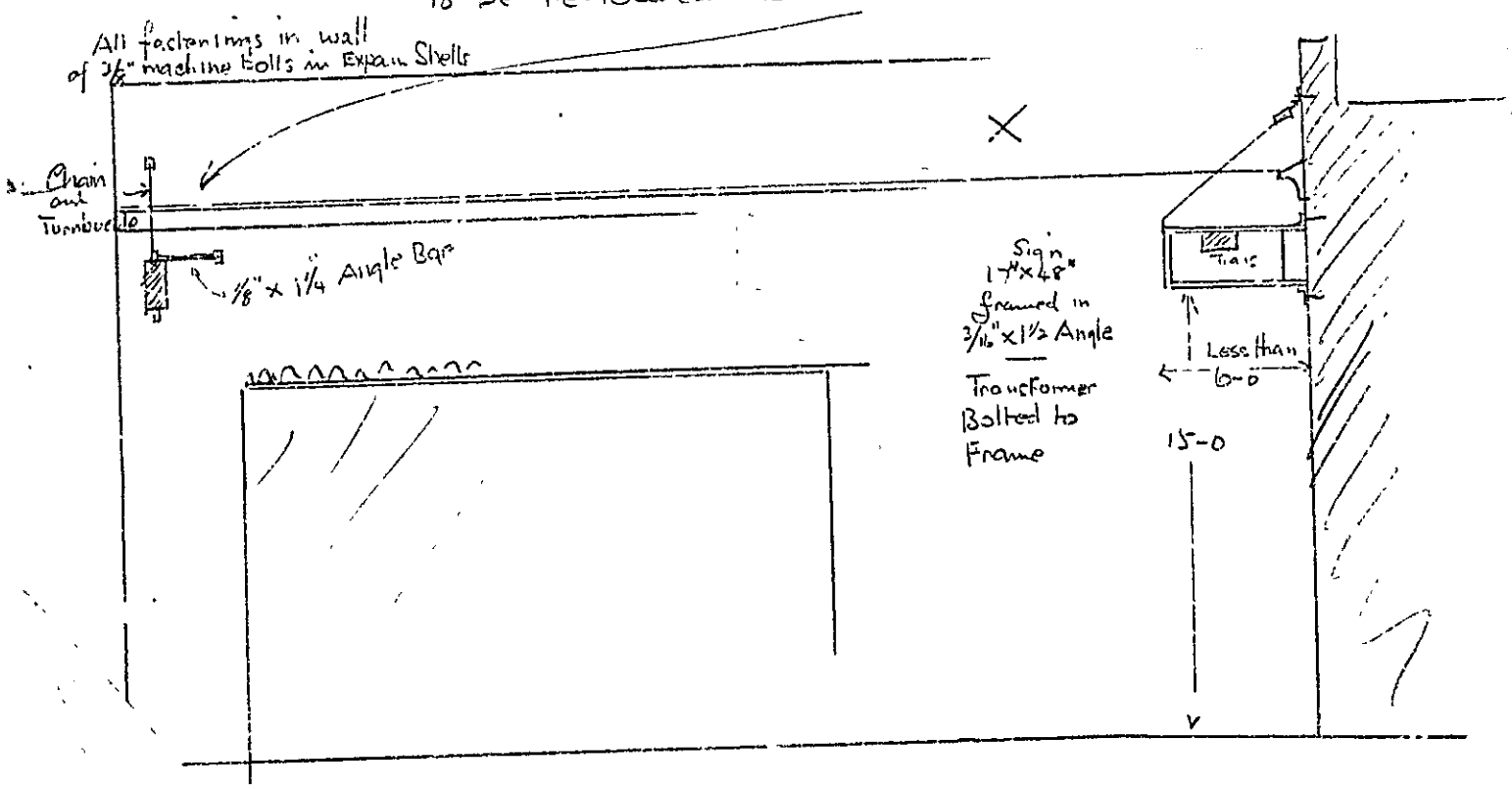

This is the same sign for which permit #1396 was PERMIT ISSUED

Permit No. 1070

JUL 18 1936

(2) GENERAL BUSINESS ZONE

APPLICATION FOR PERMIT TO ERECT SIGN OVER PUBLIC SIDEWALK OR STREET

Portland, Maine, July 16, 1936

To the INSPECTOR OF BUILDINGS, PORTLAND, ME.

The undersigned hereby applies for a permit to erect the following described sign extending over a public sidewalk or street in accordance with the Building Code of the City of Portland, and the following specifications:

Location 530 Forest Ave. Ward 8 Within Fire Limits? No Dist. No.

Owner of building to which sign is to be attached Schwartz & Rosenberg

Name and address of owner of sign Ripley Motors, Inc. 530 Forest Ave.

Contractor's name and address J. H. Middlebrook, 487½ Congress St. Telephone 3-2312

When does contractor's bond expire? Apr. 16, 1937

CERTIFICATE OF INSURANCE REQUIREMENT IS WAIVED

Information Concerning Building

No. stories One Material of wall to which sign is to be attached Concrete

Details of Sign and Connections

Electric? None Vertical dimension after erection 15' Horizontal 4'-6"

Weight 40 lbs., Will there be any hollow spaces? No Any rigid frame? Yes

Material of frame Gal. Sheet Iron No. advertising faces Two material Gal. Sheet Iron

No. rigid connections Two Are they fastened directly to frame of sign? Yes

No. through bolts None, Size, Location, top or bottom

No. guys Two, material 1 Chain and 1 Angle Bar, Size 3/8" and 1/8 x 1½

Minimum clear height above sidewalk or street 15'-0"

Maximum projection into street 6'-0"

Fee $

Alva T. Fairbanks
CHIEF OF FIRE DEPT.
INSPECTION COPY

Signature of contractor J. H. Middlebrook
Per. E.M.M.

Ward 8 Permit No. 36/1070

No. 530 West St.

Owner Ripley Motors Inc

Date of permit 7/16/36

Contractor

Final Insp. 1/8/37 [illegible]

NOTES

7/17/36 Ready for inspection. B.H.

Aug 24/1936 Sent air (different letting)

old location

Sent [illegible] NO original permit

Not file plan made 14'-7"

Distance above sidewalk - By measurement

8/19/36 [illegible] Galbraith

will come [illegible] sign

for [illegible] 13'-2" alone

sidewalk [illegible]

1/8/37 [illegible] 13'-2" by

measurement. [illegible]

9/15/30

Neon Electric Sign
for Cook-Ripley Co. 530 Forest Ave
J.H. Middlebrook, Sign Hanger

2/28/35 See [illegible] of inspection [illegible] conditions etc

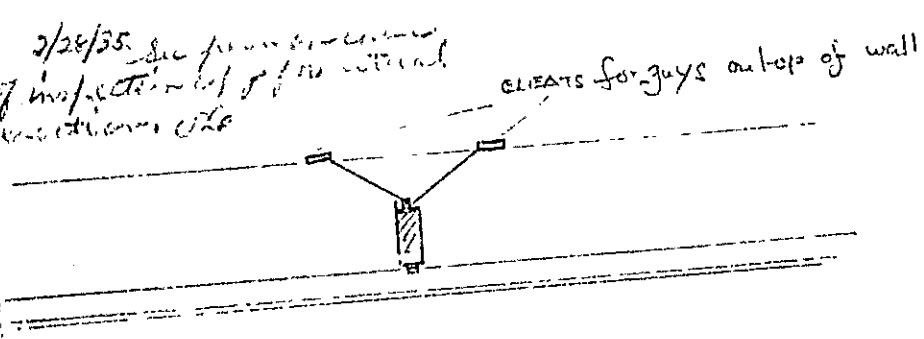

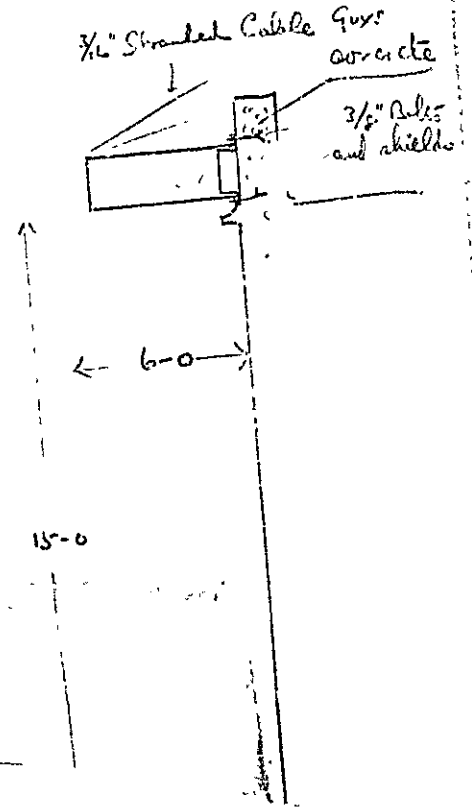



Neon Electric Sign 9/15/34
for Cook-Ripley Co. 530 Forest Ave
N.H. Middlebrook Signtenge

Construction Details

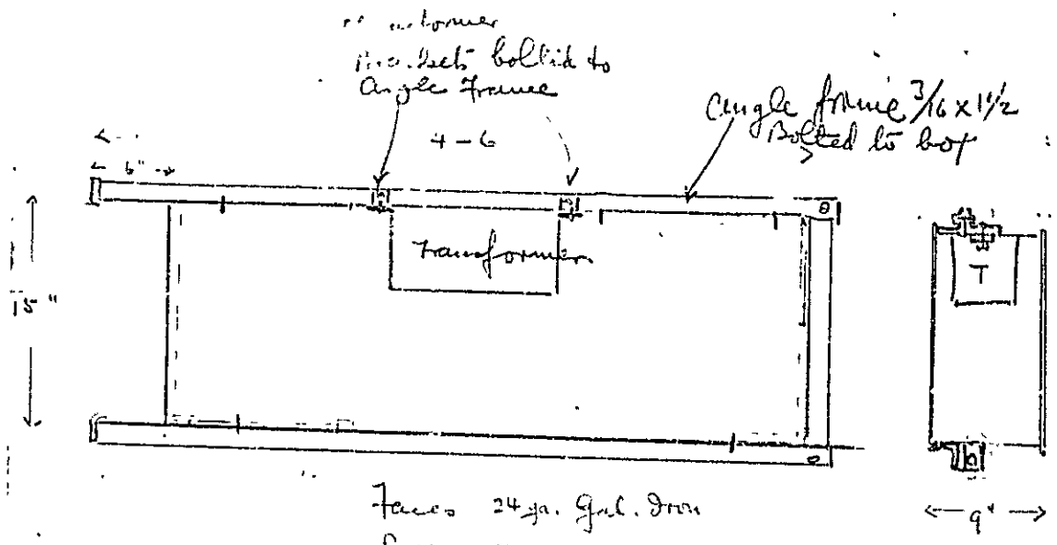

Faces 24 ga. Gal. Iron
Box 24 ga " "
ANGLE FRAME
3/16 x 1½" x 1½"
WEIGHT Approx. 40#

(Sign at Cook-Ripley Showroom, 530 Forest Ave.)

B27128-I

Copy to Mr. J. H. Middlebrook, 12 Elm Street, Portland, Maine

September 13, 1934

Cook-Ripley, Inc.
Avenue
Portland, Maine

Gentlemen:

With reference to the sign which you propose to have erected projecting over the public sidewalk of Forest Avenue at your place of business at 530 Forest Avenue, and for which J. H. Middlebrook has applied for a permit, I am unable to issue a permit for the sign in its present condition for the reason that the sign is merely a metal box without any structural frame whatever. The transformer of the sign, which is the heaviest single part of it, is merely bolted to the sheet metal of the sign box, a condition which is subject to early deterioration of the supporting metal and possible failure. The sign as it is does not meet our minimum standards for safe and permanent construction considering that the sign is to be projected out from the building and is to be suspended over the heads of the public walking beneath.

I am sorry that this condition has arisen, but it may be possible to strengthen the sign and provide a suitable frame so that the permit may be issued. In the future, it would be well to make inquiry concerning the requirements before securing such a sign as we are very glad to give out information before the purchaser or property owner is committed to any particular purchase.

Very truly yours,

Inspector of Buildings.

HM/EM

(G) GENERAL BUSINESS ZONE

PERMIT ISSUED

Permit No. 1396

SEP 20 1934

APPLICATION FOR PERMIT TO ERECT SIGN OVER PUBLIC SIDEWALK OR STREET

Portland, Maine, Sept. 15, 19 34

To the INSPECTOR OF BUILDINGS, PORTLAND, ME.

The undersigned hereby applies for a permit to erect the following described sign extending over a public sidewalk or street in accordance with the Building Code of the City of Portland, and the following specifications:

Location 530 Forest Ave. Ward 8 Within Fire Limits? No Dist. No.

Owner of building to which sign is to be attached Schwartz & Rosenberg

Name and address of owner of sign Cook-Ripley, Inc., 530 Forest Ave.

Contractor's name and address J. H. Middlebrook, 12 Elm St. Telephone 3-2312

When does contractor's bond expire? Jan. 1, 1935

NOTIFICATION BEFORE LATHING OR CLOSING-IN IS WAIVED

Information Concerning Building

No. stories One Material of wall to which sign is to be attached Concrete

CERTIFICATE OF OCCUPANCY REQUIREMENT IS WAIVED

Details of Sign and Connection

Ele... Neon Vertical dimension after erection 15" Horizontal 4'-6"

Weight 40 lbs., Will there be any hollow spaces? No Any rigid frame? Yes

Material of frame Gal. Sheet Iron No. advertising faces 2, material Gal. Sheet Iron

No. rigid connections 2 Are they fastened directly to frame of sign? Yes

No. through bolts None, Size, Location, top or bottom

No. guys 2, material Stranded Wire, Size 5/16

Minimum clear height above sidewalk or street 16'-0"

Maximum projection into street 6'-0"

Fee $ 1.00

Signature of contractor J. H. Middlebrook Per L.M.M.

Oliver A. Gingras

INSPECTION COPY

CHIEF OF FIRE DEPT.

Ward 8 Permit No. 34/1396

Location 530 Forest Ave

Owner Cook - Ripley Inc.

Date of permit 9/20/34

Sign Contractor

Final Inspn. 2/28/35 [illegible]

See 36/1070 for new location (same sign (different winding)

NOTES

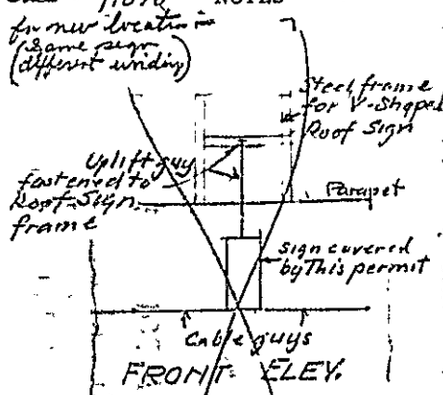

2/27/35. Sign as erected. [illegible]

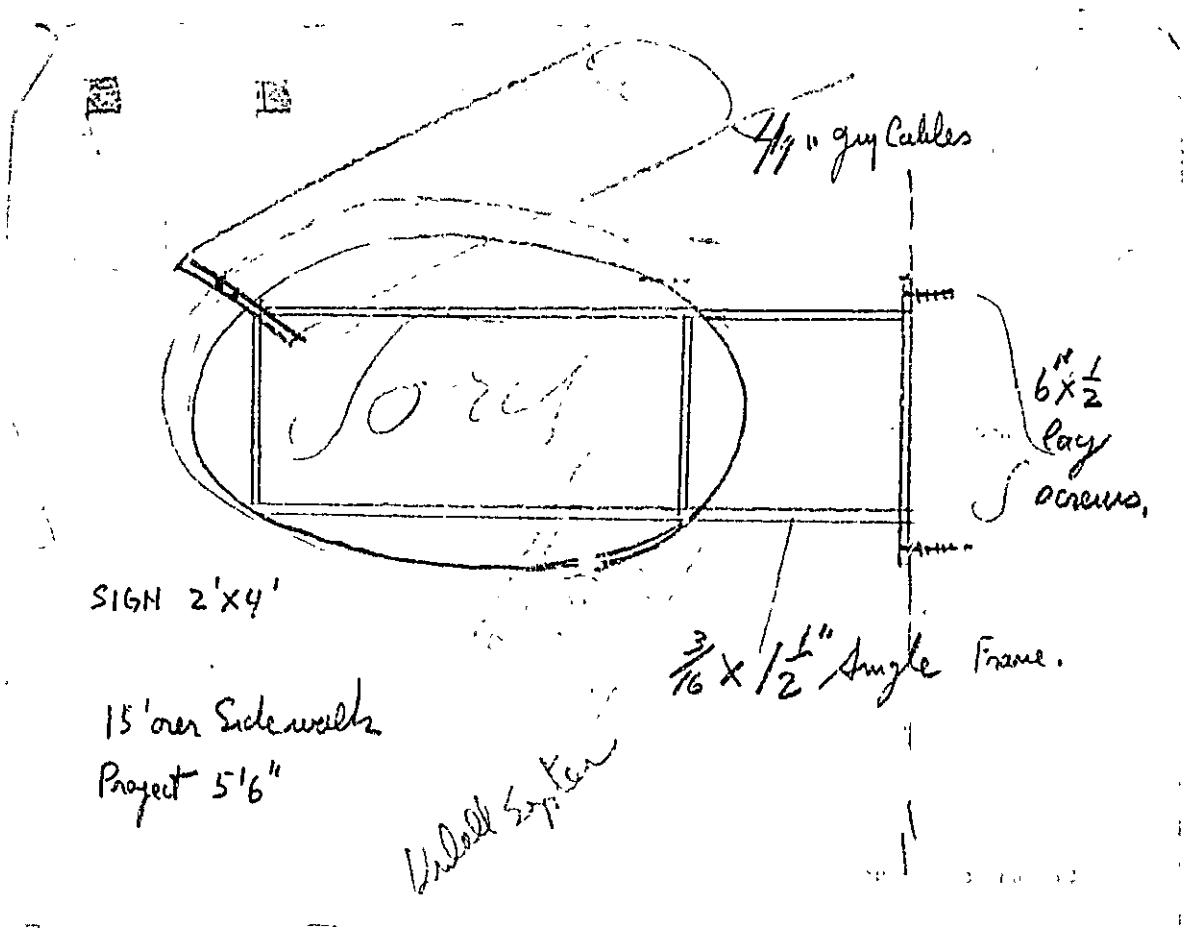
4 1/2" guy Cables
6" x 1/2 lag screws.
SIGN 2'x4'
3/16 x 1 1/2" Angle Frame.
15' over Sidewalk
Project 5'6"
Unbolt Sign

Ward 8 Permit No. 34/1396

Location 530 Lorick Ave

Owner Corke - Ripley Inc.

Date of permit 9/20/34

Sign Contractor

Final Inspn. 2/28/35 ORC

See 3.6/1070 for new location (Same sign different winding)

NOTES

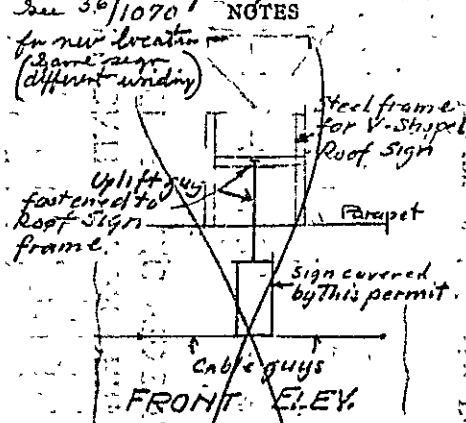

2/27/35: Sign as erected, ORC.

PERMIT ISSUED

Permit No. 0654

MAY 31 1933

APPLICATION FOR PERMIT TO ERECT SIGN OVER PUBLIC SIDEWALK OR STREET

Portland, Maine, May 31, 1933

To the INSPECTOR OF BUILDINGS, PORTLAND, ME.

The undersigned hereby applies for a permit to erect the following described sign extending over a public sidewalk or street in accordance with the Building Code of the City of Portland, and the following specifications:

Location 530 Forest Ave., Ward 8 Within Fire Limits? no Dist. No.

Owner of building to which sign is to be attached Swartz & Rosenberg

Name and address of owner of sign Cook-Ripley Co., 530 Forest Ave.

Contractor's name and address The Kimball System of Portland, 51 Cross St. Telephone R-1514

When does contractor's bond expire? Jan. 7, 1934

NOTIFICATION OF CLASSIFICATION

CERTIFICATE OF OCCUPANCY REQUIREMENT IS WAIVED

Information Concerning Building

No. stories 1 Material of wall to which sign is to be attached limestone

Details of Sign and Connections

Electric? yes Vertical dimension after erection 2'6" Horizontal 4'

Weight 55 lbs. Will there be any hollow spaces? yes Any rigid frame? yes

Material of frame 1½ x 3/16 angle No. advertising faces 2, material galv. metal

No. rigid connections 2 Are they fastened directly to frame of sign? yes

No. through bolts no, Size --, Location, top or bottom --

No. guys 2, material 1/4" galv. cable, Size

Minimum clear height above sidewalk or street 15'

Maximum projection into street 5'6"

Fee $

Signature of contractor Howard J Curry

INSPECTION COPY

Oliver T. Sanborn

CHIEF OF FIRE DEPT.

Ward 8 Permit No. 33/654

Location 530 7 Forest Ave

Owner Cook Ripley Co

Date of permit 5/31/33

Sign Contractor

Final Inspn. 6/8/33

NOTES

6/8/33 Clean up - ok

PERMIT TO ERECT SIDEWALK OR STREET
PUBLIC NOTICE FOR PERMIT

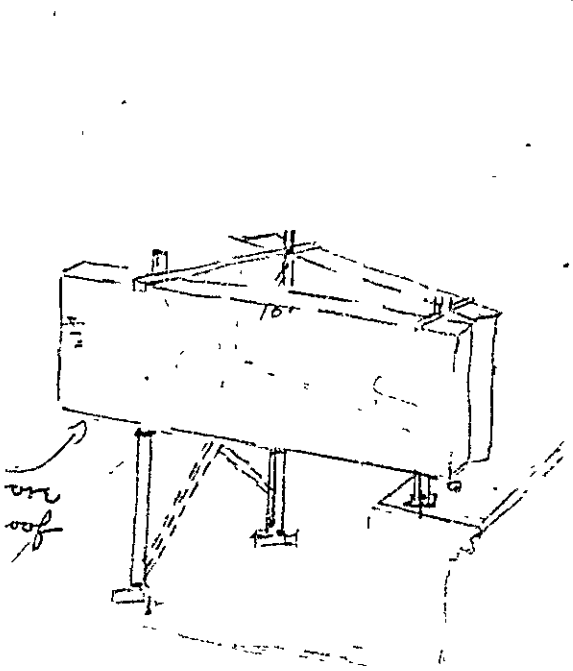

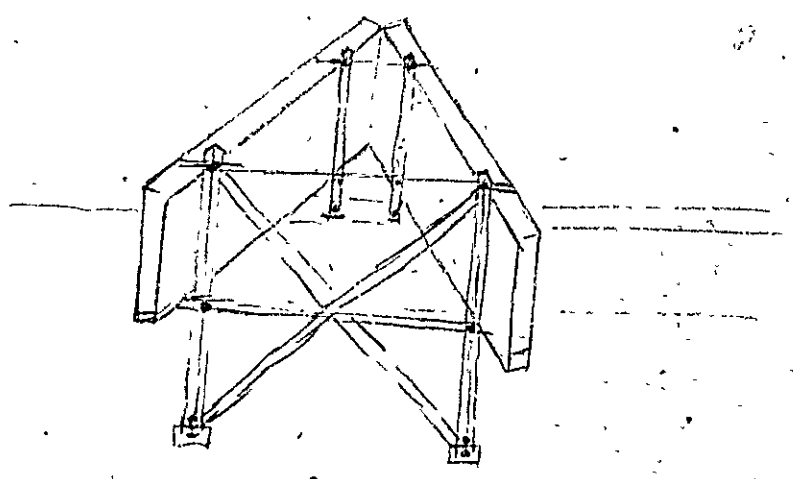

Back view showing construction

Approx weight
100 lbs each
legs set at about
22½° angle

angle iron construction
1½" X 1½" X ¼"

GENERAL BUSINESS ZONE

Permit No. 29/193

APPLICATION FOR PERMIT

Class of Building or Type of Structure First or Mill

MAY 9 1929

Portland, Maine, May 9, 1929

To the INSPECTOR OF BUILDINGS, PORTLAND, ME.

The undersigned hereby applies for a permit to erect ~~alter~~ install the following ~~building~~ structure equipment in accordance with the Laws of the State of Maine, the Building Code of the City of Portland, plans and specifications, if any, submitted herewith and the following specifications:

Location 520 528-530 Forest Avenue Ward 8 Within Fire Limits? No Dist. No.

~~Owner's or Lessee's~~ Lessee name and address Cook-Ripley, Inc. 528-530 Forest Ave. Telephone

Contractor's name and address G. C. Tainsh Sign Co., 14-16 Free St. Telephone F 4206

Architect's name and address

Proposed use of building Garage No. families

Other buildings on same lot

Description of Present Building to be Altered

Material Br.&Con. No. stories 1 Heat Style of roof Roofing

Last use Garage No. families

General Description of New Work

To erect electric sign, all metal construction, on roof of building, two section 41" x 10' as per plan

NOTIFICATION BEFORE LATHING OR CLOSING IN IS WAIVED.

CERTIFICATE OF OCCUPANCY ~~MENT~~ IS WAIVED.

Details of New Work

Size, front depth No. stories Height average grade to highest point of roof

To be erected on solid or filled land? earth or rock?

Material of foundation Thickness, top bottom

Material of underpinning Height Thickness

Kind of roof Roof covering

No. of chimneys Material of chimneys of lining

Kind of heat Type of fuel Distance, heater to chimney

If oil burner, name and model

Capacity and location of oil tanks

Is gas fitting involved? Size of service

Corner posts Sills Girt or ledger board? Size

Material columns under girders Size Max. on centers

Studs (outside walls and carrying partitions) 2x4-16" O.C. Girders 6x8 or larger. Bridging in every floor and flat roof span over 8 feet. Sills and corner posts all one piece in cross section.

Joists and rafters: 1st floor, 2nd, 3rd, roof

On centers: 1st floor, 2nd, 3rd, roof

Maximum span: 1st floor, 2nd, 3rd, roof

If one story building with masonry walls, thickness of walls? height?

If a Garage

No. cars now accommodated on same lot, to be accommodated

Total number commercial cars to be accommodated

Will automobile repairing be done other than minor repairs to cars habitually stored in the proposed building?

Miscellaneous

Will above work require removal or disturbing of any shade tree on a public street? no

Plans filed as part of this application? yes No. sheets 1

Estimated cost $ Fee $ 1.00

Will there be in charge of the above work a person competent to see that the State and City requirements pertaining thereto are observed? Yes

Signature of owner Cook-Ripley, Inc. By G. C. Tainsh Sign Co. By A M Tainsh

INSPECTION COPY

9193

Ward 8 Permit No. 29/776

Location 528-530 Forest Ave

Owner Cook-Ripley, Inc.

Date of permit 5/9/29

Notif. closing-in

closing-in

Final Notif.

Final Inspn.

Cert. of Occupancy issued

NOTES

6/29/29 - Seems to be erected in safe & proper manner - O.J.S.

8358-

December 31, 1928

Mr. H. W. Rhoder
574A Congress Street
Portland, Maine.

Dear Mr. Rhodes:

Referring to the application of Shwartz and Rosenberg for a building permit to cover the erection of a business garage at 528-530 Forest Avenue, we have the following criticisms:

1. We find that no statement of design as called for in Section 28 of the Building Code has been provided. Please inscribe this statement properly signed upon the first sheet of the drawings and give us an additional print of the same.

2. The second floor framing is required to be of mill construction.

3. The Ordinance requires that the stairway between the first and second floors be enclosed in the second story as well as in the first story, and that all of the doors opening into the stairway enclosure whether in the basement, first story or second story be made self-closing fire doors. They are marked on the plan "automatic". Self-closing in this connection designates a door that is kept closed all of the time by a check or other suitable device. The threshold of the door leading from the garage to the cellar stairs should be raised at least 6 inches above the level of the garage floor and should be of incombustible material. The fire doors may be metal covered doors and the door fra[illegible] the first and second stories may be metal covered, but th[illegible] door frame at the foot of the cellar stairs is required to [illegible] metal.

4. I do not understand the type of construction or the purpose of the sloping roof in the rear of the two story portion of the building. Apparently there are double doors at the top of the stairs leading into some space under this sloping roof or else to the roof itself. Please advise.

5. Some of the sash in the building are indicated to be of wood. All of the windows except show windows except show windows are re-

quired to be metal sash and also please note that all of the glass in either large or small exterior doors except the main entrance door are required to be glazed with wire glass.

6. Please note that all waste pipes and sewers serving the garage floor are to be equipped with proper traps especially adapted for inflammable liquid as required by the Plumbing Ordinance.

7. It is noted in various planes that you propose to provide plastered ceilings upon mill construction. Section 288, Paragraph 1 of the Building Ordinance requires that the strapping or furring be of incombustible material in such a case.

8. The two masonry piers one on either side of the entrance door are not heavy enough. From the drawings, it appears that each is one foot by three feet and eleven or twelve feet of unsupported height. A masonry pier of this type is not permitted to be more than ten times its least dimension in unsupported height. In addition to this, these piers carry a rather sizable load,—about 65,000 pounds, and it is my belief that the construction you have shown is not adequate. These piers also have a limestone facing apparently four inches thick. If this limestone facing is to be considered as a structural part of the pier, every other course must be made at least eight inches thick and bonded into the brickwork of the pier for a distance of not less than four inches.

9. The shield over the large windows and door in both north and south elevations of the wide rear portion of the building require fire proofing as this steel is on a span of more than ten feet and carries a masonry wall of some height.

10. It is assumed that since the heavy roof timbers over the show room are to be concealed that they will not be dressed. If they are to be dressed on more than one side, they are practically all too light. Even if not dressed, the 6x10 timbers on a 19 foot span and 6 foot from center to center figure to be substantially overloaded, and the 6x12 timbers on all spans over 20 feet also figure to be substantially overloaded.

11. It is not clear how the west end of the most northerly of the 15-inch I-beam over the stock room on the second floor is to get its support in the second story. There is a note on the framing plan of the second floor upon Sheet 3 of the drawings indicating that there is to be a three and one-half inch Lally column from second to first floor, but we can discover no indication of a Lally column in the second story.

12. I believe that it would be advisable to provide pilasters at each pier supporting the westerly end of the roof trusses, and this would also, of course, require some change in the foundation. This is not only customary, but with the 12-inch wall underneath you could hardly use a wider bearing plate than ten inches, and in order to reduce the required bearing, it will doubtless be necessary to provide an extra long plate which in turn would need to be considerably thicker than usual in order to check out. I believe that the same reasoning would apply to the supports of the 26-inch Bethlehem beam on either side of the building which supports in each case, one end of a roof truss.

13. The owners have made application for this permit and have given us the estimated cost of $30,000. It hardly seems possible that this figure would cover the building as set forth in the general contract, and it is noted in the specifications that painting, plumbing, heating, electric wiring and fixtures and sprinkler are not included in the contract.

There are a few items of the steel work including the roof trusses which have not been checked in this office so that the criticisms contained in this letter do not include these details.

Will you be kind enough to change the plans to indicate the required details and furnish promptly to this office as the owners appear to be in somewhat of a hurry for their general permit.

Very truly yours,

Inspector of Buildings.

CC-Shwartz & Rosenberg
GM/EP

Please give this office the total amount of the general contract concerning which you have accurate figures at this time, and also the estimated amount of the painting, plumbing, heating, electric wiring and fixtures and sprinkler system, so that we may adjust the cost upon the application for the permit and also the fee.

Warren McDonald

8388

January 9, 1929

Mr. H. W. Rhodes
574A Congress Street
Portland, Maine

Dear Mr. Rhodes:

A check of the revised plans of the garage for Shwartz and Rosenberg at 528-530 Forest Avenue reveals that the 6x10 timbers in the roof over the second story stock room are light. You have corrected the discrepancy in the roof over the show room by moving the timbers apparently so that they are 4 feet and 6 inches from center to center, but no change has been made in the 6x10 timbers in the other part of the high roof.
It should be borne in mind that although these timbers do not carry any plastered ceiling, they are required to be dressed on all sides which reduces their allowable load to such an extent as to make them too light.

Outside of the above, I believe there is still just one question unsettled, and that is the question of whether or not metal furring is to be used in the ceiling over the shoe room and in the ceiling under the second story. The owners have agreed to get from you a detail showing the proposed supports of these two ceilings with their relative position with relation to the timbers of the roof in the one case and the timbers of the second floor in the other case.

Very truly yours,

(Signed) Warren McDonald

Inspector of Buildings.

CC-F. W. Cunningham & Son
Shwartz & Rosenberg
It is understood that you intend to raise the estimated valuation of this building from $30,000 to $45,000 and adjust the fee accordingly.

Warren McDonald

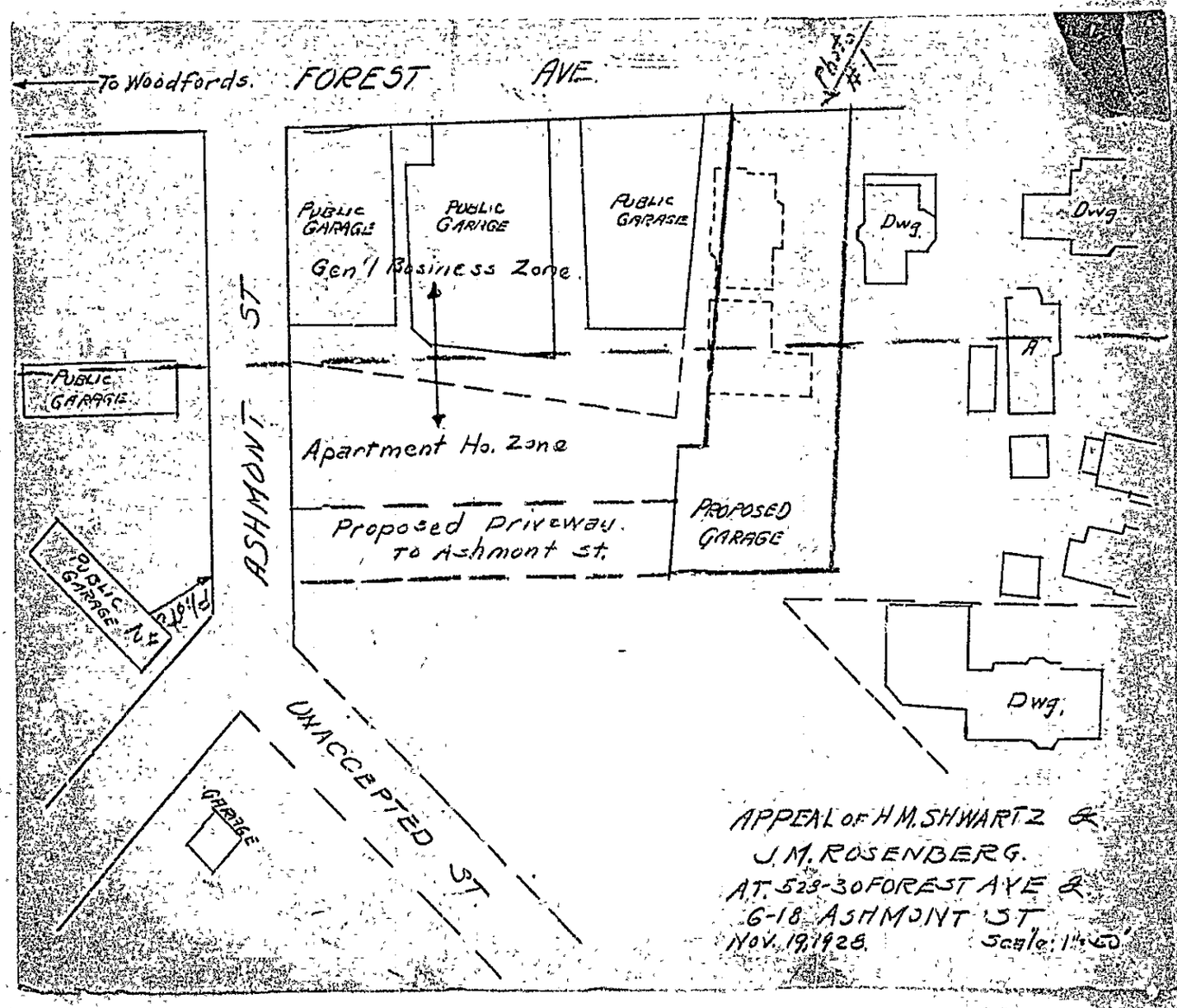
To Woodfords.
FOREST AVE.
Photo #1
PUBLIC GARAGE
PUBLIC GARAGE
PUBLIC GARAGE
Gen'l Business Zone
Dwg.
Dwg.
A
PUBLIC GARAGE
ASHMONT ST
Apartment Ho. Zone
Proposed Driveway to Ashmont St.
PROPOSED GARAGE
PUBLIC GARAGE
Dwg.
UNACCEPTED ST
GARAGE
APPEAL OF H.M. SHWARTZ &
J.M. ROSENBERG.
AT 523-30 FOREST AVE &
6-18 ASHMONT ST
Nov. 19, 1928.
Scale: 1" = 20'

City of Portland, Maine

Petition to the City Council to Permit

Garage for Business purposes and gasoline filling station

On the Property at 528-530 Forest Avenue and 8-16 Ashmont Street.

19

To the City Council:

Your petitioners, Harry M. Shwartz & Jesse M. Rosenberg, who are the owners of property at 528-530 Forest Avenue and 8-16 Ashmont St. respectfully petitions the City Council of the City of Portland to permit on this property, garage for business purposes and gasoline filling station such use being otherwise excluded, the property being located in an Apartment House Zone.

Attached hereto are the written consents to this proposed use of the owners of seventy-five per cent of the frontage set forth in Section 10, Paragragh f of the Zoning Ordinance.

November 13, 1928.

To Whom It May Concern:

The Committee on Zoning and Building Ordinance Appeals will hold a public hearing in Room 35, City Hall, Thursday afternoon, November 15th at four o'clock upon the petition of Jesse M. Rosenberg and Harry M. Shwartz for the right to erect a garage for business purposes upon the property having frontage at 528-530 Forest Avenue and 8-16 Ashmont Street.

The frontage upon Forest Avenue is in a General Business Zone where such a garage is permitted under the Zoning law, but the frontage on Ashmont Street and the entire rear part of the lot is in an Apartment House Zone where such a garage can only be permitted by the City Council after petition accompanied by the written consents of certain property owners in the neighborhood.

All persons interested either for or against the above petition will be heard at the above time and place.

COMMITTEE ON ZONING AND BUILDING ORDINANCE APPEALS.

CITY OF PORTLAND, MAINE

IN THE CITY COUNCIL.

November 13, 1928.

Messers Jesse M. Rosenberg & Harry M. Shwartz
102 Exchange Street
Portland, Maine.

Gentlemen:

The Committee on Zoning and Building Ordinance Appeals will hold a public hearing, Thursday afternoon, November 15th at four o'clock in Room 35, City Hall your petition to the City Council for the right to a garage for business purposes with frontage at 52 Forest Avenue and 8-16 Ashmont Street.

You or some representative should be pres... at the above hearing to support your petition as failure to appear will be construed as withdrawal of the petition and will be so reported to the City Council.

COMMITTEE ON ZONING AND BUILDING
ORDINANCE APPEALS.

November 19, 1928.

To the City Council:

The Committee on Zoning and Building Ordinance Appeals to whom was referred the petition of Harry M. Shwartz and Jesse M. Rosenberg seeking permission to erect on the property at 528-530 Forest Avenue and 8-16 Ashmont Street a garage for business purposes and gasoline filling station, reports as follows:

A public hearing has been held upon this petition at which no opponents appeared. The Commissioner of Public Works reports that there is filed the written consents to this establishment of the owners of seventy-five per-cent of all the frontage of the neighboring property required by Section 10, Paragraph f of the Zoning Ordinance.

Recommended that the petition be sustained and the permit granted subject to the filing of satisfactory plans with the Inspector of Buildings and subject to full compliance with the Building Ordinance.

Committee on Zoning and Building Ordinance Appeals.

November 19, 1928.

Public Hearing Upon the Petition of Harry M. Shwartz
and Jesse M. Rosenberg at 528-530
Forest Avenue and 8-16 Ashmont St.

A public hearing upon the petition of Harry M. Shwartz and Jesse M. Rosenberg with relation to the establishment of a garage for business purposes and a gasoline filling station on the property at 528-530 Forest Avenue and 8-16 Ashmont Street, was held before the Committee on Zoning and Building Ordinance Appeals on November 15th, 1928.

Mr. Shwartz and Mr. Rosenberg both appeared in support of the petition. No opponents appeared. Mr. Harry May of the Public Works Department gave a partial report of the written consents of neighboring property owners stating that the total of consents required had not yet been secured.

Inspector of Buildings.

WM/EP

For Schwartz & Rosenberg garage

HERBERT W. RHODES
ARCHITECT
574A CONGRESS STREET
PORTLAND, MAINE

January 11, 1929.

Mr. Warren McDonald,
Inspector of Buildings,
Portland, Maine.

Dear Mr. McDonald: RE: SHWARTZ & ROSENBERG GARAGE.

I have your letter regarding the garage for Shwartz & Rosenberg to be erected on Forest Avenue, Portland, Maine.

Inreply will say we had figured the 8 x 10 timbers over the second floor store room to be undressed which, according to our figures, checked out for the load they are carrying. If you disagree with us kindly call Mr. Millward and make an appointment with him so that you can compare figures and find the discrepancy.

Regarding the hung ceiling will say we had intended using a 13/16 Hi Rib lath with the rib up for the ceiling of the offices under the second floor which takes the place of furring and is ample in strength to support the plaster. Messrs. Shwartz and Rosenberg advised me they had a conference with you in which you allowed them to use the ceiling over the show room to be hung on 2x4s in the usual manner of hung ceiling in second class construction and the contract has been let on this basis. If there is any further discussion regarding this I think the matter should be straightened out with them rather than with me as they have given me this advice. As they intend sprinkling this entire building, I feel that this method is as safe against fire as the other because any fire hot enough to destroy this show room, metal or no metal, the building would be destroyed.

Ok Dept
Inspr 1/11/29

HWR/E

Sincerely yours,

H.W.RHODES

by H.W. Rhodes.

cc. Shwartz & Rosenberg
F.W.Cunningham & Son

HERBERT W. RHODES
ARCHITECT
574A CONGRESS STREET
PORTLAND, MAINE

January 7, 1929.

Mr. Warren McDonald,
Inspector of Buildings,
Portcand, Maine.

Dear Mr. McDonald:

Today we sent you revised plans of what we expect to be our final set of plans for the garage at 530 Forest Avenue for Shwartz & Rosenberg.

I think these comply with the changes suggested in your letter of recent date and we will be glad to coonerate with you further upon your suggestions.

Enclosed please find letter required by the Code which I trust is satisfactory.

Thanking you for an early advice of any changes, I am,

Sincerely yours,

HWR/E

Enc.

H. W. RHODES
by H W Rhodes

HERBERT W. RHODES
ARCHITECT
574A CONGRESS STREET
PORTLAND, MAINE

January 7, 1929.

Mr. Warren McDonald,
Inspector of Buildings,
Portland, Maine.

Dear Mr. McDonald:

These plans, three (3) sheets, and specifications accompanying the same, covering the erection of a garage for Shwartz & Rosenberg, 530 Forest Avenue, Portland, Maine, have been designed and drawn up by the undersigned according to the latest rules of engineering practice and to comply with the allowable working stresses, floor loads, etc., required by the building code of the City of Portland.

HW^A/E

Sincerely yours,

H.W. RHODES
by Hw Rhodes.

(A) APARTMENT HOUSE ZONE
(G) GENERAL BUSINESS ZONE

Permit

ISSUED 12-29-28

APPLICATION FOR PERMIT

Class of Building or Type of Structure Mill Construction

Portland, Maine, December 22, 1928

To the INSPECTOR OF BUILDINGS, PORTLAND, ME.

The undersignd hereby applies for a permit to erect ~~alter install~~ the following building ~~structure equipment~~ in accordance with the Laws of the State of Maine, the Building Code of the City of Portland, plans and specifications, if any, submitted herewith and the following specifications:

Location 528-530 Forest Avenue Ward 6 Within Fire Limits? No Dist. No. _____
16-18 Belmont St. 102 Exchange St.

Owner's or ~~Lessee's~~ name and address Jesse M. Rosenberg and Harry H. Shwarts Telephone F 4080

Contractor's name and address not let Telephone _____

Architect's name and address _____

Proposed use of building Public Garage and salesroom No. families _____

Other buildings on same lot _____

Description of Present Building to be Altered

Material _____ No. stories _____ Heat _____ Style of roof _____ Roofing _____

Last use _____ No. families _____

General Description of New Work

To erect one and two story brick and stone building as per plans submitted
Building to be fully equipped with standard automatic sprinkler system
Application is made herein for a preliminary permit to cover excavation and foundation only in advance of the general permit and the owners assume full responsibility for the compliance of the plans for the foundation with the Building Law since the preliminary permit is desired before time is given to check the plans.

Petition granted and permit Ordered by City Council 11/19/28

Details of New Work

Size, front 58' depth 216' No. stories 1-2 Height average grade to highest point of roof _____

To be erected on solid or filled land? solid earth or rock? earth

Material of foundation Concrete Thickness, top _____ bottom _____

Material of underpinning _____ Height _____ Thickness _____

Kind of roof _____ Roof covering _____

No. of chimneys _____ Material of chimneys _____ of lining _____

Kind of heat _____ Type of fuel _____ Distance, heater to chimney _____

If oil burner, name and model _____

Capacity and location of oil tanks _____

Is gas fitting involved? _____ Size of service _____

Corner posts _____ Sills _____ Girt or ledger board? _____ Size _____

Material columns under girders _____ Size _____ Max. on centers _____

Studs (outside walls and carrying partitions) 2x4-16" O.C. Girders 6x8 or larger. Bridging in every floor and flat roof span over 8 feet. Sills and corner posts all one piece in cross section.

Joists and rafters: 1st floor _____, 2nd _____, 3rd _____, roof _____

On centers: 1st floor _____, 2nd _____, 3rd _____, roof _____

Maximum span: 1st floor _____, 2nd _____, 3rd _____, roof _____

If one st ng with masonry walls, thickness of walls? _____ height? _____

If a Garage

No. cars now accommodated on same lot _____, to be accommodated _____

Total number commercial cars to be accommodated _____

Will automobile repairing be done other than minor repairs to cars habitually stored in the proposed building? _____

Miscellaneous

Will above work require removal or disturbing of any shade tree on a public street? no

Plans filed as part of this application? yes No. sheets 3 Pro.found. 1.00

Estimated cost $ 30,000. 45,000 Fee $ 15.00 $16.00 7.50

Will there be in charge of the above work a person competent to see that the State and City requirements pertaining thereto are observed? Yes

Approved.
INSPECTION COPY
12/26/28
Chas. A. Sanborn.

Signature of owner Jesse M. Rosenberg + Harry H. Shwarts
By Jesse M. Rosenberg

Ward 8 Permit No. P 29/41 M

Location 528-530 Forest Ave

Owner J. M. Rosenberg et al

Date of permit 1/14/28

Notif. closing-in 3/6/29 11:15 AM

Inspn. closing-in

Final Notif.

Final Inspn. 5/16/29 OK Inspr

✓ Cert. of Occupancy issued

NOTES

1/16/29 - [illegible] - tow
cold to lay brick in th
safety [illegible] they
[illegible] laying and
[illegible] about 20 courses
high on north
walls. [illegible]

2/1/29 - 13 [illegible]
[illegible] done except
front. Placing form
on [illegible]

5/16/29

Cook-Ripley Inc
530 Forest Ave.

2-10 bbl Tanks
2-5 gal Outside
Pumps.

Pumps to be about
20'-25' from building

Rear Exit and yard

Stock-Room

Front Entrance

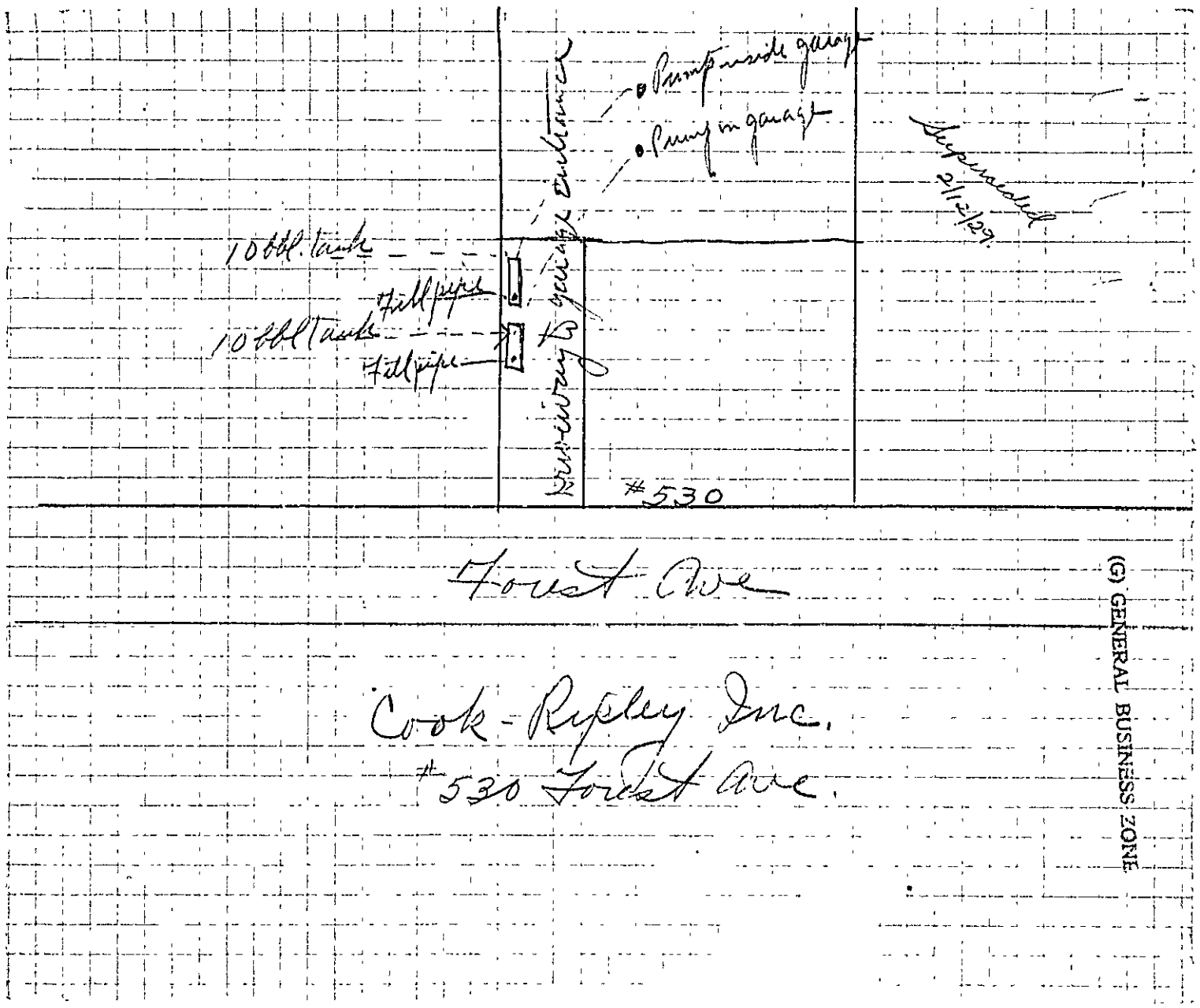

(G) GENERAL BUSINESS ZONE

GENERAL BUSINESS ZONE

Permit No. 6034

APPLICATION FOR PERMIT

Class of Building or Type of Structure Gasoline Installation

JAN 11 1929

Portland, Maine, January 8, 1929

To the INSPECTOR OF BUILDINGS, PORTLAND, ME.

The undersignd hereby applies for a permit to ~~erect, alter~~ install the following ~~building structure~~ equipment in accordance with the Laws of the State of Maine, the Building Code of the City of Portland, plans and specifications, if any, submitted herewith and the following specifications:

Location 530 Forest Avenue Ward 8 Within Fire Limits? No Dist. No. _____

Owner's ~~or Lessee's~~ name and address Cook & Ripley, Inc. Telephone _____

Contractor's name and address Standard Oil Co. of N. Y. 48 Main St. So. Portland Telephone F 7700

Architect's name and address _____

Proposed use of building Garage No. families _____

Other buildings on same lot _____

Description of Present Building to be Altered

Material _____ No. stories _____ Heat _____ Style of roof _____ Roofing _____

Last use New No. families _____

General Description of New Work

To install two 550 gallon tanks for gasoline (outside underground) and two 5-gallon pumps (inside building). New installation. Public Use

Storage applied for 1/7/29

Details of New Work

Size, front _____ depth _____ No. stories _____ Height average grade to highest point of roof _____

To be erected on solid or filled land? _____ earth or rock? _____

Material of foundation _____ Thickness, top _____ bottom _____

Material of underpinning _____ Height _____ Thickness _____

Kind of roof _____ Roof covering _____

No. of chimneys _____ Material of chimneys _____ of lining _____

Kind of heat _____ Type of fuel _____ Distance, heater to chimney _____

If oil burner, name and model _____

Capacity and location of oil tanks _____

Is gas fitting involved? _____ Size of service _____

Corner posts _____ Sills _____ Girt or ledger board? _____ Size _____

Material columns under girders _____ Size _____ Max. on centers _____

Studs (outside walls and carrying partitions) 2x4-16" O.C. Girders 6x8 or larger. Bridging in every floor and flat roof span over 8 feet. Sills and corner posts all one piece in cross section.

Joists and rafters: 1st floor _____, 2nd _____, 3rd _____, roof _____

On centers: 1st floor _____, 2nd _____, 3rd _____, roof _____

Maximum span: 1st floor _____, 2nd _____, 3rd _____, roof _____

If one story building with masonry walls, thickness of walls? _____ height? _____

If a Garage

No. cars now accommodated on same lot _____, to be accommodated _____

Total number commercial cars to be accommodated _____

Will automobile repairing be done other than minor repairs to cars habitually stored in the proposed building? _____

Miscellaneous

Will above work require removal or disturbing of any shade tree on a public street? no

Plans filed as part of this application? yes No. sheets 1

Estimated cost $ 550.

Fee $ .75

Will there be in charge of the above work a person competent to see that the State and City requirements pertaining thereto are observed? Yes

APPROVED

INSPECTION COPY

Chief of Fire Dept.

Signature of owner Cook & Ripley, Inc.
By Standard Oil Co. of N. Y.
By N. K. Brewer

4411

Ward 8 Permit No. 29/34

L 530 Forest Ave

Owner Cox & Ripley Inc

Date of permit 1/11/29

N sing-in

Inspn. closing-in

I if.

Final Inspn.

Cert. of Occupancy issued

NOTES

Not installed 1/29/29

Permit No. 2324

NOV 2 1928

APPLICATION FOR PERMIT

Class of Building or Type of Structure Third Class

Portland, Maine, November 1, 1928

To the INSPECTOR OF BUILDINGS, PORTLAND, ME.

The undersignd hereby applies for a permit to ~~erect~~ alter ~~install~~ the following building ~~structure equipment~~ in accordance with the Laws of the State of Maine, the Building Code of the City of Portland, plans and specifications, if any, submitted herewith and the following specifications:

Location 530 Forest Avenue Ward 8 Within Fire Limits? No Dist. No. ____

Owner's or ~~Lessee's~~ name and address Shwartz & Rosenberg, 102 Exchange St. Telephone ____

Contractor's name and address L. E. Rutland, 176 Coyle St. Telephone F 8614 M

Architect's name and address ____

Proposed use of building ____ No. families ____

Other buildings on same lot ____

Description of Present Building to be Altered

Material Wood No. stories 1½ Heat ____ Style of roof ____ Roofing ____

Last use Storage (formerly stable) No families ____

General Description of New Work

To demolish building 32 x 32'

Details of New Work

Size, front ____ depth ____ No. stories ____ Height average grade to highest point of roof ____

To be erected on solid or filled land? ____ earth or rock? ____

Material of foundation ____ Thickness,, top ____ bottom ____

Material of underpinning ____ Height ____ Thickness ____

Kind of roof ____ Roof covering ____

No. of chimneys ____ Material of chimneys ____ of lining ____

Kind of heat ____ Type of fuel ____ Distance, heater to chimney ____

If oil burner, name and model ____

Capacity and location of oil tanks ____

Is gas fitting involved? ____ Size of service ____

Corner posts ____ Sills ____ Girt or ledger board? ____ Size ____

Material columns under girders ____ Size ____ Max. on centers ____

Studs (outside walls and carrying partitions) 2x4-16" O.C. Girders 6x8 or larger. Bridging in every floor and flat roof span over 8 feet. Sills and corner posts all one piece in cross section.

Joists and rafters: 1st floor ____, 2nd ____, 3rd ____, roof ____

On centers: 1st floor ____, 2nd ____, 3rd ____, roof ____

Maximum span: 1st floor ____, 2nd ____, 3rd ____, roof ____

If one story building with masonry walls, thickness of walls? ____ height? ____

If a Garage

No. cars now accommodated on same lot ____, to be accommodated ____

Total number commercial cars to be accommodated ____

Will automobile repairing be done other than minor repairs to cars habitually stored in the proposed building? ____

Miscellaneous

Will above work require removal or disturbing of any shade tree on a street? no

Plans filed as part of this application? no No. sheets ____

Estimated cost $ ____ Fee $ 1.00

Will there be in charge of the above work a person competent to see that the State and City requirements pertaining thereto are observed? Yes

Signature of owner Shwartz & Rosenberg By Lyle Rutland

INSPECTION COPY

7997

Ward 8 Permit No. 28/9344

Location 530 Forest Ave

Owner Schwartz & Rosenberg

Date of permit 11/1/28

Notif. closing-in

Inspn. closing-in

Final Notif.

Final Inspn.

Cert. of Occupancy issued

NOTES

NOTHING

THERE SO

Location, ownership, and detail must be correct, complete and legible. Separate application required for every building.

APPLICATION FOR PERMIT TO BUILD
A PRIVATE GARAGE

Portland, Me., April 23,1924 *19*

TO THE

INSPECTOR OF BUILDINGS

The undersigned hereby applies for a permit to build, according to the following Specifications:-

Location 530 Forest Avenue Fire Districts no Ward 8

Name of owner is? F E Wheeler Address 530 Forest Ave

Name of mechanic is? owner Address

Proposes occupancy of building (purpose)? steel Private garage for one cars only, and no space to be let.

Not nearer than two feet from any lot line, will not obstruct windows of adjoining property.

A Pyrene fire extinguisher to be kept in garage.

Size of building, No. of feet front? 10ft ; No. of feet rear? 10ft ; No. of feet deep? 18ft

No. of stories? 1

No. of feet in height from the mean grade of street to the highest part of the roof? 12ft

Floor to be? cinder

Will the roof be flat, pitch, mansard, or hip? pitch Material of roofing? steel

Will there be a chimney? no Will the flues be lined? No stoves to be used.

Will the building conform to the requirements of the law? yes

Will the building be as good in appearance as other surrounding buildings? yes

Have you or any person acting for you previously applied for a permit to build a private garage? no

If so, state the particulars

Estimated Cost, $ 160.

Signature of owner or authorized representative, F E Wheeler

Address, 530 Forest Ave

Tel 4972

No 67

APPLICATION FOR

PRIVATE GARAGE

LOCATION

No. 530 Forest Ave

524-528

WARD 8

PERMIT GRANTED

Apr 23, 1924 192

Location, Ownership and detail must be correct, complete and legible.
Separate application required for every building.
Plans must be filed with this application.

Application for Permit for Alterations, etc.

Portland, Ar-11 2, 1920 191

To the INSPECTOR OF BUILDINGS:

The undersigned applies for a permit to alter the following-described building:—

Location 530 Forest Avenue — Ward, 8 — in fire-limits? no

Name of Owner or Lessee, F. E Wheeler — Address 530 Forest Avenue

" " Contractor, R. B. Low & Sons — " 94 Allen Avenue

" " Architect,

Description of Present Bldg.

Material of Building is wood — Style of Roof, pitch — Material of Roofing, shingle

Size of Building is 44ft feet long; 28ft feet wide. No of Stories, 2

Cellar Wall is constructed of stone is inches wide on bottom and batters to inches on top.

Underpinning is brick is inches thick; is feet in height.

Height of Building, 38ft Wall, if Brick; 1st, 2d, 3d, 4th, 5th,

What was Building last used for? dwelling — No. of Families? 2

What will Building now be used for? same

DETAIL OF PROPOSED WORK

Build addition 8x10, one story high with flat tin roof, to comply with the building ordinance

Estimated Cost $400.

IF EXTENDED ON ANY SIDE

Size of Extension, No. of feet long? ; No. of feet wide? ; No. of feet high above sidewalk?

No. of Stories high? ; Style of Roof? ; Material of Roofing?

Of what material will the Extension be built Foundation?

If of Brick, what will be the thickness of External Walls? inches; and Party Walls inches

How will the extension be occupied? How connected with Main Building?

WHEN MOVED, RAISED OR BUILT UPON

No. of Stories in height when Moved, Raised, or Built upon? Proposed Foundations

No. of feet high from level of ground to highest part of Roof to be?

How may feet will the External Walls be increased in height? Party Walls

IF ANY PORTION OF THE EXTERNAL OR PARTY WALLS ARE REMOVED

Will an opening be made in the Party or External Walls? in Story.

Size of the opening? How protected?

How will the remaining portion of the wall be supported?

Signature of Owner or Authorized Representative F E Wheeler

Address 530 Forest Ave

PERMIT MUST BE OBTAINED BEFORE BEGINNING WORK

3 2 4 0 4

PERMIT GRANTED

April 2, 1920 191

Permit filled out by

Number

530 Forest Avenue

FINAL REPORT

191

Has the work been completed in accordance with this application and plans filed and approved?

Law been violated? Doc. No. of 191

Nature of violation?

Violation removed, when? 191

Estimated cost of alterations, etc., $

Inspector of Buildings.

City of Portland.

6-29-191 2

To the Inspector of Buildings of the City of Portland:

The undersigned respectfully makes application for a permit to erect enlarge a building on Forest street, at number 530
to be one stories high, 20 feet long, 18 feet wide; also an addition to be stories high, feet long, feet wide, and to be used as a Garage

The material to be used in the erection enlargement of said building is to be as follows:

Exterior walls to be made of Wood
Roof to be made of Tar
Gutters to be made of Wood
Cornices to be made of "
Bay windows to be made of None
Dormer windows to be made of "
The builder is F. E. Wheeler Address 530 Forest Ave
The architect is Address
The owner is Same Address

(Applicant to sign here). F. E. Wheeler

3735

OFFICE OF
INSPECTOR OF BUILDINGS,
FOR THE
CITY OF PORTLAND.
OFFICE HOURS:
10-11 A. M. 4-5 P. M

The above petition was granted the day of 191

~~530~~ Forest Ave
594-596

Approved

PERMIT NO. 3725
DATE OF ISSUE 6-29-12
LOCATION
S.E. Forest Ave.