

97-101 PITT STREET



FILL IN AND SIGN WITH INK

APPLICATION FOR PERMIT FOR HEATING, COOKING OR POWER EQUIPMENT

January 9, 1967

Portland, Maine, ...

PERMIT ISSUED 00025 JAN 9 1967 CITY of PORTLAND

To the INSPECTOR OF BUILDINGS, PORTLAND, ME.

The undersigned hereby applies for a permit to install the following heating, cooking or power equipment in accordance with the Laws of Maine, the Building Code of the City of Portland, and the following specifications:

Location 101-103 Pitt St. Use of Building Dwelling No. Stories 2 1/2 New Building Existing " Name and address of owner of appliance Mrs. Nabel Torbox, 79 Leighton Rd, Falmouth Installer's name and address Randall & McAllister 84 Commercial St. Telephone Mr. Kilgore - State License #512

General Description of Work

To install Oil-fired steam boiler (replacement) 1st. floor

IF HEATER, OR POWER BOILER

Location of appliance Basement Any burnable material in floor surface or beneath? none If so, how protected? Kind of fuel? oil Minimum distance to burnable material, from top of appliance or casing top of furnace 3' From top of smoke pipe 3' From front of appliance over 4' From sides or back of appliance over 3' Size of chimney flue 8x12 Other connections to same flue none If gas fired, how vented? Rated maximum demand per hour Will sufficient fresh air be supplied to the appliance to insure proper and safe combustion? yes

IF OIL BURNER

Name and type of burner Timken-gentype rotary Labelled by underwriters' laboratories? yes Will operator be always in attendance? Does oil supply line feed from top or bottom of tank? bottom Type of floor beneath burner concrete Size of vent pipe 1 1/2" Location of oil storage basement Number and capacity of tanks 275 existing Low water shut off Yes Make McD-Miller No. 169 Will all tanks be more than five feet from any flame? yes How many tanks enclosed? Total capacity of any existing storage tanks for furnace burners

IF COOKING APPLIANCE

Location of appliance Any burnable material in floor surface or beneath? If so, how protected? Height of Legs, if any Skirting at bottom of appliance? Distance to combustible material from top of appliance? From front of appliance From sides and back From top of smokepipe Size of chimney flue Other connections to same flue Is hood to be provided? If so, how vented? Forced or gravity? If gas fired, how vented? Rated maximum demand per hour

MISCELLANEOUS EQUIPMENT OR SPECIAL INFORMATION

.....

Amount of fee enclosed? \$2.00 (\$2.00 for one heater, etc., \$1.00 additional for each additional heater, etc., in same building at same time.)

APPROVED: OS 1-9-67 [Signature]

Will there be in charge of the above work a person competent to see that the State and City requirements pertaining thereto are observed? yes Randall & McAllister

by: [Signature] Mr. Kilgore

Signature of Installer

INSPECTION COPY


CS 300

[Handwritten mark]

Permit No. 67/25
 Location 101-103 Pitt St
 Owner Mrs. Mabel Jarboe
 Date of permit 1/9/67
 Approved 1/13/67 J. Montgomery

NOTES

1	Fill Pipe	
2	Vent Pipe	
3	Kind of Unit	
4	Enter R. J. & Supports	
5	Flame & Label	
6	Stack Control	
7	High Limit Control	
8	Remote Control	
9	Piping Support	
10	Valves in Line	
11	Capacity of Tank	
12	Tank	
13	Time	
14	Oil Control	
15	Instruction Card	
16	Low Water Shut-off	



CITY OF PORTLAND, MAINE
Application for Permit to Install Wires

Permit No. **55495**
 Issued

Portland, Maine December 19 **19 66**

To the City Electrician, Portland, Maine:

The undersigned hereby applies for a permit to install wires for the purpose of conducting electric current, in accordance with the laws of Maine, the Electrical Ordinance of the City of Portland, and the following specifications:

(This form must be completely filled out — Minimum Fee, \$1.00)

Owner's Name and Address **Mrs. Mabel Tarbox, 79 Leighton Rd., Fal.** Tel.
 Contractor's Name and Address **Randall & Mc Allister, 84 Comm. St.** Tel.
 Location **101-103 Pitt Street** Use of Building ..
 Number of Families **2** Apartments Stores Number of Stories **2**
 Description of Wiring: New Work **X** Additions Alterations
 Install Model **GBH-125 Timken Boiler Burner Unit-Steam controls-Replacement**
 Pipe . Cable Metal Molding BX Cable Plug Molding (No. of feet)
 No. Light Outlets Plugs . Light Circuits Plug Circuits
FIXTURES: No. Light Switches Fluor. or Strip Lighting (No. feet)
SERVICE: Pipe Cable . Underground No. of Wires Size ..
METERS: Relocated Added Total No. Meters
MOTORS: Number Phase H. P. Amps Volts Starter
HEATING UNITS: Domestic (Oil) **1** No. Motors **1** Phase **1** H.P. **1/40**
 Commercial (Oil) No. Motors Phase H.P.
 Electric Heat (No. of Rooms)
APPLIANCES: No. Ranges Watts Brand Feeds (Size and No)
 Elec. Heaters Watts
 Miscellaneous Watts Extra Cabinets or Panels
 Transformers Air Conditioners (No. Units) Signs (No. Units)
 Will commence **Dec. 16 1966** Ready to cover in **19** Inspection **Dec. 23 19 66**
 Amount of Fee \$ **2.00**

Signed **Randall & Mc Allister**

DO NOT WRITE BELOW THIS LINE

SERVICE	METER		GROUND ..			
VISITS: 1	2	3	4	5	6	
7	8	9	10	11	12	

REMARKS:

INSPECTED BY

[Signature]
 (OVER)

PERMIT TO INSTALL PLUMBING

Address 101 Pitt Street **14573** PERMIT NUMBER

Installation Fee: H. G. Tarbox

Owner of Bldg. H. G. Tarbox

Owner's Address: Same

Plumbers George T. Boyd Date: 10-12-64

NEW REPT. PROPOSED INSTALLATIONS NUMBER FEE

	SINKS		
	LAVATORIES		
	TOILETS		
	BATH TUBS		
	SHOWERS		
	DRAINS		
	HOT WATER TANKS		
	TANKLESS WATER HEATERS	1	\$ 2.00
	GARBAGE GRINDERS		
	SEPTIC TANKS		
	HOUSE SEWERS		
	ROOF LEADERS (Conn. to house drain)		

3

Date Issued 10-12-64

By J. P. Welch
 PORTLAND PLUMBING INSPECTOR

APPROVED FIRST INSPECTION

Date 10-19-64

By J. P. Welch
 APPROVED FINAL INSPECTION

By JOSEPH P. WELCH
 CHIEF PLUMBING INSPECTOR

- TYPE OF BUILDING
- COMMERCIAL
 - RESIDENTIAL
 - SINGLE
 - MULTI FAMILY
 - NEW CONSTRUCTION
 - REMODELING

PORTLAND HEALTH DEPT. PLUMBING INSPECTION

TOTAL \$ 2.00



FILL IN AND SIGN WITH INK

APPLICATION FOR PERMIT FOR HEATING, COOKING OR POWER EQUIPMENT

Portland, Maine, Feb. 5, 1953

PERMIT ISSUED FEB 5 1953 CITY OF PORTLAND

To the INSPECTOR OF BUILDINGS, PORTLAND, MAINE

The undersigned hereby applies for a permit to install the following heating, cooking or power equipment in accordance with the Laws of Maine, the Building Code of the City of Portland, and the following specifications:

Location 101 Pitt St. Use of Building 2-family tenement No. Stories 3 New Building Existing " Name and address of owner of appliance Herbert G. Tarbox, 54 Exeter St. Installer's name and address Harris Oil Co., 202 Commercial St. Telephone 2-8304

General Description of Work

To install replace steam boiler and oil burning equipment

IF HEATER, OR POWER BOILER

Location of appliance basement Any burnable material in floor surface or beneath? no If so, how protected? Kind of fuel? oil Minimum distance to burnable material, from top of appliance or casing top of furnace 2' From top of smoke pipe 3' From front of appliance over 4' From sides or back of appliance over 3' Size of chimney flue 12x14 Other connections to same flue none If gas fired, how vented? Rated maximum demand per hour Will sufficient fresh air be supplied to the appliance to insure proper and safe combustion? yes

IF OIL BURNER

Name and type of burner General Electric Labeled by underwriter's laboratories? yes Will operator be always in attendance? Does oil supply line feed from top or bottom of tank? top Type of floor beneath burner concrete Location of oil storage basement Number and capacity of tanks existing If two 275-gallon tanks, will three-way valve be provided? Will all tanks be more than five feet from any flame? yes How many tanks fire proofed? Total capacity of any existing storage tanks for furnace burners 3-275 gal.

IF COOKING APPLIANCE

Location of appliance Any burnable material in floor surface or beneath? If so, how protected? Kind of fuel? Minimum distance to wood or combustible material from top of appliance From front of appliance From sides and back From top of smoke pipe Size of chimney flue Other connections to same flue Is hood to be provided? If so, how vented? Forced or gravity? If gas fired, how vented? Rated maximum demand per hour

MISCELLANEOUS EQUIPMENT OR SPECIAL INFORMATION

Automatic low water cut off to be provided

Amount of fee enclosed? 2.00 (\$2.00 for one heater, etc., 50 cents additional for each additional heater, etc., in same building at same time.)

APPROVED CH. 25-53 [Signature]

Will there be in charge of the above work a person competent to see that the State and City requirements pertaining thereto are observed? Yes

Harris Oil Co. [Signature]

Signature of Installer by:

INSPECTION COPY

1 Fill Pipe
 2 Vent Pipe
 3 Kind of Heat Steam
 4 Burner Branding & Support
 5 Name & Label
 6 Stack Control
 7 High Limit Control
 8 Remote Control
 9 Piping Support & Protection
 10 Valves in supply line
 11 Capacity of Tank
 12 Tank Rigidity & Support
 13 Tank Distance
 14 Oil Gauge
 15 Instruction Card
 16 Low Water Shut-off

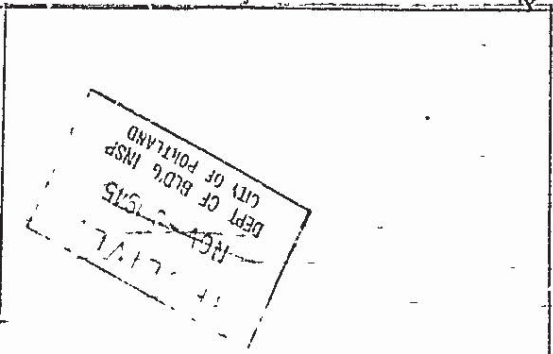

NOTES

Application for
 RT-15
 manual completed
 2-19-53 A check of installed
 May be created
 the casing area
 the tank has 3
 feet
 connected to
 is automatic
 not marked

Permit No. 53173
 Location 16 Pitt St
 Owner J. L. Pitt
 Date of permit 1/5/53
 Approved 2-19-53 WFM

Garage

RECEIVED
NOV 10 1935
DEPT. OF BLDG. INSP.
CITY OF PORTLAND



$4 \times 6 \text{ or } 4 \text{ square} = 3533.$
 $4 \times 4 \times 4 =$