A.DERSON AVE. - LITTLE DIAMOND
105-H-8-9-10-11-12 ISL.

Anderson Avenue, Little Diamond Island

Feb. 1, 1965

Mr. Stephen Burke
804 Main Street
West Newbury, Mass.

cc to: Theodore Rand
Little Diamond Island

Dear Mr. Burke:

Permit to construct a 2-story addition 12'x22' is being issued subject to plans received with application and in compliance with Zoning Ordinance and Building Code restrictions as follows:

1. If chimney is to be removed this office must be notified before work is started. If chimney is to remain it must be extended at least two feet above the highest point at which it comes in contact with the roof.

2. Sway bracing shall be provided under the new addition.

Very truly yours,

A. Allan Soule
Field Inspector

AASim

Anderson Ave. - Little Diamond Island - 1/24/65 - Allen
Lots - 105-H - 8, 9, 10, 11, 12

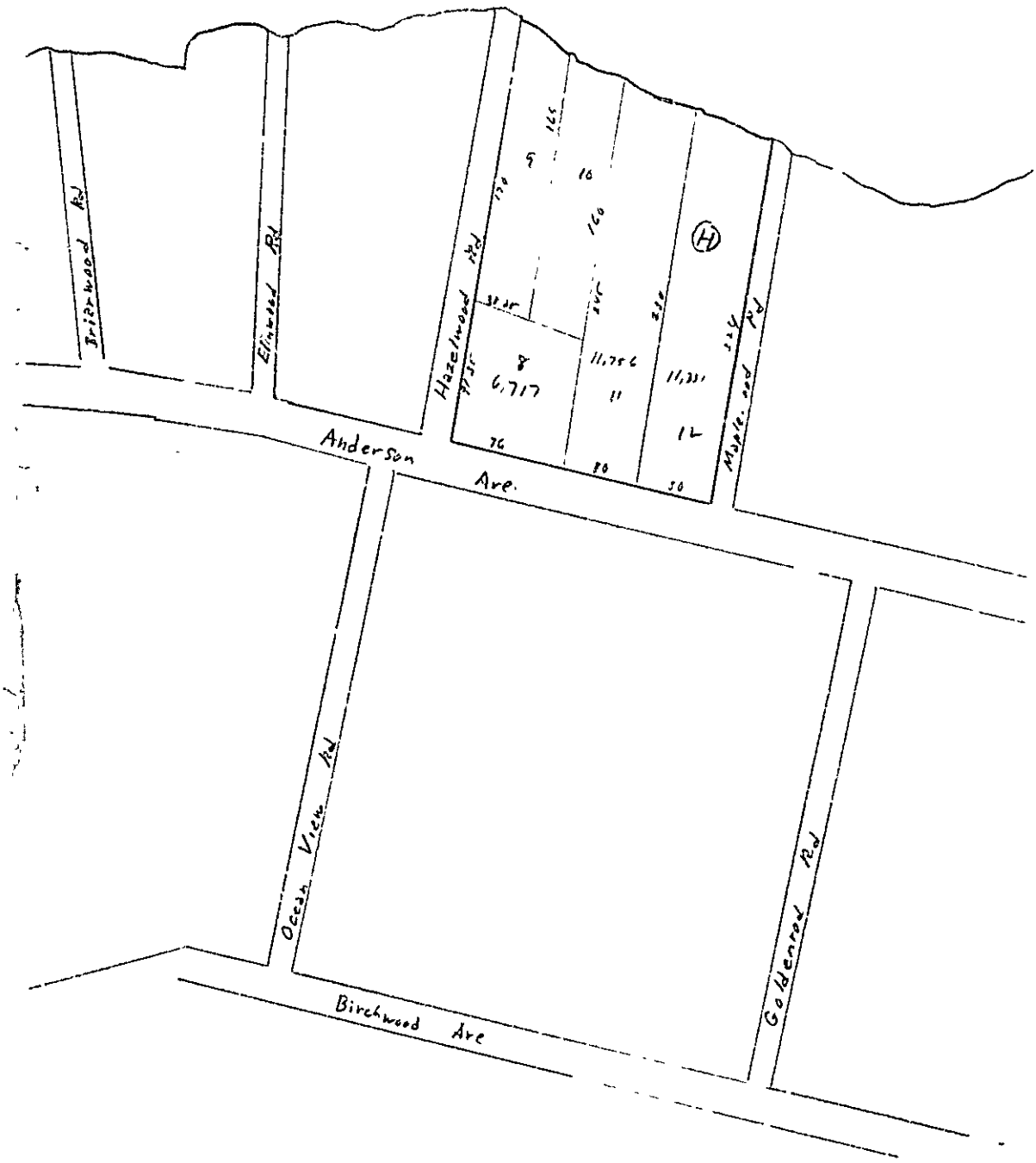

Anderson Ave. - Little Diamond Island. - 1/29/65 - Allen
105-H-1,9,10,11,12 House on Hazelwood Rd.
Addition
(R2)

CHECK AGAINST ZONING ORDINANCE

✓ Date - House before 4/15/57
✓ Zone location - R2.
✓ Interior or corner Lot - House on Hazelwood Rd
✓ 40 ft. setback area (Section 21) No - O.K
✓ Use - Addition - O.K
Sewage Disposal -
✓ Rear Yards - + O.K
✓ Side Yards - 140' - 70' - O.K
✓ Front Yards - 6' (20' needed)
✓ Projections - Porch - O.K
✓ Height - O.K
✓ Lot Area - 49,604° - O.K
✓ Building Area - 9,921°. House, addition & bldg 1,479°
✓ Area per Family - O.K
✓ Width of Lot - 261' - O.K
✓ Lot Frontage - 261' - O.K
Off-street Parking -

R2 RESIDENCE ZONE

PERMIT ISSUED
00097
FEB 1 1965
CITY of PORTLAND

APPLICATION FOR PERMIT

Class of Building or Type of Structure Third Class

Portland, Maine, January 26, 1965

To the INSPECTOR OF BUILDINGS, PORTLAND, MAINE

The undersigned hereby applies for a permit to erect alter repair demolish install the following building structure equipment in accordance with the Laws of the State of Maine, the Building Code and Zoning Ordinance of the City of Portland, plans and specifications, if any, submitted herewith and the following specifications:

Location Anderson Ave.Little Diamond Island(Lots Nos. 105-H-8,9,10,11,12) Within Fire Limits? ____ Dist. No. ____

Owner's name and address Stephen Burke, 804 Main St. West Newbury Mass. Telephone ____

Lessee's name and address ____ Telephone ____

Contractor's name and address owner Telephone ____

Architect ____ Specifications ____ Plans yes No. of sheets 1

Proposed use of building Cottage No. families 1

Last use " No. families 1

Material frame No. stories 2 Heat ____ Style of roof ____ Roofing ____

Other buildings on same lot ____

Estimated cost $ 1500.00 Fee $ 6.00

General Description of New Work

To demolish existing 12' x 22' porch on rear of dwelling.
To construct 2-story addition 12' x 22', rear of dweeling(same location).
To make other alterations as per plan.

Permit Issued with Letter

It is understood that this permit does not include installation of heating apparatus which is to be taken out separately by and in the name of the heating contractor. ***PERMIT TO BE ISSUED TO*** owner

Details of New Work

Is any plumbing involved in this work? ____ Is any electrical work involved in this work? ____

Is connection to be made to public sewer? ____ If not, what is proposed for sewage? ____

Has septic tank notice been sent? ____ Form notice sent? yes

Height average grade to top of plate ____ Height average grade to highest point of roof ____

Size, front ____ depth ____ No. stories ____ solid or filled land? ____ earth or rock? ____

Material of foundation concrete at least 4' below grade Thickness, top ____ bottom ____ cellar ____

Kind of roof ____ Rise per foot ____ Roof covering ____

No. of chimneys ____ Material of chimneys ____ of lining ____ Kind of heat ____ fuel ____

Framing Lumber–Kind ____ Dressed or full size? ____ Corner posts ____ Sills ____

Size Girder ____ Columns under girders ____ Size ____ Max. on centers ____

Studs (outside walls and carrying partitions) 2x4-16" O. C. Bridging in every floor and flat roof span over 8 feet.

Joists and rafters: 1st floor ____, 2nd ____, 3rd ____, roof ____

On centers: 1st floor ____, 2nd ____, 3rd ____, roof ____

Maximum span: 1st floor ____, 2nd ____, 3rd ____, roof ____

If one story building with masonry walls, thickness of walls? ____ height? ____

If a Garage

No. cars now accommodated on same lot ____, to be accommodated ____ number commercial cars to be accommodated ____

Will automobile repairing be done other than minor repairs to cars habitually stored in the proposed building? ____

APPROVED:
OK - 2/1/65 Allen

Miscellaneous

Will work require disturbing of any tree on a public street? no

Will there be in charge of the above work a person competent to see that the State and City requirements pertaining thereto are observed? yes

Stephen Burke

CS 391

INSPECTION COPY

Signature of owner by: Stephen Burke

Permit No. 65149

Location [illegible]

Owner [illegible]

Date of permit 2/1/66

Notif. closing-in

Inspn. closing-in

Final Notif.

Final Inspn.

Cert. of Occupancy issued

Staking Out Notice

Form Check Notice

NOTES

5/31/66 – MO work done. E.S.S.

Completed

PERMIT # 002715 CITY OF Portland BUILDING PERMIT APPLICATION MAP # _____ LOT# _____

Please fill out any part which applies to job. Proper plans must accompany form.

Owner: Thephane Woodruff

Address: 11 Tower Avenue Needham, Mass 02199

LOCATION OF CONSTRUCTION Little Diamond Island Lot99 Anderson Ave

CONTRACTOR: Home Inc. SUBCONTRACTORS: 603-679-5249

ADDRESS: PO Box 740 8 Main St. Epping, NH 03042

Est. Construction Cost 100,000. Type of Use: Single Family

Past Use: _____

Building Dimensions L ___ W ___ Sq. Ft. ___ # Stories ___ Lot Size ___

Is Proposed Use: ___ Seasonal ___ Condominium ___ Apartment ___

Conversion - Explain Addition/int.ren. as per const. plan, site plan.

COMPLETE ONLY IF THE NUMBER OF UNITS WILL CHANGE

Residential Buildings Only:

Of Dwelling Units ___ # Of New Dwelling Units ___

Foundation:

1. Type of Soil: 105-H-10/11/12
2. Set Backs - Front ___ Rear ___ Side(s) ___
3. Footings Size: ___
4. Foundation Size: ___
5. Other ___

Floor:

1. Sills Size: ___ Sills must be anchored.
2. Girder Size: ___
3. Lally Column Spacing: ___ Size: ___
4. Joists Size: ___ Spacing 16" O.C.
5. Bridging Type: ___ Size: ___
6. Floor Sheathing Type: ___ Size. ___
7. Other Material: ___

Exterior Walls:

1. Studding Size ___ Spacing ___
2. No. windows ___
3. No. Doors ___
4. Header Sizes ___ Span(s) ___
5. Bracing: Yes ___ No. ___
6. Corner Posts Size ___
7. Insulation Type ___ Size ___
8. Sheathing Type ___ Size ___
9. Siding Type ___ Weather Exposure ___
10. Masonry Materials ___
11. Metal Materials ___

Interior Walls:

1. Studding Size ___ Spacing ___
2. Header Sizes ___ Span(s) ___
3. Wall Covering Type ___
4. Fire Wall if required ___
5. Other Materials ___

For Official Use Only

Date October 13, 1989 Subdivision: Yes / No

Inside Fire Limits ___ Name ___

Bldg Code ___ Lot ___

Time Limit ___ Block ___

Estimated Cost 100,000. Permit Expiration: ___

Value Structure ___ Ownership: ___ Public ___ Private

Fee ___

Ceiling:

1. Ceiling Joists Size: ___
2. Ceiling Strapping Size ___ Spacing ___
3. Type Ceilings: ___
4. Insulation ___ Size ___
5. Ceiling Height: ___

PERMIT ISSUED OCT 16 1989 CITY OF PORTLAND

Roof:

1. Truss or Rafter Size ___ Span ___
2. Sheathing Type ___ Size ___
3. Roof Covering Type ___
4. Other ___

Chimneys:

Type: ___ Number of Fire Places ___

Heating:

Type of Heat: ___

Electrical:

Service Entrance Size: ___ Smoke Detector Required Yes ___ No ___

Plumbing:

1. Approval of soil test if required Yes ___ No ___
2. No. of Tubs or Showers ___
3. No. of Flushes ___
4. No. of Lavatories ___
5. No. of Other Fixtures ___

Swimming Pools:

1. Type: ___
2. Pool Size: ___ Square Footage ___
3. Must conform to National Electrical Code and State Law.

Zoning:

District: IR-2 Street Frontage Req.: ___ Provided ___

Required Setbacks: Front ___ Back ___ Side ___ Side ___

Review Required:

Zoning Board Approval: Yes ___ No ___ Date: ___

Planning Board Approval: Yes ___ No ___ Date: ___

Conditional Use: ___ Variance ___ Site Plan ___ Subdivision ___

Shore and Floodplain Mgmt ___ Special Exception ___

Other ___ (Explain) ___

Date Approved OK 10-16-89

Permit Received By Deborah Goode

Signature of Applicant [signature] Date 10/13/89

PERMIT ISSUED WITH LETTER

Signature of CEO ___ Date ___

Inspection Dates ___

White-Tax Assesor Yellow-GPCOG White Tag-CEO

7

© Copyright GPCOG 1987

PLOT PLAN

N

FEES (Breakdown From Front)

Base Fee $_____

Subdivision Fee $_____

Site Plan Review Fee $_____

Other Fees $_____

(Explain) _____

Late Fee $_____

Inspection Record

Type	Date
	/ /
	/ /
	/ /
	/ /
	/ /
	/ /

COMMENTS 8-16-90 - Complete OK.

Signature of Applicant_____ Date_____

BUILDING PERMIT REPORT

ADDRESS: LOT #99 Anderson Ave. Little DIA DATE: 16/OCT/89

REASON FOR PERMIT: Addition to Single Family

BUILDING OWNER: The aphine Woodruff

CONTRACTOR: Home Inc

PERMIT APPLICANT: "

APPROVED: *1 *2 *6 *7 *9 DENIED:

CONDITION OF APPROVAL OR ~~DENIAL~~:

*1.) Before concrete for foundation is placed, approvals from Public Works and Inspection Services must be obtained.

*2.) Precaution must be taken to protect concrete from freezing.

3.) All vertical openings shall be enclosed with construction having a fire rating of at least one(1) hour, including fire doors with self-closers.

4.) Each apartment shall have access to two(2) separate, remote and approved means of egress. A single exit is acceptable when it exits directly from the apartment to the building exterior with no communications to other apartment units.

5.) The boiler shall be protected by enclosing with one(1) hour fire rated construction including fire doors and ceiling, or by placing over the boiler, two(2) residential sprinkler heads supplied from the domestic water.

*6.) Every sleeping room below the fourth story in buildings of Use Groups R and I-1 shall have at least one operable window or exterior door approved for emergency egress or rescue. The units must be operable from the inside opening without the use of separate tools. Where windows are provided as a means of egress or rescue, they shall have a sill height not more than 44 inches (1118 mm) above the floor. All egress or rescue windows from sleeping rooms must have minimum net clear openings of 5.7 square feet (0.53m^2). The minimum net clear opening height dimension shall be 24 inches (610 mm). The minimum net clear opening width dimension shall be 20 inches (508 mm).

*7.) In addition to any automatic fire alarm system required by Sections 1018.3.5, a minimum of one single station smoke detector shall be installed in each guest room, suite of sleeping area in buildings of Use Groups R-1 and I-1 and in dwelling units in the immediate vicinity of the bedrooms in buildings of Use Group R-2 or R-3. When actuated, the detector shall provide an alarm suitable to warn the occupants within the individual unit (see Section 1717.3.1).

In buildings of Use Groups R-1 and R-2 which have basements, an additional smoke detector shall be installed in the basement. In buildings of Use Group R-3, smoke detectors shall be required on every story of the dwelling unit, including basements.

In dwelling units with split levels, a smoke detector installed on the upper level shall suffice for the adjacent lower level provided the lower level is less than one full story below the upper level. If there is an intervening door between the adjacent levels, a smoke detector shall be installed on both levels.

All detectors shall be installed in an approved location. Where more than one detector is required to be installed within an individual dwelling unit, the detectors shall be wired in such a manner that the actuation of one alarm will actuate all the alarms in the individual unit.

8.) Private garages located beneath rooms in buildings of Use Groups R-1, R-2, R-3 or I-1 shall have walls, partitions, floor- and ceilings separating the garage space from the adjacent interior spaces constructed of not less than 1-hour fireresistance rating. Attached private garages shall be completely separated from the adjacent interior spaces and the attic area by means of 1/2-inch gypsum board or equivalent applied to the garage side. The sills of all door openings between the garage and adjacent interior spaces shall be raised not less than 4 inches (102 mm) above the garage floor. The door opening protectives shall be 1 3/8-inch solid core wood doors or approved equivalent.

9.) A guardrail system located near the open side of deck or elevated walking surfaces shall be constructed. Guards in buildings of Use Group R-3 shall be not less than 36 inches in height. Open guards shall have intermediate rails, balusters or other construction such that a sphere with a diameter of 6 inches cannot pass through any opening.

10.) Section 25-135 of the Municipal Code for the City of Portland states: "No person or utility shall be granted a permit to excavate or open any street or sidewalk from the time of November 15 of each year to April 15 of the following year.

11.) The builder of a facility to which Section 4594-C of the Maine State Human Rights Act, Title 5 M.R.S.A. refers, shall obtain a certification from a design professional that the plans of the facility meet the standards of construction required by this section. Prior to commencing construction of the facility, the builder shall submit the certification to the Division of Inspection Services.

Sincerely,

P. Samuel Hoffses
Chief of Inspection Services

/cl
1?/16/88

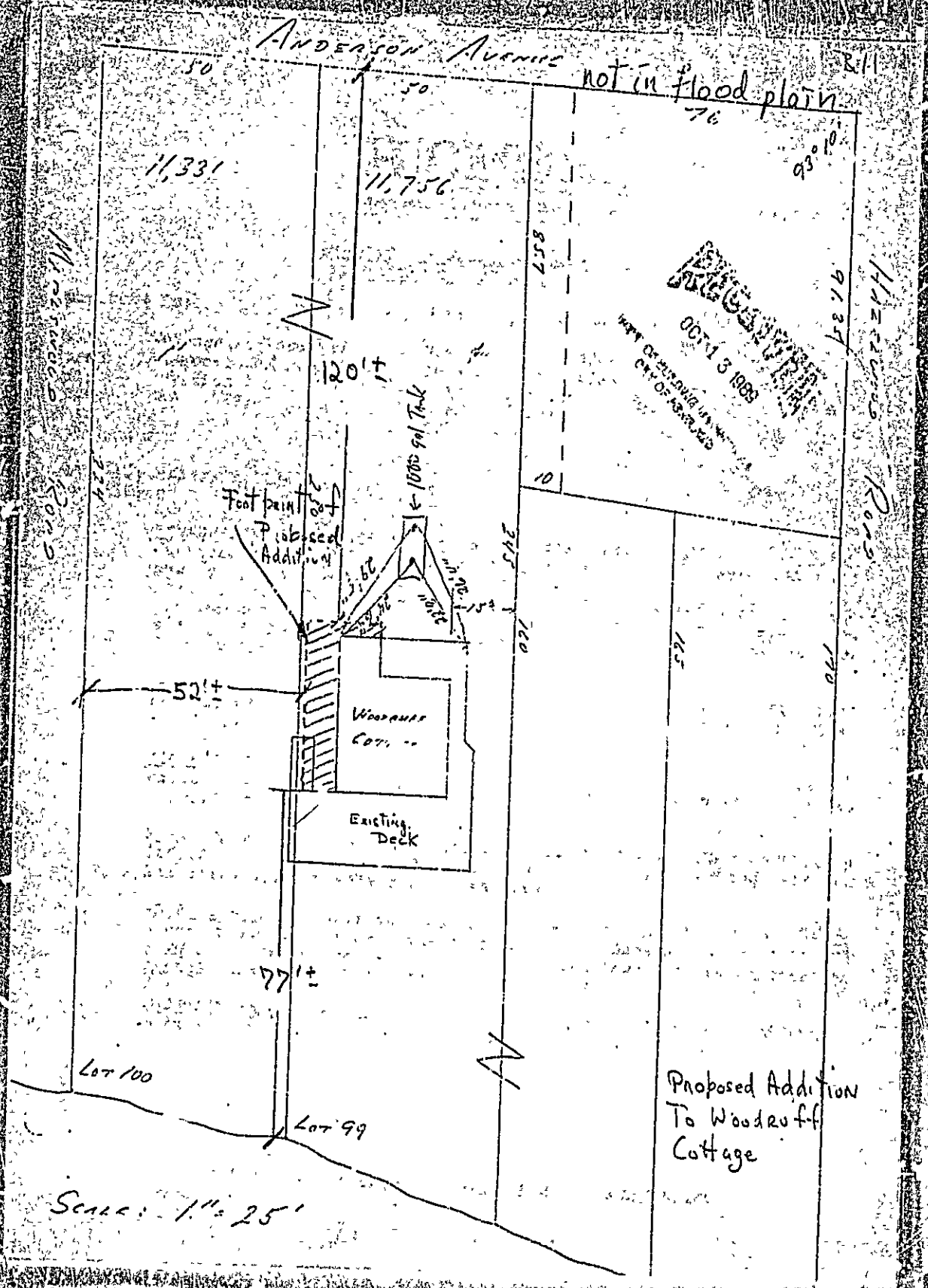
Anderson Avenue
not in flood plain
50
50
76
11,331
11,756
93°10'
458
120'±
1000 gal Tank
Footprint of Proposed Addition
10
52'±
Woodruff Cott.
Existing Deck
77'±
Lot 100
Lot 99
Proposed Addition To Woodruff Cottage
Scale: 1" = 25'
OCT 13 1983
CITY OF ASHEVILLE

Lot 99
Anderson Ave
Little Diamond Island

HOME inc.

Designers • Builders • Remodelers

EXHIBIT A - SPECIFICATIONS
PROPOSAL NO. 2338

Submitted To:

Name: Theophane Woodruff
Street: 11 Kenway Tower Avenue
City: Needham
State: MA 02199
Home Phone:
Work Phone:

Work To Be Performed At:

Name: SAME
Street: Little Diamond Island
City: Portland
State: Maine
Site Phone:

Date: September 29, 1989
Revision: 0

OCT 13 1989
DEPT OF BUILDING & INSPECTIONS
CITY OF PORTLAND

1. FOUNDATION: Pour, in as many as 25 locations, 12" diameter concrete sonotube footings to support 8"x6" pressure treated piers under the new and the old buildings. Provide 2"x4" framing to enclose the new crawl space with the exterior walls to be sheathed with 1/2" CDX plywood and covered with a Typar wind infiltration barrier. The siding, if the exterior walls below the first floor system will be done by others.

2. MASONRY: Point the exposed surfaces of the existing chimney from the second floor system up, as needed. Install a 6" stainless steel flue liner with a stainless steel cap into the existing chimney.

3. FLOOR SYSTEM: Construct new floor systems per Exhibit B to meet or exceed state and local building codes. Sheathe with FIR 3/4" T&G plywood, glued and nailed.

4. EXTERIOR WALLS: Frame new exterior walls with 2"x6" KD #2 SPF studs 16" OC. Sheathe with 1/2" CDX plywood. The old and the new balconies will be enlarged per the plan.

5. ROOF SYSTEM: Construct new roof system per Exhibit B to meet or exceed state and local building codes. Sheathe with 1/2" CDX plywood. Strip the existing roof system down to the rafters and install new 1/2" CDX plywood roof sheathing.

6. INTERIOR WALLS: Frame new plumbing walls with 2"x6" and other new interior walls with 2"x4" KD SPF studs 16" OC.

P.O. Box 740 • 8 Main St. • Epping, NH 03042 • (603)679-5249

Home & Office Maintenance Enterprises Inc.

7. CEILINGS: Frame new ceilings with KD #2 SPF joists 16" OC. Install 1"x3" strapping for drywall 16" OC on new ceilings and where ceilings are being replaced in the existing building. The new ceiling heights will match the original height in the new second floor (+/- 10')

8. UNDERLAYMENT: Install underlayment for vinyl on new bathroom and kitchen floors.

9. WINDOWS AND EXTERIOR DOORS: Install twenty-nine (29) Harvey solid vinyl tilting sash double hung insulated glass windows with half screens. This includes the replacement of four (4) windows presently on the first and second floors. Install four (4) triangular insulated fixed glass units in the new dormers and one (1) 30" half round in the rear second floor bedroom. Install two (2) double hungs and one (1) stationary window unit on the front of each dormer. Remove and relocate the existing exterior doors as discussed. Install one (1) new 9' vinyl sliding door in the new living room and one (1) wood combination storm and screen door at the rear entrance. Install one 3' wide Bay window into kitchen

10. ROOFING: Roof new roof systems with 235# windseal asphalt shingles. Install galvanized drip edge and lead flashing as required. Install Hicks soffit and ridge vents for ventilation. Reuse old crown molding where possible or install new crown to match the original as closely as possible. Grape Black Blend

11. EXTERIOR TRIM: Side new exterior walls with white cedar shakes to match the existing exposure. Install fascia, rakes, corner boards, and soffits of #2 pine.

12. INSULATION: Install 12" fiberglass (R-38) and vapor barrier in new flat ceilings and 6" fiberglass (R-19) with vapor barrier in new exterior slopes and walls. Party walls to bathrooms will be insulated

13. DRYWALL: Install 1/2" gypsum board drywall finished with three (3) coats of joint compound on new interior walls and ceilings. Drywall on new bathroom walls will be moisture resistant. Apply one (1) coat of primer to new interior walls. Apply one (1) coat of sand paint to new ceilings. The walls and the ceilings of the existing second floor bedrooms will be covered with new drywall as described above.

OCT 13 1989

DEPT OF BUILDING INSPECTIONS
CITY OF PORTLAND

OCT 13 1989
DEPT OF BUILDING INSPECTIONS
CITY OF PORTSMOUTH

HOME inc.
Designers • Builders • Remodelers

14. INTERIOR DOORS & TRIM: Remove and reinstall up to seven (7) existing interior doors. Install the following:

Swinging Doors:	four (4)	raised panel pine
Closet Doors:	eight (8)	raised panel pine bifold
Closet Trim:	six (6)	standard shelf and pole sets
	two (2)	linen closet trim sets
Door Trim:	eighteen (18)	1"x4"square edge pine casing
Window Trim:	thiry-six (36)	sill with stool cap and square edge pine casing
Baseboards:	in new areas - 1"x6"square edge pine	

15. PAINTING & INTERIOR FINISH: By Others

16. FINISH FLOORING & WALL COVERINGS: By Others

17. CABINETS AND COUNTER TOPS: Install one (1) mirror or medicine cabinet and one (1) vanity in new bathroom. The total purchase allowance for counter tops and accessories is $600.00. The kitchen cabinets and bath vanities will be constructed onsite using pine plywood end panels and solid ~~[illegible]~~ pine for cabinet faces and fronts. Pine Plywood for door panels

18. PLUMBING: Install white fixtures and chrome fittings for the new bathroom and kitchen plumbing per the plan. The fiberglass fixtures will be "Lasco" and the china will be "Eljer" and the fittings will be "Delta". The water piping will be copper (connected to the water main within 5' of the house); the drainage lines will be PVC. All water piping will be pitched and valved for easy drainage. The existing water heater will be repaired and relocated in the utility closet.

19. BATHROOM TRIM: Install up to six (6) surface mounted bathroom accessories, provided by Owner.

20. HEATING: Install wiring for a new electric baseboard heating system throughout the house (1) thermostat in each room using the new electric service. Thermostats and the baseboard heating units may be obtained as an option for $1,400.00.

P.O. Box 740 • 8 Main St. • Epping, NH 03042 • (603)679-5249

RECEIVED
OCT 13 1989

HOME inc.
Designers • Builders • Remodelers

21. ELECTRIC: Install wiring per plan, per code, per Exhibit B, with a new 200 amp service. Install one (1) telephone jack in each new bedroom. Install one (1) porcelain switched lighting fixture in each new walk-in closet. Install three (3) porcelain lighting fixture in crawl space with three GFI circuits. Any additional fixtures, switches, or outlets will be installed for an additional charge. All electrical fixture are to be provide by the Owner.

22. APPLIANCES: By Other

NOTES:

1. OWNER WILL PROVIDE WATER (AS LONG AS POSSIBLE) AND ELECTRICITY DURING CONSTRUCTION.
2. JOB WILL BE LEFT BROOM CLEAN UPON COMPLETION.
3. H.O.M.E., INC. SIGNAGE WILL BE DISPLAYED ON CONSTRUCTION SITE.
4. DELIVERY AND STORAGE OF MATERIALS ON SITE WILL BE REQUIRED.
5. THE CONTRACTOR WILL PROVIDE ALL STANDARD PERMITS WITH A PERMIT ALLOWANCE OF $500.00.
6. THE TOTAL ALLOWANCE FOR SHIPPING AND TRUCKING IS $2,500.00.
7. THE TOTAL ALLOWANCE FOR DISPOSAL FEES AND ASSOCIATED IS $2,000.00
8. ALL ALLOWANCES ARE "NET COST" TO CONTRACTOR. ANY CHANGES OR REWORK DONE AT THE OWNERS' REQUEST WILL BE BILLED AT $30.00 PER HOUR, PER MAN. MATERIALS, LABOR AND SUB-CONTRACTORS IN EXCESS OF ALLOWANCES WILL BE BILLED AT COST PLUS 25%, PAYABLE AT NEXT SCHEDULED DISBURSEMENT.

CONTRACTOR: H.O.M.E., INC.

William J. Poleatewich, Jr., President

OWNER:

Theophane Woodruff

P.O. Box 740 • 8 Main St. • Epping, NH 03042 • (603)679-5249

Home & Office Maintenance Enterprises inc

SUBSURFACE WASTEWATER DISPOSAL SYSTEM APPLICATION

Department of Human Services
Division of Health Engineering
(207) 289-3826

PROPERTY ADDRESS

Town Or Plantation	PORTLAND-LITTLE DIAMOND ISLAND
Street Subdivision Lot #	ANDERSON AVENUE TAX MAP 100 BLOCK H, LOTS 10, 11, 12

PROPERTY OWNERS NAME

Last: WOODRUFF First: STEVEN

Applicant Name:	STEVEN WOODRUFF
Mailing Address of Owner/Applicant (If Different)	18 LAMPREY LANE LEE, NEW HAMPSHIRE

PORTLAND U PERMIT # 3,494 TOWN COPY

Date Permit Issued 12/27/89 $ 17.10/10.0 FEE ☐ If Double Fee Charged

Local Plumbing Inspector Signature LPI # 111213

Owner/Applicant Statement

I certify that the information submitted is correct to the best of my knowledge and understand that any falsification is reason for the Local Plumbing Inspector to deny permit.

Owner/Applicant Date

Caution: Inspection Required

I have inspected the installation authorized above and found it to be in compliance with the Subsurface Wastewater Disposal Rules.

Local Plumbing Inspector Signature Date Approved JAN 9 1990

PERMIT INFORMATION

THIS APPLICATION IS FOR:

1. ☐ NEW SYSTEM
2. ☒ REPLACEMENT SYSTEM
3. ☐ EXPANDED SYSTEM
4. ☐ SEASONAL CONVERSION
5. ☐ EXPERIMENTAL SYSTEM

THIS APPLICATION REQUIRES:

1. ☒ NO RULE VARIANCE REQUIRED
2. ☐ NEW SYSTEM VARIANCE Attach New System Variance Form
   ☐ REPLACEMENT SYSTEM VARIANCE Attach Replacement System Variance Form
   3. ☐ Requires only Local Plumbing Inspector Approval
   4. ☐ Requires both State and Local Plumbing Inspector Approval

INSTALLATION IS

COMPLETE SYSTEM

1. ☒ NON ENGINEERED SYSTEM
2. ☐ PRIMITIVE SYSTEM (Includes Alternative Toilet)
3. ☐ ENGINEERED (+2000 gpd)

INDIVIDUALLY INSTALLED COMPONENTS:

4. ☐ TREATMENT TANK (ONLY)
5. ☐ HOLDING TANK
6. ☐ ALTERNATIVE TOILET (ONLY)
7. ☐ NON-ENGINEERED DISPOSAL AREA (ONLY)
8. ☐ ENGINEERED DISPOSAL AREA (ONLY)
9. ☐ SEPARATED LAUNDRY SYSTEM

IF REPLACEMENT SYSTEM:

YEAR FAILING SYSTEM INSTALLED _____

THE FAILING SYSTEM IS:

1. ☐ BED 3. ☐ TRENCH
2. ☐ CHAMBER 4. ☒ OTHER: SEWER TO OLD COMMUNITY SYSTEM

DISPOSAL SYSTEM TO SERVE:

1. ☒ SINGLE FAMILY DWELLING
2. ☐ MODULAR OR MOBILE HOME
3. ☐ MULTIPLE FAMILY DWELLING
4. ☐ OTHER _____ SPECIFY

SIZE OF PROPERTY	ZONING	TYPE OF WATER SUPPLY
30,000 SF	IR 2	PUBLIC WATER

DESIGN DETAILS (SYSTEM LAYOUT SHOWN ON PAGE 3)

TREATMENT TANK

1. ☒ SEPTIC: ☒ Regular ☐ Low Profile
2. ☐ AEROBIC

SIZE: 1000 GALS.

WATER CONSERVATION

1. ☐ NONE
2. ☒ LOW VOLUME TOILET
3. ☐ SEPARATED LAUNDRY SYSTEM
4. ☐ ALTERNATIVE TOILET

SPECIFY: _____

PUMPING

1. ☐ NOT REQUIRED
2. ☒ MAY BE REQUIRED (DEPENDING ON TREATMENT TANK LOCATION AND ELEVATION)
3. ☐ REQUIRED

DOSE: _____ GALS

CRITERIA USED FOR DESIGN FLOW (BEDROOMS, SEATING, EMPLOYEES, WATER RECORDS, ETC.)

3 BEDROOM CONSERVATIVE 450

LOW VOLUME TOILET 45

DESIGN FLOW 405 (GALLONS/DAY)

SOIL CONDITIONS USED FOR DESIGN PURPOSES

PROFILE	CONDITION
4	C

DEPTH TO LIMITING FACTOR 38

SIZE RATINGS USED FOR DESIGN PURPOSES

1. ☐ SMALL
2. ☒ MEDIUM
3. ☐ MEDIUM-LARGE
4. ☐ LARGE
5. ☐ EXTRA LARGE

DISPOSAL AREA TYPE/SIZE

1. ☐ BED _____ Sq. Ft.
2. ☒ CHAMBER 525* Sq. Ft.
   ☒ REGULAR ☐ H 20
3. ☐ TRENCH _____ Linear Ft.
4. ☐ OTHER: _____

SITE EVALUATOR STATEMENT

☐ SITE EVALUATION WAIVED BY LOCAL OPTION

On OCTOBER 15 1988 (date) I conducted a site evaluation for this project and certify that the data reported is accurate. The system I propose is in accordance with the Subsurface Wastewater Disposal Rules.

William B. Goodwin — Site Evaluator or Professional Engineer's Signature

0003/4814 — SE# / PE#

11/3/88 — Date

Local Plumbing Inspectors Signature if a Local Site Evaluation Waiver under a Local Option

SUBSURFACE WASTEWATER DISPOSAL SYSTEM APPLICATION

Department of Human Services
Division of Health Engineering

Town, City, Plantation	Street, Road, Subdivision	Owners Name
PORTLAND	LITTLE DIAMOND ISLAND ANDERSON AVE 105-H-10,11,12	STEVEN WOODRUFF

SUBSURFACE WASTEWATER DISPOSAL PLAN

Scale 1" = 20 FL

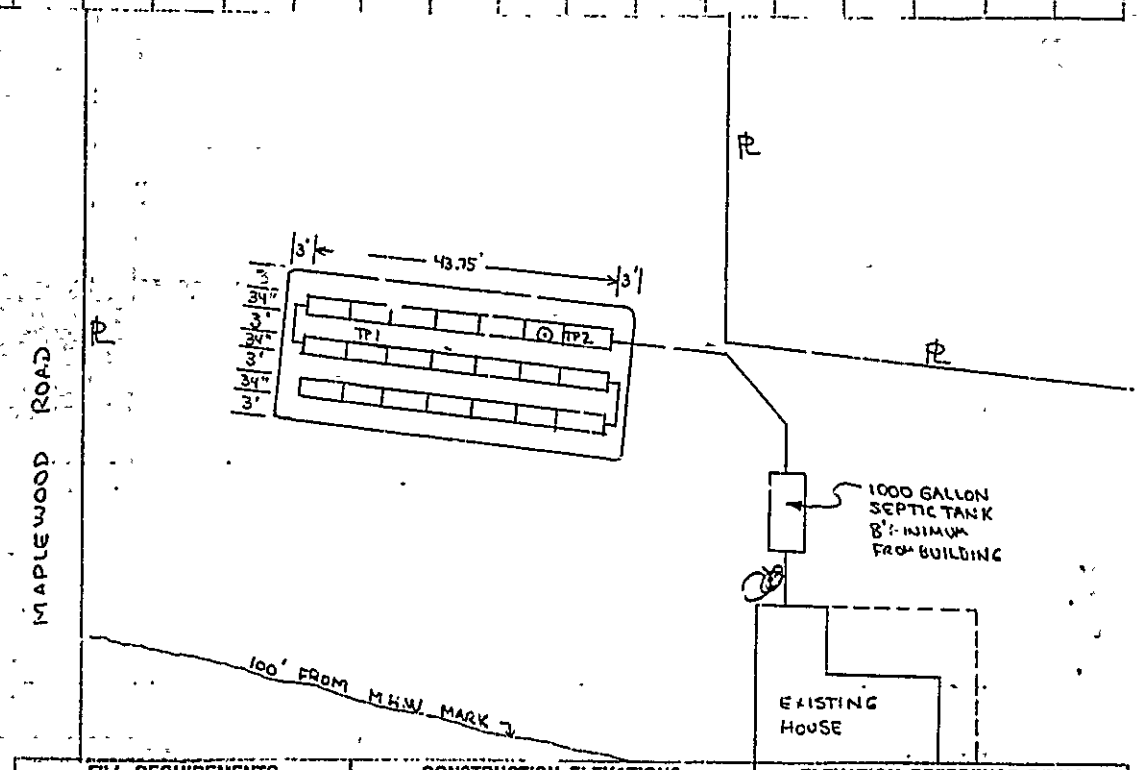

FILL REQUIREMENTS		CONSTRUCTION ELEVATIONS		ELEVATION REFERENCE POINT LOCATION & DESCRIPTION
Depth of Fill (Upslope)	0"	Reference Elevation is	100.00	DRILL HOLE IN LEDGE CORNER OF
Depth of Fill (Downslope)	0"	Bottom of Disposal Area	SEE CROSS SECTION	ANDERSON AVE @ HAZELWOOD RD.
		Top of Distribution Lines or Chambers	SEE X SECTION	

DISPOSAL AREA CROSS SECTION

Scale:
Vertical: 1 Inch = 4 FL
Horizontal: 1 Inch = 10 FL

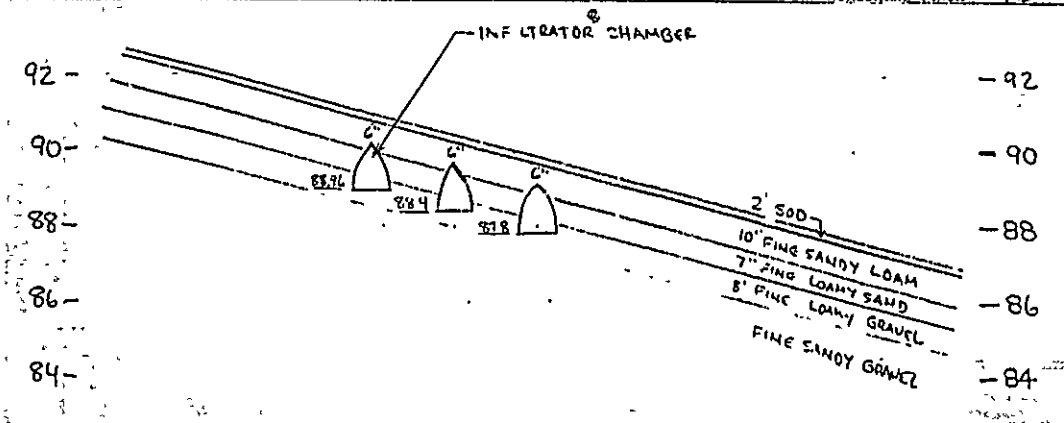

William B. Goodwin
Site Evaluator or Professional Engineer's Signature

0003/4814
SE # / PE #

11/08/88
Date

Page 3 of 3
HHE-200 Rev. 4/83

Department of Human Services
Division of Health Engineering

SUBSURFACE WASTEWATER DISPOSAL SYSTEM APPLICATION

Town, City, Plantation: PORTLAND
Street, Road, Subdivision: LITTLE DIAMOND ISLAND ANDERSON AVE 105-H-10,11,12
Owners Name: STEVEN WOODRUFF

SITE PLAN — Scale 1" = 100 Ft.

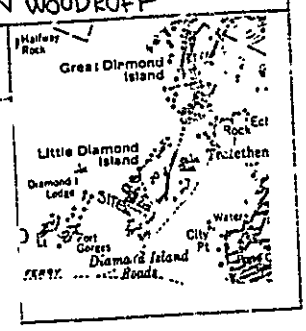

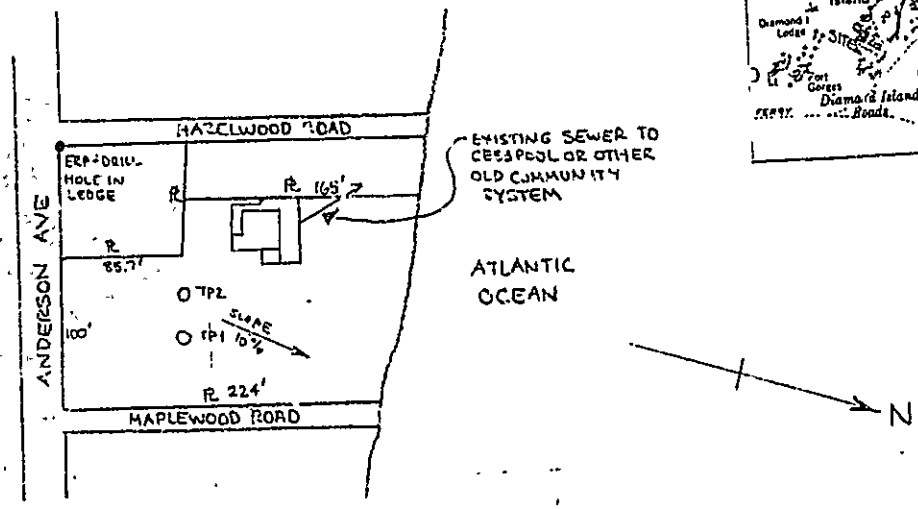

SOIL DESCRIPTION AND CLASSIFICATION (Location of Observation Holes Shown Above)

Observation Hole 1 — ☒ Test Pit ☐ Boring
2" FOREST PEAT — Depth of Organic Horizon Above Mineral Soil

Depth below mineral soil surface (inches)	Texture	Consistency	Color	Mottling
0–6	FINE SANDY LOAM		DARK BROWN	
6–10	FINE LOAMY SAND		RED BROWN	
10–15				NONE
15–20	FINE SANDY GRAVEL	LOOSE	YELLOW BROWN	
20–30				
30–40				FEW
40–50				

Soil (Profile)	Classification (Condition)	Slope	Limiting Factor	Ground Water / Restrictive Layer / Bedrock
4	C	10 %	38"	

Observation Hole 2 — ☒ Test Pit ☐ Boring
2" SOD — Depth of Organic Horizon Above Mineral Soil

Depth below mineral soil surface (inches)	Texture	Consistency	Color	Mottling
0–6	FINE SANDY LOAM		DARK BROWN	
6–10	FINE LOAMY SAND		RED BROWN	
10–15				NONE
15–20	FINE LOAMY GRAVEL	LOOSE	YELLOW BROWN	
20–30	FINE SANDY GRAVEL		BEIGE	
30–40				
40–50				

Soil (Profile)	Classification (Condition)	Slope	Limiting Factor	Ground Water / Restrictive Layer / Bedrock
4	B	10 %	50"	

William B. Goodwin — Site Evaluator / Professional Engineer's Signature
0003/4814 — SEW / PE #
11/08/88 — Date

APPLICATION FOR PERMIT

DEPARTMENT OF BUILDING INSPECTIONS SERVICES

ELECTRICAL INSTALLATIONS

105-H-10, 11, 12

Date November 14, 1989

Receipt and Permit number 00829

To the CHIEF ELECTRICAL INSPECTOR, Portland, Maine:

The undersigned hereby applies for a permit to make electrical installations in accordance with the laws of Maine, the Portland Electrical Ordinance, the National Electrical Code and the following specifications:

LOCATION OF WORK: Lot 99 Little Diamond Island

OWNER'S NAME: Woodruff, E. ADDRESS: Same

Anderson Ave

	FEES
OUTLETS: Receptacles 60 Switches 30 Plugmold 0 ft. TOTAL 90	8.00
FIXTURES: (number of) Incandescent 17 Flourescent ____ (not strip) TOTAL 17	3.70
Strip Flourescent ____ ft.	
SERVICES: Overhead X Underground ____ Temporary ____ TOTAL amperes 200	3.00
METERS: (number of) 1	.50
MOTORS: (number of) Fractional ____	
1 HP or over ____	
RESIDENTIAL HEATING: Oil or Gas (number of units) ____	
Electric (number of rooms) 7	7.00
COMMERCIAL OR INDUSTRIAL HEATING: Oil or Gas (by a main boiler) ____	
Oil or Gas (by separate units) ____	
Electric Under 20 kws ____ Over 20 kws ____	
APPLIANCES: (number of)	
Ranges 1 Water Heaters 1	
Cook Tops ____ Disposals ____	
Wall Ovens ____ Dishwashers ____	
Dryers 1 Compactors ____	
Fans ____ Others (denote) ____	
TOTAL 3	4.50
MISCELLANEOUS: (number of) Branch Panels ____	
Transformers ____	
Air Conditioners Central Unit ____	
Separate Units (windows) ____	
Signs 20 sq. ft. and under ____	
Over 20 sq. ft. ____	
Swimming Pools Above Ground ____	
In Ground ____	
Fire/Burglar Alarms Residential ____	
Commercial ____	
Heavy Duty Outlets, 220 Volt (such as welders) 30 amps and under ____	
over 30 amps ____	
Circus, Fairs, etc. ____	
Alterations to wires ____	
Repairs after fire ____	
Emergency Lights, battery ____	
Emergency Generators ____	
INSTALLATION FEE DUE:	
FOR ADDITIONAL WORK NOT ON ORIGINAL PERMIT ..... DOUBLE FEE DUE:	
FOR REMOVAL OF A "STOP ORDER" (304-16.b)	
TOTAL AMOUNT DUE:	26.70

INSPECTION:

Will be ready on ____, 19__; or Will Call X

CONTRACTOR'S NAME: John Hardie

ADDRESS: Box 747 Wolfboro Falls, New Hampshire 03896

TEL.: 603 569-5388

MASTER LICENSE NO.: 12768

LIMITED LICENSE NO.: ____

SIGNATURE OF CONTRACTOR: John W Hardie

INSPECTOR'S COPY — WHITE

OFFICE COPY — CANARY

CONTRACTOR'S COPY — GREEN

ELECTRICAL INSTALLATIONS

Permit Number 90875

Location 14 [illegible]

Owner [illegible]

Date of Permit [illegible]

Final Inspection 8-20-90

By Inspector SB

Permit Application Register Page No. 77

INSPECTIONS: Service 8-20-90 by SB / FOR RUSSO

Service called in 8-20-90 - 11:30 AM

Closing-in _____ by _____

PROGRESS INSPECTIONS: _____ / _____ / _____

DATE:	REMARKS:

PLUMBING APPLICATION

Department of Human Services
Division of Health Engineering
(207) 289-3826

PROPERTY ADDRESS	
Town Or Plantation	Little Diamond Island
Street Subdivision Lot #	Anderson Avenue
PROPERTY OWNERS NAME	
Last:	Woodruff, Theophane
Applicant Name:	Aaskov Plumbing & Heating Co.
Mailing Address of Owner/Applicant (If Different)	900 Riverside Street Portland, ME 04103

PORTLAND 3708 TOWN COPY
Date Permit Issued: 11-13-89 $ 30.00 FEE
Local Plumbing Inspector Signature L.P.I. #

Owner/Applicant Statement

I certify that the information submitted is correct to the best of my knowledge and understand that any falsification is reason for the Local Plumbing Inspector to deny a Permit.

Signature of Owner/Applicant — Date: 11-10-89

Caution: Inspection Required

I have inspected the installation authorized above and found it to be in compliance with the Maine Plumbing Rules

Local Plumbing Inspector Signature — Date Approved: JAN 5 1990

PERMIT INFORMATION

This Application Is for

1. ☐ NEW PLUMBING
2. ☒ RELOCATED PLUMBING

Type Of Structure To Be Served:

1. ☒ SINGLE FAMILY DWELLING
2. ☐ MODULAR OR MOBILE HOME
3. ☐ MULTIPLE FAMILY DWELLING
4. ☐ OTHER - SPECIFY: _____

Plumbing To Be Installed By:

1. ☒ MASTER PLUMBER
2. ☐ OIL BURNERMAN
3. ☐ MFG'D. HOUSING DEALER/MECHANIC
4. ☐ PUBLIC UTILITY EMPLOYEE
5. ☐ PROPERTY OWNER

LICENSE # 1341

Number	Hook-Ups And Piping Relocation	Number	Column 2 Type of Fixture	Number	Column 1 Type Of Fixture
	HOOK-UP: to public sewer in those cases where the connection is not regulated and inspected by the local Sanitary District.		Hoseblob / Sillcock	1	Bathtub (and Shower)
			Floor Drain	1	Shower (Separate)
			Urinal	1	Sink
	HOOK-UP: to an existing subsurface wastewater disposal system.		Drinking Fountain	4	Wash Basin
			Indirect Waste	2	Water Closet (Toilet)
			Water Treatment Softener, Filter, etc.		Clothes Washer
	PIPING RELOCATION: of sanitary lines, drains, and piping without new fixtures.		Grease/Oil Separator		Dish Washer
			Dental Cuspidor		Garbage Disposal
			Bidet		Laundry Tub
	Hook-Ups (Subtotal)		Other: _____	1	Water Heater
$	Hook-Up Fee		Fixtures (Subtotal) Column 2	10	Fixtures (Subtotal) Column 1
					Fixtures (Subtotal) Column 2
				10	Total Fixtures
				$ 30.00	Fixture Fee
				$	Hook-Up Fee
				$ 30.00	Total

SEE PERMIT FEE SCHEDULE FOR CALCULATING FEE

Page 1 of 1
HHE - 211 Rev. 4/83