
ISLAND AVE., PEAKS ISLAND
84-C-2

CERTIFICATE OF APPROVAL

FOR INTERNAL PLUMBING

THE TOWN/CITY OF Portland

TOWN/CITY CODE	LPI NUMBER	DATE ISSUED (Month Day Year)
051 70	123	8 16 79

№ 32720 IC

Certificate of App Number

Installer's Name JACKSON H CASEY (Last Name / F.I. M.I.)

Installer Code: 2

1. Owner
2. Licensed Master Plumber
3. Licensed Oil Burnerman
4. Employees of Public Utilities
5. Manufactured Housing Dealer
6. Manufactured Housing Mechanic

Owner William Davis

Address 84-02 Sol. Cir. Wilso Sol.

St./Lot Number — Street, Road Name — Subdivision

(Location where plumbing was done and inspected)

THE INTERNAL PLUMBING INSTALLED PURSUANT TO THE ABOVE CERTIFICATE OF APPROVAL NUMBER HAS BEEN TESTED IN MY PRESENCE, FOUND TO BE FREE FROM LEAKS, AND WAS INSTALLED IN COMPLIANCE WITH THE MUNICIPAL AND STATE PLUMBING REGULATIONS.

Signature of LPI Arnold R Goodwin

Date Inspected SEP 5 1979

OWNER'S COPY

ORIGINAL—To be sent to: Department of Human Services, Division of Health Engineering, Augusta, Maine 04333

CERTIFICATE OF APPROVAL

FOR INTERNAL PLUMBING

THE TOWN/CITY OF Portland

TOWN/CITY CODE	LPI NUMBER	DATE ISSUED (Month Day Year)	Certificate of App Number
051170	1123	8 16 79	№ 32720 IC

Installer's Name: JACKSON H CASEY (Last Name, F I M I)

Installer Code: 2

1. Owner
2. Licensed Master Plumber
3. Licensed Oil Burnerman
4. Employees of Public Utilities
5. Manufactured Housing Dealer
6. Manufactured Housing Mechanic

Owner: [illegible]

Address: 84 [illegible] Ave (St./Lot Number, Street, Road Name, Subdivision)

(Location where plumbing was done and inspected)

THE INTERNAL PLUMBING INSTALLED PURSUANT TO THE ABOVE CERTIFICATE OF APPROVAL NUMBER HAS BEEN TESTED IN MY PRESENCE, FOUND TO BE FREE FROM LEAKS, AND WAS INSTALLED IN COMPLIANCE WITH THE MUNICIPAL AND STATE PLUMBING REGULATIONS.

TOWN'S COPY

Signature of LPI: Emil R. Goodwin

Date Inspected: SEP 5 1979

ORIGINAL—To be sent to: Department of Human Services, Division of Health Engineering, Augusta, Maine 04333

INTERNAL PLUMBING PERMIT

FOR THE TOWN/CITY OF Portland

Town/City Code	LPI Number	Date Issued (Month Day Year)	INSTALLER'S License No.	PERMIT NUMBER
051170	1123	8 16 79	1775	№ 32720 IP

Address of Where Plumbing Is Done: 84 [illegible] Ave (St/Lot Number, Street/Road Name, Subdivision)

Installer Code: 2

1. Owner
2. Licensed Master Plumber
3. Licensed Oil Burnerman
4. Employees of Public Utilities
5. Manufactured Housing Dealer
6. Manufactured Housing Mech

Name of Owner: DAIGLE [illegible] (Last Name, F I M I) Mailing Address: [illegible] Zip Code

Type of Construction	1. New 2. Remodeling 3. Addition 4. Remodeling & Addition 5. Replacement of Hot Water Heater 6. Hook-up of Mobile Home 7. Hook up of Modular Home 8. Other (Specify)	1
Plumbing To Serve	1. Single (Res) 2. Multi-Fam(Res) 3. Mobile Home 4. Modular Home 5. Commercial 6. School 7. Other (Specify)	1
Number of Fixtures or Hook-Ups	Sink(s) 1; Toilet(s) 1; Bathtub(s); Lavatorie(s) 1; Shower(s); Urinal(s); Clothes Washer(s); Dish-Washer(s); Hot Water Heater(s); Floor Drain(s); Hook Up(s) 3	2

This "Internal Plumbing Permit" is invalid if work is not commenced within six(6) months from date of Issuance. Upon completion of work a "Certificate of Approval" must be obtained from the LPI.

TOWN'S COPY

SCHEDULE OF "FEES"

1-10	Fixtures	$2.00 each
11-20	Fixtures	$1.00 each
21	Fixtures on up	$ .50 each
Hook-Ups		$2.00 each

NOTE: Hotwater Heater (Tank or Tankless) is a Fixture!

Fixture Fee	4.00
Hook Up Fee	.00
Administrative Fee	3.00
Total Fee	7.00

If Double Fee Check Box

Signature of LPI

HHE 211 Rev 4/79

18 X 8 addition
4X6 Sills
4X6 Posts
2X8 Floor Joist
2X4 Studs
2X8 Rafters
10" concrete tubes

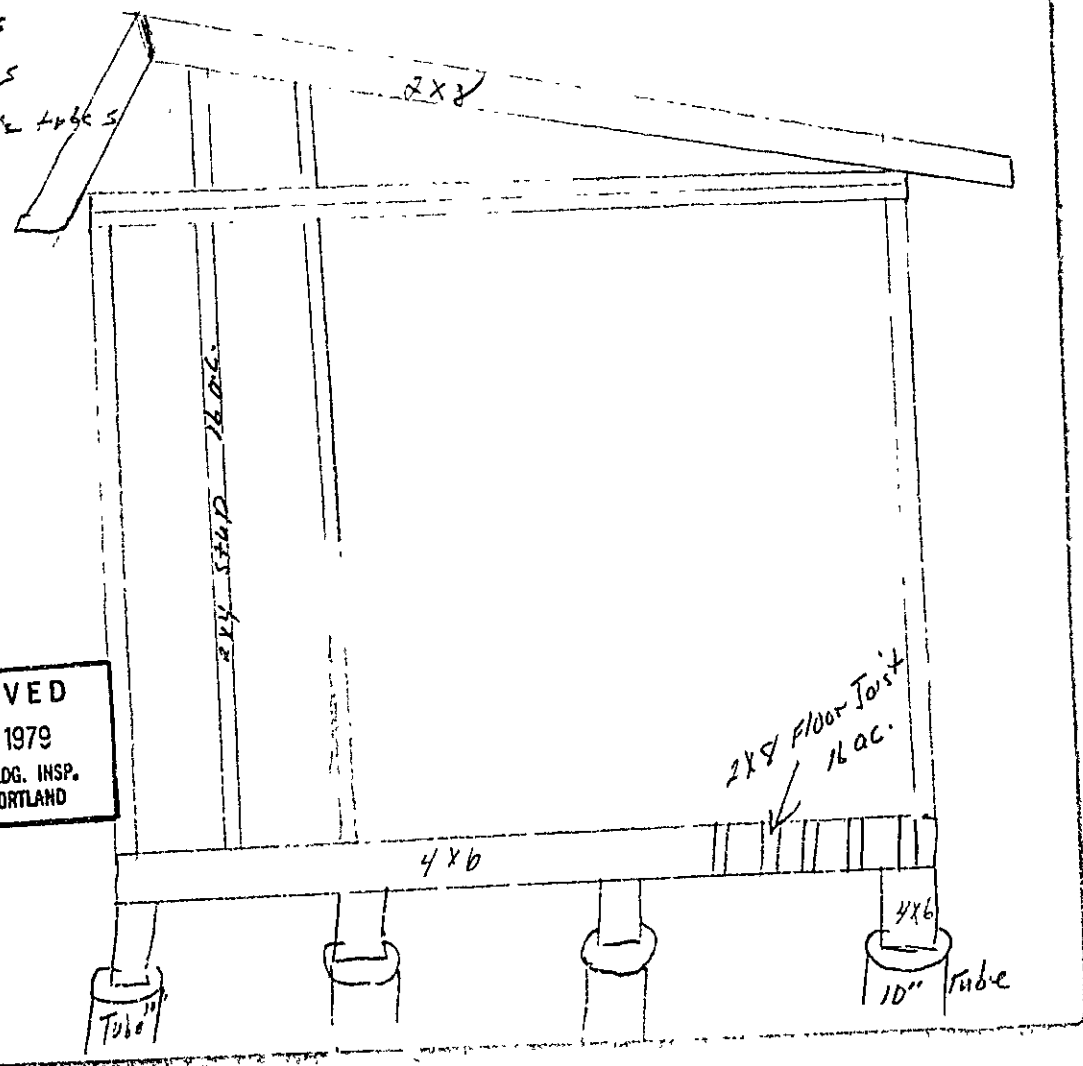

RECEIVED
JUL 10 1979
DEPT. OF BLDG. INSP.
CITY OF PORTLAND

APPLICATION FOR PERMIT

PERMIT ISSUED
JUL 10 1979
CITY of PORTLAND

B.O.C.A. USE GROUP .....
B.O.C.A. TYPE OF CONSTRUCTION ..... 000558 .....
ZONING LOCATION B-2 PORTLAND, MAINE, 7-10-79

To the DIRECTOR OF BUILDING & INSPECTION SERVICES, PORTLAND, MAINE

The undersigned hereby applies for a permit to erect, alter, repair, demolish, move or install the following building, structure, equipment or change use in accordance with the Laws of the State of Maine, the Portland B.O.C.A. Building Code and Zoning Ordinance of the City of Portland with plans and specifications, if any, submitted herewith and the following specifications:

LOCATION 84-Q-2 Island Avenue, Peaks Island, Me. Fire District #1 ☐, #2 ☐
1. Owner's name and address William Paine - same Telephone .....
2. Lessee's name and adddress ..... Telephone .....
3. Contractor's name and address Robert McTigue - Elizabeth St. Pks. Isl. Telephone 766-3339
4. Architect ..... Specifications ..... Plans ..... No. of sheets .....

Proposed use of building ...dwelling with addition..... No. families .....
Last use ....dwelling..... No. families .....
Material ..... No. stories ..... Heat ..... Style of roof ..... Roofing .....
Other buildings on same lot .....
Estimated contractural cost $ 5,000 Fee $ 23.50

FIELD INSPECTOR—Mr. ..... @ 775-5451 Ext. 234

GENERAL DESCRIPTION

This application is for:
Dwelling .....
Garage .....
Masonry Bldg. .....
Metal Bldg. .....
✓ Alterations .....
Demolitions .....
Change of Use .....
Other ...dwelling with addition

To construct addition to already existing dwelling, 8 x 18 as per plans. 1sheet of plans. to set on 10 in sona tubes, 10 ft below grade

Stamp of Special Conditions

NOTE TO APPLICANT: Separate permits are required by the installers and subcontractors of heating, plumbing, electrical and mechanicals.

PERMIT IS TO BE ISSUED TO 1☐ 2☐ 3☒ 4☐
Other: .....

DETAILS OF NEW WORK

Is any plumbing involved in this work? ..... Is any electrical work involved in this work? .....
Is connection to be made to public sewer? ..... If not, what is proposed for sewage? .....
Has septic tank notice been sent? ..... Form notice sent? .....
Height average grade to top of plate ..... Height average grade to highest point of roof .....
Size, front ..... depth ..... No. stories ..... solid or filled land? ..... earth or rock? .....
Material of foundation ..... Thickness, top ..... bottom ..... cellar .....
Kind of roof ..... Rise per foot ..... Roof covering .....
No. of chimneys ..... Material of chimneys ..... of lining ..... Kind of heat ..... fuel .....
Framing Lumber—Kind ..... Dressed or full size? ..... Corner posts ..... Sills .....
Size Girder ..... Columns under girders ..... Size ..... Max. on centers .....
Studs (outside walls and carrying partitions) 2x4-16" O. C. Bridging in every floor and flat roof span over 8 feet.
Joists and rafters: 1st floor ....., 2nd ....., 3rd ....., roof .....
On centers: 1st floor ....., 2nd ....., 3rd ....., roof .....
Maximum span: 1st floor ....., 2nd ....., 3rd ....., roof .....
If one story building with masonry walls, thickness of walls? ..... height? .....

IF A GARAGE

No. cars now accommodated on same lot ...., to be accommodated .. number commercial cars to be accommodated ...
Will automobile repairing be done other than minor repairs to cars habitually stored in the proposed building? .....

APPROVALS BY: *DATE*
BUILDING INSPECTION—PLAN EXAMINER .....
ZONING: OK. Wade 7/10/79
BUILDING CODE: .....
Fire Dept.: .....
Health Dept.: .....
Others: .....

MISCELLANEOUS
Will work require disturbing of any tree on a public street? ..
Will there be in charge of the above work a person competent to see that the State and City requirements pertaining thereto are observed? .....

Signature of Applicant Robert McTigue Phone # ..same.....
Type Name of above ...Robert Mc. Tigue..... 1☐ 2☐ 3☒ 4☐
Other .....
and Address .....

FIELD INSPECTOR'S COPY

Permit No. 79/553

Location 84-02 [illegible]

Owner [illegible]

Date of permit 2-10-79

Approved 2-10-79

NOTES

July 30/79

Completed

TYPICAL PLOT PLAN

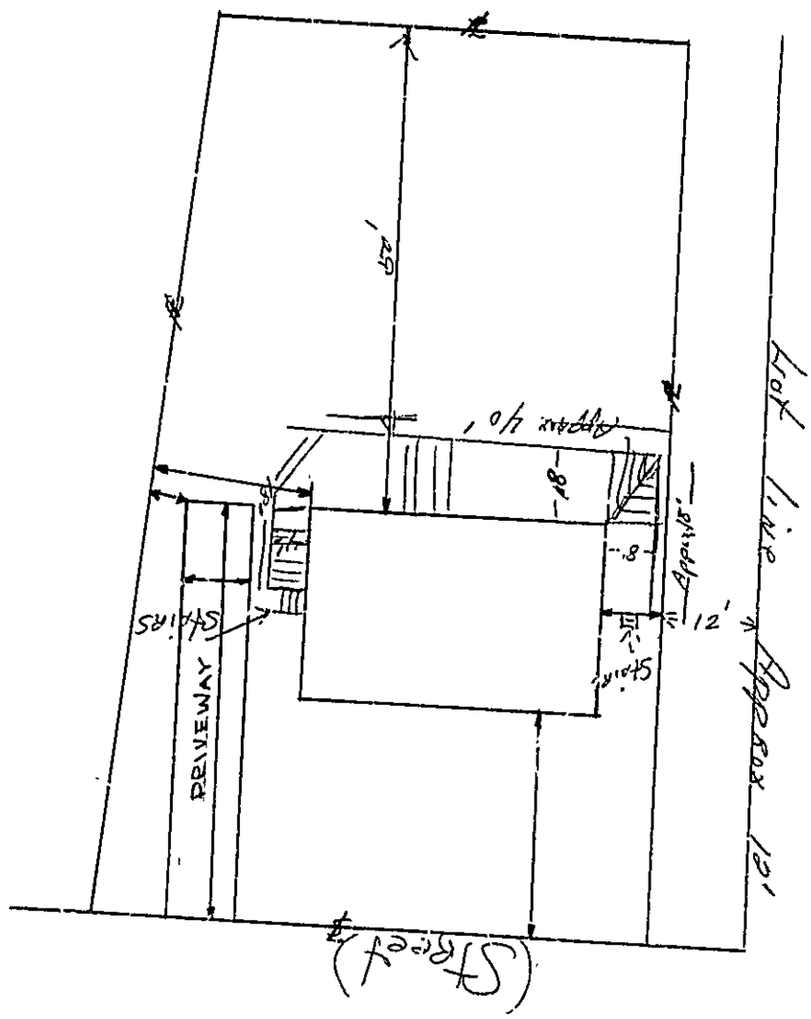

NOTE:

STREET NAME ISLAND AVE, PEAKS ISLAND

SIZE OF BLDG

OWNER STANLEY WILLIAMSON

CONTRACTOR SIDING BY STONE, INC.

INDICATE PROJECTIONS (ELLS)

R3 RESIDENCE ZONE

PERMIT ISSUED
JUN 15 1972
0883
CITY of PORTLAND

APPLICATION FOR PERMIT

Class of Building or Type of Structure _____

Portland, Maine, June 15, 1972

To the INSPECTOR OF BUILDINGS, PORTLAND, MAINE

The undersigned hereby applies for a permit to erect alter repair demolish install the following building structure equipment in accordance with the Laws of the State of Maine, the Building Code and Zoning Ordinance of the City of Portland, plans and specifications, if any, submitted herewith and the following specifications:

Location Island Ave., Peaks Island Within Fire Limits? _____ Dist. No. _____

Owner's name and address Stanley Williamson, same Telephone _____

Lessee's name and address _____ Telephone _____

Contractor's name and address Siding by Stone, 87 Gray St., Portland Telephone 772-3023

Architect _____ Specifications _____ Plans _____ No. of sheets _____

Proposed use of building _____ No families _____

Last use dwelling No. families 1

Material frame No. stories 1 Heat _____ Style of roof pitch Roofing _____

Other buildings on same lot no

Estimated cost $ 600. Fee $ 5.00

General Description of New Work

To demolish existing porch.
To construct platform 8'X30' side and rear of dwelling.
X 40'

It is understood that this permit does not include installation of heating apparatus which is to be taken out separately by and in the name of the heating contractor. *PERMIT TO BE ISSUED TO* contractor

Details of New Work

Is any plumbing involved in this work? no Is any electrical work involved in this work? no

Is connection to be made to public sewer? _____ If not, what is proposed for sewage? _____

Has septic tank notice been sent? _____ Form notice sent? _____

Height average grade to top of plate _____ Height average grade to highest point of roof _____

Size, front _____ depth _____ No. stories _____ solid or filled land? _____ earth or rock? _____

Material of foundation sono tubes-9" - 4' below grade or to ledge Thickness, top _____ bottom _____ cellar _____

Kind of roof none 8' o.c. Rise per foot _____ Roof covering _____

No. of chimneys _____ Material of chimneys _____ of lining _____ Kind of heat _____ fuel _____

Framing Lumber—Kind spruce Dressed or full size? dressed Corner posts _____ Sills 6x8

Size Girder _____ Columns under girders _____ Size _____ Max. on centers _____

Studs (outside walls and carrying partitions) 2x4-16" O. C. Bridging in every floor and flat roof span over 8 feet.

Joists and rafters:	1st floor 2x8	2nd _____	3rd _____	roof _____
On centers:	1st floor 16 o.c.	2nd _____	3rd _____	roof _____
Maximum span:	1st floor 8'	2nd _____	3rd _____	roof _____

If one story building with masonry walls, thickness of walls? _____ height? _____

If a Garage

No. cars now accommodated on same lot _____, to be accommodated _____ number commercial cars to be accommodated _____

Will automobile repairing be done other than minor repairs to cars habitually stored in the proposed building? _____

APPROVED:
O.K. E.S. 6/16/72

Miscellaneous

Will work require disturbing of any tree on a public street? _____

Will there be in charge of the above work a person competent to see that the State and City requirements pertaining thereto are observed? yes

Siding by Stone Inc.

CS 301

INSPECTION COPY

Signature of owner By: Stanley W. Stone Pres.

84 Q 2

Permit No. 72/0683

Location Island Ave, Peaks Is.

Owner Stanley Williamson

Date of permit 6/16/72

Notif. closing-in

Inspn. closing-in

Final Notif.

Final Inspn.

Cert. of Occupancy issued

~~Staking Out Notice~~ F.F. NEL.

Form Check Notice

NOTES

7-14-72 Complied with
repairs on
all floors

84-2-2

~~1098-A-3~~

PERMIT TO INSTALL PLUMBING

PERMIT NUMBER 18971

Address Island Avenue, Peaks Island

Installation For: Dwelling

Owner of Bldg: Richard and Dorothy Murray

Owner's Address Island Avenue, Peaks Island

Plumber: H. Franklin Blake

Date: 12/20/48

NEW	REPL		NO.	FEE
		SINKS		
		LAVATORIES		
		TOILETS		
		BATH TUBS		
		SHOWERS		
		DRAINS FLOOR SURFACE		
		HOT WATER TANKS		
		HOT WATER HEATERS		
		TANKLESS WATER HEATERS		
		GARBAGE DISPOSALS		
		SEPTIC TANKS		
		HOUSE SEWERS	1	2.00
		ROOF LEADERS		
		AUTOMATIC WASHERS		
		DISHWASHERS		
2		OTHER		
		TOTAL	1	2.00

Date Issued December 20, 1948

Portland Plumbing Inspector

By ERNOLD R. GOODWIN

App. First Insp.

Date MAR 15 1949

By ERNOLD R. GOODWIN, CHIEF PLUMBING INSPECTOR

App. Final Insp.

Date

By ERNOLD R. GOODWIN, CHIEF PLUMBING INSPECTOR

Type of Bldg.

- ☐ Commercial
- ☐ Residential
- ☐ Single
- ☐ Multi Family
- ☐ New Construction
- ☐ Remodeling

Building and Inspection Services Dept.: Plumbing Inspection

8427 Job #2420

PERMIT TO INSTALL PLUMBING

Maine PERMIT NUMBER 17773

Address Island Avenue, Peaks Island

Installation For: Dwelling

Owner of Bldg.: Dorothy Murray

Owner's Address: Island Avenue, Peaks Island, Maine

Plumber: Ralph Clarke

Date: 10/30/67

NEW	REPL.		NO.	FEE
1		SINKS	1	2.00
1		LAVATORIES	1	2.00
1		TOILETS	1	2.00
1		BATH TUBS	1	2.00
1		SHOWERS		
		DRAINS FLOOR SURFACE		
		HOT WATER TANKS		
		TANKLESS WATER HEATERS		
		GARBAGE DISPOSALS		
		SEPTIC TANKS		
		HOUSE SEWERS		
		ROOF LEADERS		
		AUTOMATIC WASHERS		
		DISHWASHERS		
		OTHER		
			TOTAL	8.00

Date Issued 10/30/67

Portland Plumbing Inspector

By ERNOLD R GOODWIN

App. First Insp.

Date 11/21/67

By

App. Final Insp.

Date AUG 15 1968

By ERNOLD R GOODWIN

Type of Bldg.

- ☐ Commercial
- ☐ Residential
- ☐ Single
- ☐ Multi Family
- ☐ New Construction
- ☐ Remodeling

Building and Inspection Services Dept. Plumbing Inspection

CITY OF PORTLAND, MAINE

Application for Permit to Install Wires

Permit No. 54712

Issued

Portland, Maine , 19

To the City Electrician, Portland, Maine:

The undersigned hereby applies for a permit to install wires for the purpose of conducting electric current, in accordance with the laws of Maine, the Electrical Ordinance of the City of Portland, and the following specifications:

(This form must be completely filled out — Minimum Fee, $1.00)

Owner's Name and Address Dorothy Murray 2 Crescent Tel. Cove. South Portland

Contractor's Name and Address E E Corcoran Peaks Island Tel.

Location Island Cove Peaks Island Use of Building Dwelling

Number of Families 1 Apartments Stores Number of Stories

Description of Wiring: New Work Additions ✓ Alterations ✓

Pipe Cable Metal Molding BX Cable Plug Molding (No. of feet)

No. Light Outlets 6 Plugs 12 Light Circuits 4 Plug Circuits 6

FIXTURES: No. 6 Light Switches 6 Fluor. or Strip Lighting (No. feet)

SERVICE Pipe Cable ✓ Underground No of Wires 3 Size No. 8

METERS: Relocated ✓ Added Total No. Meters 1

MOTORS: Number Phase H. P Amps Volts Starter

HEATING UNITS: Domestic (Oil) No. Motors Phase H.P.

Commercial (Oil) No. Motors Phase H.P.

Electric Heat (No. of Rooms)

APPLIANCES: No. Ranges 1 Watts 10,000 Brand Feeds (Size and No.) No. 6

Elec. Heaters 1 Watts 4500

Miscellaneous Watts Extra Cabinets or Panels

Transformers Air Conditioners (No. Units) Signs (No. Units)

Will commence March 1964 Ready to cover in June 1964 Inspection May 21 1964

Amount of Fee $ 6.00

Signed E E Corcoran

DO NOT WRITE BELOW THIS LINE

SERVICE ✓ METER GROUND —

VISITS: 1 2 3 4 5 6

7 8 9 10 11 12

REMARKS.

INSPECTED BY Fred Hall (OVER)

Dana Bartlett Jr.

LOCATION Peaks Island

INSPECTION DATE Island Av.

WORK COMPLETED 5/25/66

TOTAL NO. INSPECTIONS 5/25/66

REMARKS

FEES FOR WIRING PERMITS EFFECTIVE JULY 31, 1963

WIRING	
1 to 30 Outlets (including switches)	$ 2.00
31 to 60 Outlets (including switches)	3.00
Over 60 Outlets, each Outlet (including switches)	.05
(Each twelve feet or fraction thereof of fluorescent lighting or any type of plug molding will be classed as one outlet)	
SERVICES	
Single Phase	2.00
Three Phase	4.00
MOTORS	
Not exceeding 50 H.P.	3.00
Over 50 H.P.	4.00
HEATING UNITS	
Domestic (Oil)	2.00
Commercial (Oil)	4.00
Electric Heat (Each Room)	.75
APPLIANCES	
Ranges, Cooking Tops, Ovens, Water Heaters, Disposals, Dishwashers, etc. — Each Unit	1.50
TEMPORARY WORK (Limited to 6 months from date of permit)	
Service, Single Phase	1.00
Service, Three Phase	2.00
Wiring, 1-50 Outlets	1.00
Wiring, each additional outlet over 50	.02
Circuses, Carnivals, Fairs, etc.	10.00
[illegible] unit	1.00
[illegible] unit	2.00
[illegible] unit	2.00

H.5-pd 5/4/66
Granted 5/12/66
66/41

CITY OF PORTLAND, MAINE
IN THE BOARD OF APPEALS

MISCELLANEOUS APPEAL

Dorothea Murray, owner of property at Island Ave., Peaks Island Assessors 84-C-2 under the provisions of Section 24 of the Zoning Ordinance of the City of Portland, hereby respectfully petitions the Board of Appeals to permit: changing the use of restaurant to a dwelling house. This permit is presently not issuable because: (1) This building has side yards of 2'10" and 4'8" respectively instead of the minimum required side yards of 8 feet for a total aggregate of 16 feet as required by Section 4-P-2 of the Ordinance applying to the B-2 Business Zone for residential use; (2) The front yard is only 4 feet instead of the 20 feet required by Section 19-P of the Ordinance; (3) The parking space is not to be provided as required by Section 14-B-1 of the Ordinance.

LEGAL BASIS OF APPEAL: Such permit may be granted only if the Board of Appeals finds that enforcement of the terms of the Ordinance would result in undue hardship and desirable relief may be granted without substantially departing from the intent and purpose of the Ordinance.

Dorothea L. Murray
APPELLANT

DECISION

After public hearing held May 12, 1966 the Board of Appeals finds that enforcement of the terms of the Ordinance would result in undue hardship and desirable relief may be granted without substantially departing from the intent and purpose of the Ordinance.

It is, therefore, determined that such permit may be issued.

BOARD OF APPEALS

Frank G. Hinkley
Harry M. Stewart
Ralph L. Young

DATE: May 6, 1966

HEARING ON APPEAL UNDER THE ZONING ORDINANCE OF Dorothea Murray

AT Island Ave., Peaks Island

Public Hearing on the above appeal was held before the Board of Appeals.

BOARD OF APPEALS	VOTE YES	VOTE NO
Franklin G. Hinckley	(x)	( )
Ralph L. Young	(x)	( )
Harry M. Shwartz	(x)	( )

Record of Hearing

A.P.- 84-C-2 Island Ave.Peaks Island

May 3, 1966

Dorothea
~~Richard J.~~ Murray
24 Crescent Ave.
So. Portland, Maine

cc to: Levi Scott,RFD Bayview St.,Yarmouth,Maine
cc to: Corporation Counsel

Dear Mr. Murray:

We are unable to issue a permit to change the use of the building at the above named location from a restaurant to a dwelling with alterations under the Zoning Ordinance for the following reasons:

1. This building has side yards of 2'-10" and 4'-8" respectively instead of the minimum required side yards of 8 feet for a total aggregate of 16 feet as required by Section 4-B-2 of the Ordinance applying to the B-2 Zone for Residential use.

2. There is a front yard of only 4 feet for this building instead of the 20 feet required by Section 19-P of the Ordinance.

3. The parking space for this proposed dwelling is not to be provided as required by Section 14-B-1 of the Ordinance.

We understand you would like to exercise your appeal rights in this matter. Accordingly you should come to this office to file the appeal on forms which are available here.

Very truly yours,

Gerald E. Rayberry
Building Inspection Director

GER:m

CITY OF PORTLAND, MAINE
IN THE BOARD OF APPEALS

May 9, 1966

TO WHOM IT MAY CONCERN:

The Board of Appeals will hold a public hearing in the Council Chamber at City Hall, Portland, Maine on Thursday, May 12, 1966 at 4:00 p.m. to hear the appeal of Dorothea Murray requesting an exception to the Zoning Ordinance to change the use of a restaurant at Island Island (Assessors Lot 84-Q-2), Peaks Island to a dwelling house.

This permit is presently not issuable under the Zoning Ordinance because: (1) This building has side yards of 2'10" and 4'8" respectively instead of the minimum required side yards of 8 feet for a total aggregate of 16 feet as required by Section 4-8-2 of the Ordinance applying to the B-2 Business Zone for residential use: (2) The front yard is only 4 feet instead of the 20 feet required by Section 19-P of the Ordinance; (3) The parking space is not to be provided as required by Section 14-B-1 of the Ordinance.

All persons interested either for or against this appeal will be heard at the above time and place.

BOARD OF APPEALS

Franklin W. Hinckley

Chairman

h

cc: Aram V. & Agnes T. Comfort
Welch St.
Peaks Island, Maine

Louise M. Brackett
38 Latham St.
So. Portland, Maine

CITY OF PORTLAND, MAINE
THE BOARD OF APPEALS

Dorothea Murray
24 Crescent Ave.
So. Portland, Maine

Dear Madam:

The Board of Appeals will hold a public hearing in the Council Chamber at City Hall, Portland, Maine on Thursday, May 12, 1966, at 4:00 P.M., to hear your appeal under th Zoning Ordinance.

Please be present or represented at this hearing in support of this appeal.

BOARD OF APPEALS

Franklin G. Hinckley

Chairman

A.P - (84-C-2) Island Ave., Peaks Island

May 13, 1966

Levi Scott
RFD Bayview Street
Yarmouth, Maine

cc to: Richard S. Murray
24 Crescent Ave.
So. Portland, Maine

Dear Mr. Scott:

Permit to change use of building at the above named location from a restaurant to a single family dwelling with alterations is being issued subject to plans received and in compliance with Zoning Ordinance restrictions as follows:

> The new fence to be erected at this location around this lot shall not be more than four feet in height along the street line and within 25 feet of the street line.

Very truly yours,

A. Allan Soule
Inspector

AASim

A.P.- 84-C-2 Island Ave.Peaks Island

May 3, 1966

Director
Richard-T. Murray
24 Crescent Ave.
So. Portland, Maine

cc to: Levi Scott,RFD Bayview St.,Yarmouth,Maine
c. to: Corporation Counsel

Dear Mr. Murray:

We are unable to issue a permit to change the use of the building at the above named location from a restaurant to a dwelling with alterations under the Zoning Ordinance for the following reasons:

1. This building has side yards of 2'-10" and 4'-8" respectively instead of the minimum required side yards of 8 feet for a total aggregate of 16 feet as required by Section 4-B-2 of the Ordinance applying to the B-2 Zone for Residential use.

2. There is a front yard of only 4 feet for this building instead of the 20 feet required by Section 19-F of the Ordinance.

3. The parking space for this proposed dwelling is not to be provided as required by Section 14-B-1 of the Ordinance.

We understand you would like to exercise your appeal rights in this matter. Accordingly you should come to this office to file the appeal on forms which are available here.

Very truly yours,

Gerald E. Kayterry
Building Inspection Director

GEKim

A.P.- 84-C-2- Island Avenue
Peaks Island

Levi Scott
RFD Bayview Street
Yarmouth, Maine

April 25, 1966

cc to: Richard S. Murray
24 Crescent Ave.
South Portland

Dear Mr. Scott:

In checking your application to change the use of a building at the above address from restaurant to dwelling with alterations we find that we are unable to continue processing your permit until we have further information as to the location of the building in relation to the lot.

We will need a plot plan showing the building and distances to the front, rear and side lot lines at their closest points. It would seem that the closest points for the side yards would be the right front corner and the left rear corner.

We will also need to know what the headers will be over the three large windows on the rear of the building and what the span will be. We will need to know the framing and foundation for the new platform on the side.

Very truly yours,

A. Allan Soule
Inspector

AA5:m

Ave - Rock Island - 4/21/64 - Allen

(B-2)

(B-2) - R3

Dwelling

CHECK AGAINST ZONING ORDINANCE

Det. - Store before - 4/15/57

✓ Zone Location - B2 - R3

✓ Interior or ~~corner lot~~ - O.K.

✓ 40 ft. setback area? (Section 21) No - O.K.

✓ Use - Dwelling - O.K.

✓ Sewage Disposal - Sewer O.K.

Approximately ✓ Rear Yards - 32'?

→ Side Yards - 2'10" & 4'6"

Approximately → Front Yards - 4'

→ Projections - ?

✓ Height - O.K.

✓ Lot Area - 5,460'

✓ Building Area -

✓ Area per Family -

✓ Width of Lot -

✓ Lot Frontage -

Approximately → Off-street Parking

B2 BUSINESS ZONE

PERMIT ISSUED
00356
MAY 13 1966
CITY of PORTLAND

APPLICATION FOR PERMIT

Class of Building or Type of Structure Third Class

Portland, Maine, April 20, 1966

To the INSPECTOR OF BUILDINGS, PORTLAND, MAINE

The undersigned hereby applies for a permit to erect alter repair demolish install the following building structure equipment in accordance with the Laws of the State of Maine, the Building Code and Zoning Ordinance of the City of Portland, plans and specifications, if any, submitted herewith and the following specifications:

Location Island Ave. Peaks Island (84-612) Within Fire Limits? _____ Dist. No. _____

Owner's name and address Dorothea ~~Richard S. Murray, 24 Crescent Ave. So. Portland~~ Telephone _____

Lessee's name and address _____ Telephone _____

Contractor's name and address Levi Scott, R F D Bay View St. Yarmouth Me. Telephone 846-5328

Architect _____ Specifications _____ Plans yes No. of sheets 1

Proposed use of building Dwelling No. families 1

Last use Restaurant No. families _____

Material frame No. stories 1 Heat _____ Style of roof _____ Roofing _____

Other buildings on same lot _____

Estimated cost $ 8000.00 Fee $ 16.00

General Description of New Work

To Change Use of Building from Restaurant to Dwelling(1-family).
To erect deveral non-bearing partitions(including bathroom-existing window,relocating same) 2x4 studs 16" o.c. covered with pickwick siding.
To construct inside stairway from basement to first floor.
To cover roof-Asphalt Class C Bud Label.
To relocate windows on front, side and rear of building,
To demolish existing side platform and steps. (approx. 4' x 5') and construct same size platform, same location.

(existing foundation).

Appeal sustained 5/12/66

It is understood that this permit does not include installation of heating apparatus which is to be taken out separately by and in the name of the heating contractor. ***PERMIT TO BE ISSUED TO*** contractor

Details of New Work

Is any plumbing involved in this work? _____ Is any electrical work involved in this work? _____

Is connection to be made to public sewer? _____ If not, what is proposed for sewage? _____

Has septic tank notice been sent? _____ Form notice sent? _____

Height average grade to top of plate _____ Height average grade to highest point of roof _____

Size, front _____ depth _____ No. stories _____ solid or filled land? _____ earth or rock? _____

Material of foundation _____ Thickness, top _____ bottom _____ cellar _____

Kind of roof _____ Rise per foot _____ Roof covering _____

No. of chimneys _____ Material of chimneys _____ of lining _____ Kind of heat _____ fuel _____

Framing Lumber—Kind _____ Dressed or full size? _____ Corner posts _____ Sills _____

Size Girder _____ Columns under girders _____ Size _____ Max. on centers _____

Studs (outside walls and carrying partitions) 2x4-16" O. C Bridging in every floor and flat roof span over 8 feet.

Joists and rafters: 1st floor _____, 2nd _____, 3rd _____, roof _____

On centers: 1st floor _____, 2nd _____, 3rd _____, roof _____

Maximum span: 1st floor _____, 2nd _____, 3rd _____, roof _____

If one story building with masonry walls, thickness of walls? _____ height? _____

If a Garage

No. cars now accommodated on same lot _____, to be accommodated _____ number commercial cars to be accommodated _____

Will automobile repairing be done other than minor repairs to cars habitually stored in the proposed building? _____

APPROVED:
D.K. - 5/13/66 - Allen V. Allen

Miscellaneous

Will work require disturbing of any tree on a public street? no

Will there be in charge of the above work a person competent to see that the State and City requirements pertaining thereto are observed? yes

Richard S Murray
Levi Scott

CS 301

INSPECTION COPY

Signature of owner by: Richard S. Murray

Permit No. 66/356

Location: Lakeside Park Sec

Owner: Dogotty & Murray

Date of permit 5/13/66

Notif. closing-in

Inspn. closing-in

Final Notif.

Final Inspn.

Cert. of Occupancy issued

Staking Out Notice

Form Check Notice

NOTES

4/29/66 Tried to reach Mr. Scott by phone - Allen

5/2/66 - left word for Mr Scott to call -

8-11-66 Partial closing

1. Plug bldg not in
2. Wiring not satisfactory
3. Fire stop at [illegible]
4. Chg ac platform size to [illegible]
5. Raise basement stair partitions [illegible] 4'-0"

9-10-66 Closed

6-16-67 "

7-8-67 "

9-15-67 "

6-22-68 "

7/16/68 "

8/5/68 "

8/12/68

Completed

1/23/63

Not to do work

Held for refund

7/17/63 - Well being in
receipt for refund.

To Provide for dancing in Restaurant on Island Avenue
Peak's Island (84-O-2) 4/18/63

1- Special + General Use Requirements:

SECTION 206	SECTION 212
a-3-Major Assembly Hall.	
b-3-Walls less than 5 feet to lot line must be of 2-hr. unpierced fire resistance ?	
c-2- O.K. in bldg. of third Class Const.	
d- O.K.	
e- ?	
f-5-Outside stairs to cellar only	
g- O.K.	
H- How heated?	
i- O.K.	
J- Appeal rights?	

Check list -
1- What area is to be used for dancing?
2- What is existing floor framing of that area?
3- Is capacity to exceed 50? If so, do entrance and exit doors swing out? Are these exit lights with white lights outside second means of egress?
4- What type of hardware on entrance and exit doors?
5- Is cooking equipment properly installed with adequate hood and vent.
6- Are doors to toilet rooms and vestibules self-closing?
7- How is Bldg. heated, if at all?
8- Any hazardous conditions?
9- How far to store on right hand side?

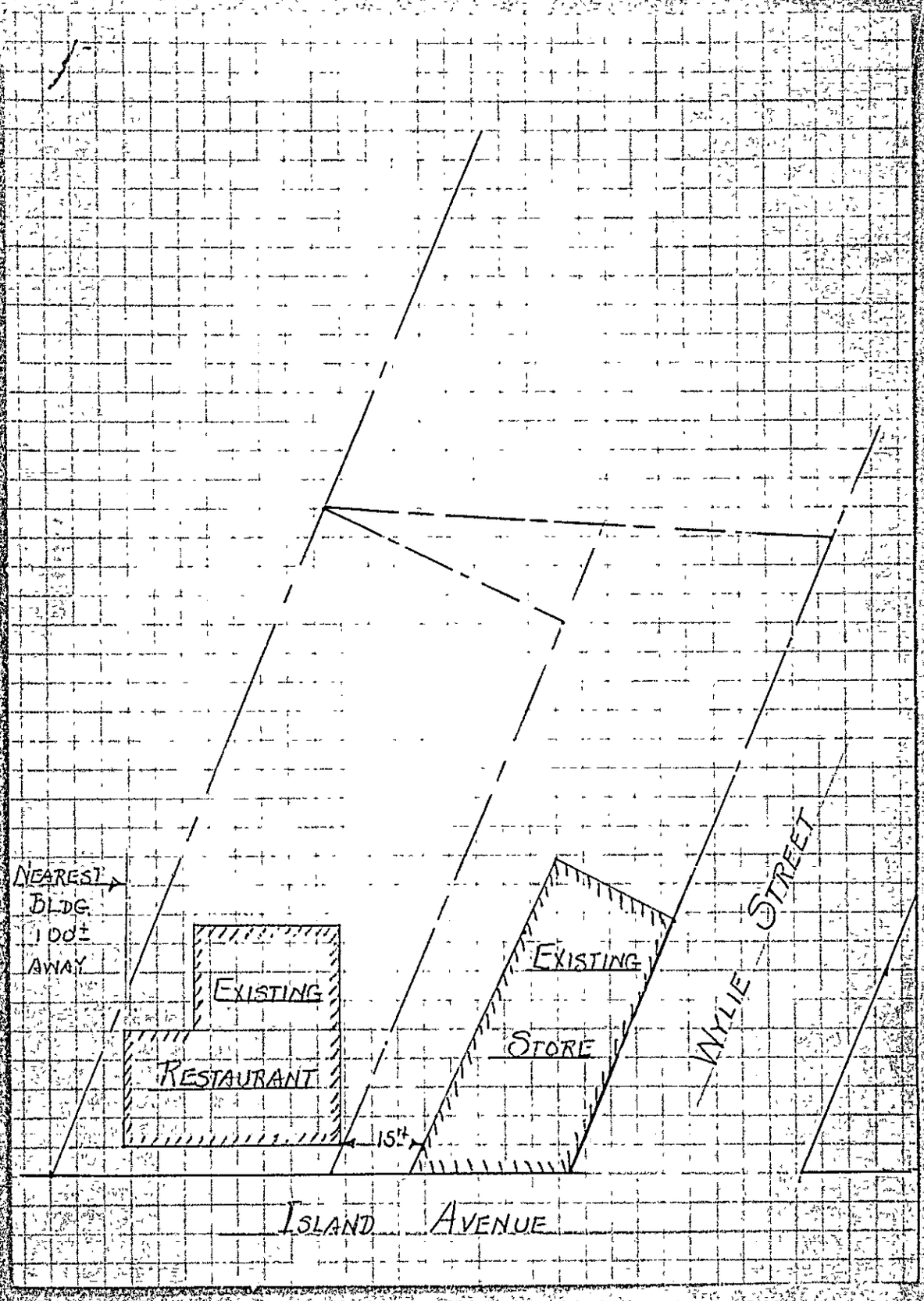
NEAREST BLDG. 100± AWAY
EXISTING
RESTAURANT
15'±
EXISTING
STORE
WYLIE STREET
ISLAND AVENUE

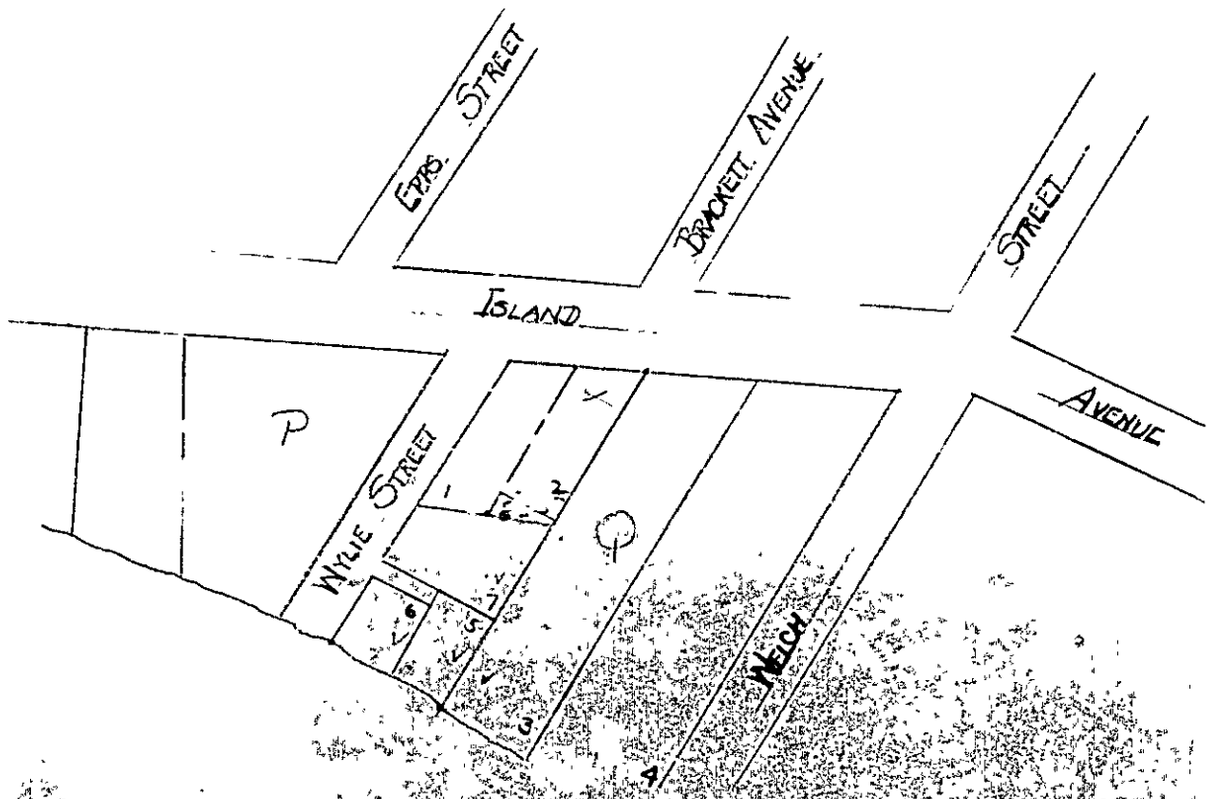
EPPS STREET
BRACKETT AVENUE
STREET
ISLAND
AVENUE
WYLIE STREET
WELCH
P
Q
X
1
2
3
4
5
6

B2 BUSINESS ZONE

APPLICATION FOR PERMIT

Class of Building or Type of Structure Third Class

Portland, Maine, April 12, 1963

To the INSPECTOR OF BUILDINGS, PORTLAND, MAINE

The undersigned hereby applies for a permit to erect alter repair demolish install the following building structure equipment in accordance with the Laws of the State of Maine, the Building Code and Zoning Ordinance of the City of Portland, plans and specifications, if any, submitted herewith and the following specifications:

Location Island Ave.Peaks Island (Assess.84-0-2) Within Fire Limits? _____ Dist. No. _____

Owner's name and address Mrs. Mary Jefferson, 185 Pleasant Ave. Telephone _____

Proposed Lessee

Lessee's name and address Stephen G.Hasson, Whitehead St.Peaks Island Telephone PO-6-4425

Contractor's name and address _____ Telephone _____

Architect _____ Specifications _____ Plans no No. of sheets _____

Proposed use of building Restaurant & Major Assembly Hall No. families _____

Last use " No. families _____

Material frame No. stories 1 Heat _____ Style of roof _____ Roofing _____

Other buildings on same lot _____

Estimated cost $ _____

General Description of New Work

Fee $ 2.00 paid. 4-12-63

To Change Use of building from Restaurant to Restaurant major Assembly Hall(dancing)

It is understood that this permit does not include installation of heating apparatus which is to be taken out separately by and in the name of the heating contractor. ***PERMIT TO BE ISSUED TO*** owner

Details of New Work

Is any plumbing involved in this work? _____ Is any electrical work involved in this work? _____

Is connection to be made to public sewer? _____ If not, what is proposed for sewage? _____

Has septic tank notice been sent? _____ Form notice sent? _____

Height average grade to top of plate _____ Height average grade to highest point of roof _____

Size, front _____ depth _____ No. stories _____ solid or filled land? _____ earth or rock? _____

Material of foundation _____ Thickness, top _____ bottom _____ cellar _____

Kind of roof _____ Rise per foot _____ Roof covering _____

No. of chimneys _____ Material of chimneys _____ of lining _____ Kind of heat _____ fuel _____

Framing Lumber-Kind _____ Dressed or full size? _____ Corner posts _____ Sills _____

Size Girder _____ Columns under girders _____ Size _____ Max. on centers _____

Studs (outside walls and carrying partitions) 2x4-16" O. C. Bridging in every floor and flat roof span over 8 feet.

Joists and rafters. 1st floor _____, 2nd _____, 3rd _____, roof _____

On centers: 1st floor _____, 2nd _____, 3rd _____, roof _____

Maximum span: 1st floor _____, 2nd _____, 3rd _____, roof _____

If one story building with masonry walls, thickness of walls? _____ height? _____

If a Garage

No. cars now accommodated on same lot _____, to be accommodated _____ number commercial cars to be accommodated _____

Will automobile repairing be done other than minor repairs to cars habitually stored in the proposed building? _____

APPROVED:

Miscellaneous

Will work require disturbing of any tree on a public street? no

Will there be in charge of the above work a person competent to see that the State and City requirements pertaining thereto are observed? yes

Mrs.Mary Jefferson

CS 301

INSPECTION COPY

Signature of owner by: Stephen G. Hasson

Permit No. 631

Location [illegible]

Owner [illegible]

Date of permit 4/ /63

Notif. closing-in

Inspn. closing-in

Final Notif.

Final Inspn.

Cert. of Occupancy issued

Staking Out Notice

Form Check Notice

NOTES Margaret Wright

TIMPOC-0260

4/23/63 Not to do work

ESS

(B) LIMITED BUSINESS ZONE

APPLICATION FOR PERMIT

PERMIT ISSUED
00915
MAY 21 1946

Class of Building or Type of Structure Third Class

Portland, Maine, March 14, 1946

To the INSPECTOR OF BUILDINGS, PORTLAND, ME. new plans 5/8/46

The undersigned hereby applies for a permit to ~~erect alter repair demolish install~~ the following building structure equipment in accordance with the Laws of the State of Maine, the Building Code and Zoning Ordinance of the City of Portland, plans and specifications, if any, submitted herewith and the following specifications:

Location: Island Avenue, Peaks Island Within Fire Limits? no Dist. No.

Owner's name and address Miss Muriel Davis, Island Ave. Peaks Island Telephone

Lessee's name and address and Archie Beeten, Island Ave., Peaks Island Telephone

Contractor's name and address Fred Stephenson, Elizabeth St., Peaks Isl. Telephone 270

Architect Specifications Plans yes No. of sheets 1

Proposed use of building Restaurant No. families

Last use " No. families

Material frame No. stories 1 Heat Style of roof Roofing

Other buildings on same lot

Estimated cost $ 940. Fee $ 2.00

INSPECTION NOT COMPLETE

General Description of New Work

74-9-2

To construct 13'x27' rear piazza with 10'x10' portion enclosed.
To construct bulkhead on side of building cutting in new opening into cellar.
To change rear window to double doors - ~~xxxx~~ 4'0" header 6' wide.
To change rear window to door.
Concrete floor to be provided in enclosed portion of piazza, as per Health Dept. regulations.
This portion of piazza to be used in connection with kitchen.

Permit Issued with Letter

Sent to Health Dept. 3/14/46

Rec'd. from Health Dept. 3/15/46

CERTIFICATE OF OCCUPANCY REQUIREMENT IS WAIVED

It is understood that this permit does not include installation of heating apparatus which is to be taken out separately by and in the name of the heating contractor.

Details of New Work

Is any plumbing work involved in this work? Is any electrical work involved in this work? yes

Height average grade to top of plate 10' Height average grade to highest point of roof 13'

Size, front depth No. stories 1 solid or filled land? solid earth or rock? earth

Material of foundation concrete piers at least 4' below grade Thickness, top 12" bottom 12" cellar no

Material of underpinning Height Thickness

Kind of roof flat-shed Rise per foot 3½" Roof covering asphalt roofing Class C Cond. Lab.

No. of chimneys Material of chimneys of lining Kind of heat fuel

Framing lumber—Kind hemlock Dressed or full size? dressed

Corner posts 4x4 Sills 6x6 Girt or ledger board? Size

Girders Size Columns under girders Size Max. on centers

Studs (outside walls and carrying partitions) 2x4-16" O. C. Bridging in every floor and flat roof span over 8 feet.

Joists and rafters: 1st floor 2x6, 2nd, 3rd, roof 2x6

On centers: 1st floor 14", 2nd, 3rd, roof 16"

Maximum span: 1st floor 10', 2nd, 3rd, roof 10'

If one story building with masonry walls, thickness of walls? height?

If a Garage

No. cars now accommodated on same lot, to be accommodated number commercial cars to be accommodated

Will automobile repairing be done other than minor repairs to cars habitually stored in the proposed building?

Miscellaneous

Will work require disturbing of any tree on a public street? no

Will there be in charge of the above work a person competent to see that the State and City requirements pertaining thereto are observed? yes

APPROVED:
Albert D. Jackson M.D.
Thomas E. Dowling
C. J. Smith

Miss Muriel Davis and Archie Be

Signature of owner By: H. W. Stephenson

INSPECTION COPY

Permit No. 24/915

Location Island Ave Peaks Isl

Owner Musselburg + Archie Burton

Date of permit 5/21/46

Notif. closing-in

Inspn. closing-in

Final Notif

Final Inspn.

Cert. of Occupancy issued

New Bldg 37/22

NOTES

Stake strings at lots
street alignment
started in

INSPECTION NOT COMPLETED

①

Archie's Cafe - Israel A. Davis, owner. Island View Beach

A. P. Bretz, Mgr.

Application for Dance License, Service Permit (Rec'd 9-11-46)

Permit for new piazza (new construction) #6/9/15

9-25-46 RG

Although I have been in this building since completion of addition, safety features, lights, furniture etc. have not been checked. I did speak of a red light over rear door of addition and was told, that they had been told it was satisfactory.

The plan filed Aug. 21, 46. is alright as to kitchen arrangement but gives little from standpoint of seating. No capacity has been given what tables and seats have been shown are freehand and these not complete enough to get a figure from. Exit lights and hardware not designated.

The victuallers license gives capacity 51. I do not see how this is figured as it seems too many for original restaurant and not enough for rest. and addition.

The dance license gives capacity of 38 which would indicate the first floor food and alcohol part (addition) for dancing. We should have a single plan for both uses, restaurant, and restaurant and dance.

There is little question that this dance use will be only in connection with the restaurant. This presents a new problem as to the double doors between the old and new parts. The original intent was that the front and rear parts ~~could~~ would have separate entrances and exits the rear door would serve both parts. It seems likely that persons patronizing the front part will have the same dance privileges as

OVER

pation of the new part. The dividers then become an entrance to the dance area from the front and the terrace area by a new middle door. Have done so on the drawings, adding additional sum the drawings, adding additional. This makes it important that we have correct layout showing use of both rooms, dance area, seating, exit, light location, and designation of hardware.

— Structural —

7' – 3560 — 3560#
8' – 5115 — 1.5
4 | 14.5 — 3440#
1.11

End sills (right angle to flow) 4"x8" on 7'2" (7.167) span, = 3450#
4 × 7.167 × 105 = 3000# O.K.

Center Girder 8×8 on 7'2" (7.167) span = 6856
8 × 7.167 × 105 = 6020# O.K.

Girder 10"x8" on 8'-6" span (under wall of first airport side of kitchen) $\frac{9.75 \times 7.75^2}{6}$ = 98 Sect. Mod.
98 × 1100 = 107800 × $\frac{100}{2.015}$ = $\frac{21560}{2.015}$ = 8463#
9 × 8.5 × 105 = 8033#
O.K.

Girder 4×8 on 8' span = 6445
9 × 8 × 105 = 7560#
4×8 on 7.167 = 6446 → 9 × 7.167 × 105 = 6773
End sills 4×8 on 8' span 3116#
4.5 × 8 × 105 = 3780
4×8 on 7.167 = 3450 → 4.5 × 7.167 × 105 = 3360# O.K.
Floor joists 2×8 – 16" o.c. – 8' span 1396
1.33 × 8 × 105 = 1117#
O.K.

Floor joists 2×8 on 2'6" span 1860#
1.33 × 8.5 × 105 = 1177#
O.K.

7366
410
7876
57536
105
28680
57536
6020280

98
100
9800
98
107800
25.5 | 21560 (8463
2040
1160
765
8025
7.167
64503.105
0105
3225
645
7725
7.167
4.5
33825
28668
32215
105
76125
3225
3360
1064
105
5320
1064
111 7.20
1.33
8.5
665
1064
11305
105
56525
11.305
1177.25
1750
78
1308

Midland Ave. Peaks.

Date 9-30-46.

Permit
Inquiry Dance License
Complaint

9-24-46. Mr. Stephenson said proposed span of girders is 7'-2" so all check out O.K.

9-30-46. Mr. Beeter called said he has rearranged his pit signs as per agreement, but hop been unable to get pit lights. Has used wall signs with illumination over. Will provide exit lights as soon as obtainable.

C + E.

PDREV0763HD

Original Application No. 46/925

Amendment No. 1

JUL 27 1946

AMENDMENT TO APPLICATION FOR PERMIT

Portland, Maine, July 17, 1946

To the INSPECTOR OF BUILDINGS, PORTLAND, ME.

The undersigned hereby applies for an amendment to Permit No. 46/925 pertaining to the building or structure comprised in the original application in accordance with the Laws of the State of Maine, the Building Code of the City of Portland, plans and specifications, if any, submitted herewith, and the following specifications:

Location Island Ave., Peaks Island Within Fire Limits? no Dist. No.

Owner's or Lessee's name and address Muriel Rocten, Peaks Island

Contractor's name and address Fred Stephenson, Peaks Island

Plans filed as part of this Amendment yes No. of Sheets 2

Is any plumbing work involved in this work? Is any electrical work involved in this work?

Additional fee 25

Increase cost of work

Framing Lumber—Kind? Dressed or Full Size?

Description of Proposed Work

To make changes to building as per plan filed 7/17/46

OK'd by C.T.H.

Archibald R. Leeds

Signature of Owner Engineer & Owner

Approved: 7/27/46 WMP

Chief of Fire Department.

Commissioner of Public Works.

Inspector of Buildings.

ORIGINAL

ATH
ESS
RMT
PH
AJS
HL
ES

BP 46/915-I

July 9, 1946

Muriel Davis & Archie Booton
Island Ave., Peaks Island

Mr. Fred Stephenson
Elizabeth St., Peaks Island

Mr. J. B. Minott
379 Cumberland Avenue

Subject: Construction of dining porch at rear of restaurant of Miss Muriel Davis and Archie Booton on Island Avenue, Peaks Island

Dear Madam & Gentlemen:

Revised prints of the plans have been received and everything seems to be in order with reference to our check list of May 21, except that size, material and depth of foundations for rear exit steps and platform and the framing of the new platform have not been shown. These details should be shown with reference to Code and 349 of the Building Code, noting that masonry piers by recent amendment of the Code are only required to extend six inches above the grade of the ground. To cover the changes in the plans, as soon as the additional information as to foundation and framing of platform has been added, the contractor should file application for amendment to the original permit and the revised sheet of the plans with it.

Architect says that the plan of arrangement of dining porch and dining room and the arrangement of kitchen equipment will be completed and filed as soon as the kitchen equipment is obtained. Please note also that separate permits for hot water heating and cooking equipment and any new refrigeration and mechanical ventilation are required from this department, applications to be filed by and permits issued only to the actual installers.

The introduction of the emergency exit in the center of the rear wall of the dining porch will take care of the required means of egress for the dining porch without relying upon the doors from dining porch to present restaurant. The new double doors between present restaurant and dining porch will, however, serve the restaurant as an emergency means of egress, and if desired the anti-panic hardware indicated may be omitted and vestibule locksets used instead, the vestibule lockset being so arranged that any person in the present restaurant can quickly open the door at all times merely by turning the usual knob or pressing on the usual thumb latch without requiring a key or any special knowledge.

Very truly yours,

Inspector of Buildings

HMcD/S

Alterations Archers Cafe. Salem Ave Peoria (1)
7-2-46 Ala

Mario Morris & Archie Breton, owners
Fed Stephenson, Contr, Elizabeth St Peoria Ill 2250
Check of plan filed June 25, 46. against check
List May 21, 46.

Par. 1 - Framing of this addition is practically completed although as far as I know no "go ahead" has been given. Spoke Mr Stephenson today (July 1st) and he said neither he nor the owners received the check list of May 21, 46. Copies to them are noted on the list. Mr Pinotti received his copy and apparently spoke to Mr Stephenson when he saw him make his rounds. In spite of this, Mr Stephenson and the owners went ahead with the work. The work done is O.K. structurally.

Par. 2 - O.K. Size and depth of foundation should be noted on plan. This will probably act as bottom step.

Par. 3 - O.K.

Par. 4 - O.K.

Par. 5 - O.K.

Par. 6 - 1 - O.K.

2 - 4x8 on 5 inch gerd for 4984#

Front gable roof 10 x 5 x 45 = 225

Rear flat " 5 x 5 x 55

3625 #

O.K.

135 / 25 / 75 / 225

1375

3 - No mention of dancing made.

4 - In view of the lack of cooperation in this so far it would be well to emphasize the need of these plans before work progresses so far.

379 Cumberland Avenue
Portland, Maine
June 24, 1946

Mr. Warren McDonald
Inspector of Buildings
City Hall
Portland, Maine

RECEIVED
JUN 25 1946
DEPT. OF BLD'G. INSP.
CITY OF PORTLAND

Dear Sir:

Re: Archie's Restaurant
Island Avenue
Peaks Island, Maine

In reply to your check list of May 21st concerning the above named building, please find enclosed blue prints of revised sheets nos. 1 and 4.

We believe that all points in question have been considered and corrected so as to comply with the requirements of your department.

We have installed a standard 3'-0" exit door properly equipped in the rear wall and sufficient outside illumination.

In respect to the new double doors from the main dining room to the dining porch, we feel that these will always be left open when the porch is used.

As soon as the kitchen equipment is obtained, we will submit a plan of its arrangement showing aisles in the dining areas as well.

Very truly yours,

J. Bradfuz Minott

J. B. Minott, Architect

m
Encs.
c/c Murial Davis & Archie Beeten, Peaks Island, Me.
c/c F. W. Stephenson, Peaks Island, Me.

CITY OF PORTLAND.....DEPT. OF BUILDING INSPECTION

Check List of Compliance with Building Code and Zoning Ordinance Requirements

May 21, 1946

Job Location Island, Ave., Peaks Island Owner Muriel Davis & Archie Beeton
(Archie's Restaurant)

Contractor F. W. Stephenson Architect J. B. Linott

BUILDING PERMIT IS ISSUED herewith but SUBJECT TO THE FOLLOWING. References at left are to sections of Building Code where applicable. If plan maker disagrees with statements below, he should seek a conference by phone or in person at this office. If he agrees, plans should be revised or supplementary specifications issued and fresh copies furnished to this office with a letter of transmittal showing that contractor and owner have copies of revisions.

1. Limitations on permit. At least one important feature does not show compliance with the Building Code, but because of the need to get this job started, the building permit is being issued on the basis that the following discrepancies will be indicated on the plans and fresh prints filed here for checking and the "go ahead" given before any work is done upon the super-structure. Owners, architect and contractor are receiving copies of this check list.

2. Sec. 212el.2(a) Persons accommodated on the new dining porch in the rear of the kitchen and to a less degree those accommodated along the rear wall of the porch toward the harbor would hardly be able to reach the emergency exit door in the location shown should a "flash fire" take place in the kitchen. The best place for the emergency exit from the standpoint of safety would appear to be at about the center of the rear wall of the porch.

3. Sec. 206e8 Show and provide standard exit light. (See Sec. 212e4) over the inside of the emergency exit door in its new location and a white light outside of the emergency exit door; also a standard exit light instead of the illuminated sign shown on the plan on the main dining room side of the new double doors leading to the porch, all of these exit lights including the white light outside and any other white lights needed, as below to illuminate the passage to a place of safety in the open air to be on a single circuit controlled by a single switch, the switch to be marked on the panel clearly exit lights. It is understood that the main restaurant runs the year round and that the new porch will probably be operated only in the summer time. On that basis there should be at least one light over the dining porch outside of the double doors between the main dining room and the porch on the exit light circuit for use to illuminate the means of egress in the winter time when it would hardly be necessary to keep the porch lighted.

4. Sec. 212e4.5 Wherever the emergency exit is finally located it is necessary to provide sufficient artificial light to illuminate the outside passageway from the foot of the steps to a place of safety. The white light outside of the exit door will help, of course, and perhaps no additional lights will be needed except those in the restaurant shining out through the windows, but this can only be determined after the location of the emergency exit is known. Of course a sufficiently smooth walkway will be necessary from the foot of the emergency exit stairs to a place of safety.

5. Sec. 302g1 At least nine inches is required between the jamb of the emergency exit doorway and the railing of the platform outside or the nosing at the edge of the platform, whichever the case may be.

6. General. (1) Some consideration will have to be given to the latches or locking devices on the new double doors between the main dining room and the dining porch in view of the probability that these doors will no doubt have to be locked against persons from the outside entering. These doors serve as a

part of the emergency means of egress for persons in the main dining room and for the main entrance to the dining porch. The Building Code provides that these doors must never be locked in such a manner that persons on the inside cannot quickly open them merely by turning the usual knob or pressing on the usual thumb latch of anti-panic bar without requiring a key or any special knowledge. It is obvious that if these doors are to be locked when the restaurant is not open against persons entering the screened porch and then entering the main restaurant at will, they could hardly be made to comply precisely with the requirements of the Code. Inasmuch however as these doors act as entrance to the dining porch and as emergency exit for the main dining room only it ought to work out to provide the anti-panic hardware on the main dining room side. Anti-panic hardware would not be actually required on the doors since the occupancy of the main dining room would never reach 150, but perhaps it is as well to provide the anti-panic hardware under the peculiar circumstances under which the doors will be operated and the fact that each door is only 30 inches wide under circumstances where the doors should normally be 36 inches wide.

0.14.(2) Size of header over the new five foot opening between the dining room and new porch is not given.

0.14.(3) In event there should ever be the plan of having dancing on the new porch, of course a license would be required from the Municipal Officers, and one or two of the main girders would not work out very well for the 100 pounds per square foot live load required in that case.

0.14.(4) When the plans are revised, it is best to show the layout in the enlarged kitchen so that difficulties will not arise in the rush of getting ready for the summer season as to approval of the Health Department and the securing of a permit for any new cooking or hot water heating equipment or relocation of the same. Also on the revised plans should be shown the arrangement of tables or booths and seating proposed for the new dining porch with relation to aisles to the emergency means of egress.

(Signed) WARREN McDONALD
Inspector of Buildings

WMcD/L

Original to: J. B. Minott
379 Cumberland Avenue

CC: Muriel Davis & Archie Beaten
Island Avenue
Peaks Island

F. W. Stephenson
Elizabeth Street
Peaks Island

ATH
RMT
FH
RJS
HL
BS

AP Island Ave., Peaks Island

March 21, 1946

Mr. F. W. Stephenson
Elizabeth St., Peaks Island
Miss Muriel Davis
Mr. Archie Beeton
Island Avenue, Peaks Island

Subject: Application for building permit to cover construction of large rear piazza and to enlarge kitchen at restaurant on Island Avenue, Peaks Island (Operators Miss Muriel Davis and Mr. Archie Beeton)

Dear Madam & Gentlemen:

The rough sketches filed with the application are neither complete enough to show compliance with special requirements for such a restaurant (Section 206 and 212 of the Building Code) and requirements of the Building Code for strength and details of construction as contained in Chapter III of the Building Code, nor do they satisfy the Building Code as to the few details shown.

The Building Code requires that we have a plan filed here sufficiently complete and sufficiently correct in all details controlled by the Building Code to show compliance with it in advance of issuing the permit. Such plans should be filed as blueprints with all of the information on them printed from the original, and should be prepared by an architect or engineer use to making such plans and competent not only to figure out the strength of materials, structural parts etc. in proportion to the loads to come upon them but to indicate such details on the plan in the usual manner and to consult the Building Code for himself to see what are the special requirements for such work in connection with a restaurant and what are the special requirements as to size and materials and foundations, strength and spacing and spans of all structural materials, what minimum live loads are to be designed for on roof and floor etc.

We can do nothing on this proposition until such plans are forthcoming, and before you employ anyone to make the plans, I suggest that you show him this letter and see if he is going to make the plans on that basis without expecting us to coach him on the amount of information to be shown on the plans or how to show it. He should also be prepared to put his name and address on the plans.

To give you one small picture as to what I am trying to explain, the 6x6 beams under the first floor on the 10-foot span shown are good for a little over 2,000 pounds while the theoretical load which would come upon them would be over 10,000. There is no section or elevation showing the lay of the land beneath the proposed piazza and how far the floor will be above the grade. There is nothing whatever to show the thickness, grading, reinforcement, sanitary base or anything else about the proposed concrete floor surface. There are very many other omissions too numerous to mention.

Very truly yours,

Inspector of Buildings

WMcD/S

Dans + Annie Bradley

Boland Cove
Idaho 3/2/46

6 X 6 garden or 10' span = 203

10 X 10 X 110 = 11000

FILL IN COMPLETELY AND SIGN WITH INK

PERMIT ISSUED

Permit No. 1602

NOV 10 1945

APPLICATION FOR PERMIT FOR HEATING, COOKING OR POWER EQUIPMENT

Portland, Maine, November 8, 1945

To the INSPECTOR OF BUILDINGS, PORTLAND, ME.

The undersigned hereby applies for a permit to install the following heating, cooking or power equipment in accordance with the Laws of Maine, the Building Code of the City of Portland, and the following specifications:

Location Island Ave., Peaks Isl. Use of Building Restaurant No. Stories 1 New Building Existing "

Name and address of owner of appliance Archie's Cafem Island Ave., Peaks Island

Installer's name and address Irving D. Rogers, Central Ave., Peaks Island Telephone no

O.K. 11/9/45

NOTIFICATION BEFORE LATHING OR CLOSING-IN IS WAIVED

CERTIFICATE OF OCCUPANCY REQUIREMENT IS WAIVED

General Description of Work

To install warm air heating system (gravity) in place of existing stove heat

INSPECTION NOT COMPLETED

IF HEATER, POWER BOILER OR COOKING DEVICE

Is appliance or source of heat to be in cellar? yes If not, which story Kind of Fuel coal

Material of supports of appliance (concrete floor or what kind) concrete

Minimum distance to wood or combustible material, from top of appliance or casing top of furnace, 18"

from top of smoke pipe 30" from front of appliance Over 4' from sides or back of appliance Over 3'

Size of chimney flue 7"x7" Other connections to same flue ~~restaurant range fired~~

IF OIL BURNER

Sent to Health Dept. 11/8/45

Rec'd from H. 11/9/45

Name and type of burner Labeled and approved by Underwriters' Laboratories?

Will operator be always in attendance? Type of oil feed (gravity or pressure)

Location oil storage No. and capacity of tanks

Will all tanks be more than seven feet from any flame? How many tanks fireproofed?

Amount of fee enclosed? 1.00 ($1.00 for one heater, etc., 50 cents additional for each additional heater, etc., in same building at same time.)

Signature of Installer Irving D. Rogers

ORIGINAL

PHILIP P. BURROUGH CITY REC. OFFICER

Issued 11/9/45

Permit No. 45/1602

Location Island Ave Peaks Isl

Owner Irving Rogers

Date of Permit 7/11/1945

Post Card sent

Notif. for inspn.

Approval Tag issued

INSPECTION NOT COMPLETED

Oil Burner Check List (date)

1. Kind of heat
2. Label
3. Anti-siphon
4. Oil storage
5. Tank Distance
6. Vent Pipe
7. Fill Pipe
8. Guage
9. Rigidity
10. Feed safety
11. Pipe sizes and material
12. Control valve
13. Ash pit vent
14. Temp. or pressure safety
15. Instruction card
16.

NOTES

84 9-2

FILL IN COMPLETELY AND SIGN WITH INK

3) LIMITED BUSINESS ZONE

PERMIT ISSUED

Permit No. 0896

SEP 13 1944

APPLICATION FOR PERMIT FOR HEATING, COOKING OR POWER EQUIPMENT

Portland, Maine, September 8, 1944

To the INSPECTOR OF BUILDINGS, PORTLAND, ME.

The undersigned hereby applies for a permit to install the following heating, cooking or power equipment in accordance with the Laws of Maine, the Building Code of the City of Portland, and the following specifications:

Location Island Avenue, Peaks Island Use of Building Restaurant No. Stories 1 ~~New~~ Existing

Name and address of owner of appliance Archie's Cafe

Installer's name and address Elbridge Trott, Centennial St. Peaks Island Telephone 90-3

General Description of Work

To install gas fired water heater (~~vented to chimney~~)

IF HEATER, POWER BOILER OR COOKING DEVICE

Is appliance or source of heat to be in cellar? yes If not, which story____ Kind of Fuel Philco gas

Material of supports of appliance (concrete floor or what kind) concrete

Minimum distance to wood or combustible material, from top of appliance or casing top of furnace, 5'

from top of smoke pipe____ from front of appliance over 4' from sides or back of appliance over 4'

Size of chimney flue____ Other connections to same flue heater

IF OIL BURNER

Name and type of burner____ Labeled and approved by Underwriters' Laboratories?____

Will operator be always in attendance?____ Type of oil feed (gravity or pressure)____

Location oil storage ~~for range on first floor~~ attached to existing supply No. and capacity of tanks____

Will all tanks be more than seven feet from any flame?____ How many tanks fireproofed?____

Amount of fee enclosed? 1.00 ($1.00 for one heater, etc., 50 cents additional for each additional heater, etc., in same building at same time.)

ORIGINAL T M Burningham TRAVIS P. BURNINGHAM, CITY HEALTH OFFICER

Signature of Installer Elbridge Trott

5/4/45

Permit No. 441896

Location Island Ave. Peaks

Owner Nichols Cafe

Date of Permit 9/13/44

Post Card sent

Notif. for inspn.

Approval Tag issued 5/22/45, REG.

Replaces oil burner under permit

~~Oil Burner Check List (date)~~

1. Kind of heat Gas fired H.W. heater
2. Label
3. Anti-siphon
4. Oil storage
5. Tank Distance
6. Vent Pipe 84
7. Fill Pipe 0
8. Guage 2
9. Rigidity
10. Feed safety
11. Pipe sizes and material
12. Control valve
13
14. Temp or pressure safety
15. Instruction card
16.

NOTES

9/11/44. Mr. Sullivan called saying water heater is to be vented. Also has automatic pilot control. OPL

2/19/45. Water heater not vented. Thermal sensitive switch in chimney in attic. Cafe will be closing. Contacted owner. Instructed vented. OK

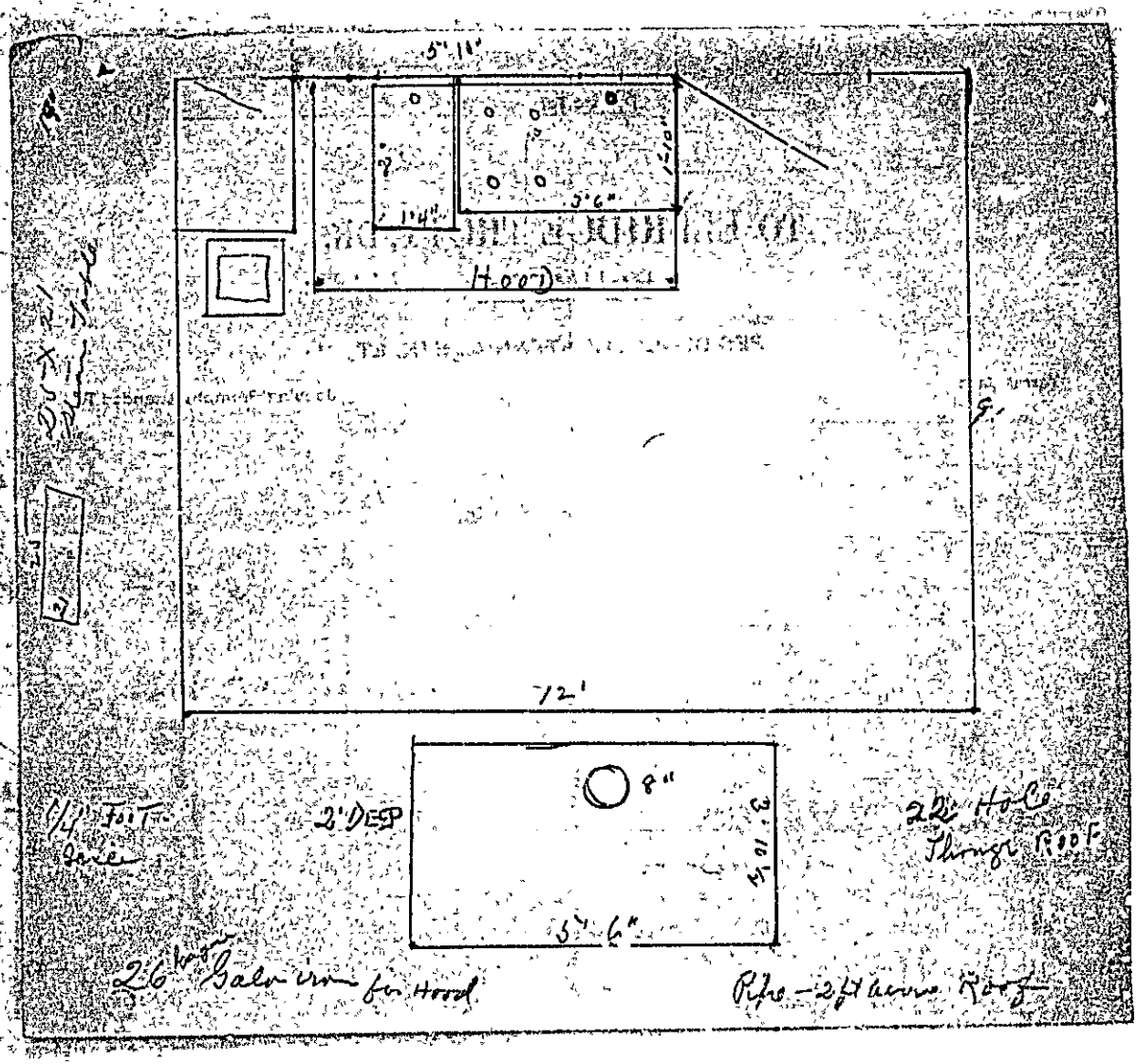
5' 11"
1'4"
3'6"
Hood
72'
8"
2' DEEP
3' 10"
5' 6"
6'
22" Hole Through Roof
Pipe - 24" above Roof

Rept. 44670-I
Rept. 44[illegible]-I

May 4, 1944

Billington's, Inc.
189 Brighton Avenue,
Portland, Maine

Elbridge Trott,
Centennial Street,
Peaks Island, Maine

Subject: Building permits for installation of range and frigidator to Billington's, Inc. and for protective hood and ventilation duct over cooking appliances to Elbridge Trott, installer, for Baston's Cafe on Island Ave., Peaks Island near Forest City Landing

Gentlemen:

My understanding of both of these propositions is somewhat confused, but I have decided to issue both permits to the respective installers without further ado, relying upon the fact that both are required to comply with the provisions of law irrespective of all that has gone before.

Application for permit to install appliances to be fired by bottled gas says that two-100 pound cylinders are to be attached to the rear wall of the building. In our inspector's notes there is reference to the fact that the cylinders are to be supported upon ledge. Irrespective of which represents the truth, this fuel system has to be installed and supported strictly in accordance with the Fire Insurance Underwriters' regulations concerning such equipment, and I presume the installers are fully aware of the limitations imposed by those regulations.

As regards the hood, the vent duct through the roof and the protection around this duct, I have talked the matter over with Mr. Trott, and apparently Mr. Hamilton has done so several times. I am sure he intends to do what is right and comply with the regulations, but so far we have been unable to get that fact down on paper. The best I can do is to explain the references in the Building Code to these detailed requirements, and trust to Mr. Trott to follow them.

Section 601-c-4 provides that "a metal hood shall be placed at least nine inches below the ceiling above, extending at least six inches beyond the edges of the appliance all around and hung on incombustible hangers," [illegible] "such hoods shall be vented by means of ducts of incombustible material which shall have the same minimum clearances as indicated in paragraph d of this section for smoke pipes and vent pipes, which shall not be allowed in concealed spaces or exposed to combustible material, and which shall discharge into the open air in such a way and in such a location as to avoid fire hazard and offensive odors." Paragraph d referred to provides that when such vent pipes are to pass through the roof of any building, "a sheet metal thimble shall be provided so as to maintain at all times at least 2-inch air space between the pipe and the thimble. The thimble shall extend from the underside of the ceiling or roof beams to at least nine inches above the roof, shall have a flange at the bottom at least two inches wide, and the sides of the thimble shall not be nearer than one inch to any combustible material."

Thus, if the vent pipe is eight inches in diameter, to find the size of the opening in the roof construction must be added 12 inches to provide the air space, 2 inches all around between thimble and pipe and 2 inches to provide at least one inch space all around between thimble and the wood construction of the roof, thus making an opening at least 22 inches in diameter or 22 inches square, the roof [illegible] maintain the required air space.

Billington's, Inc.
Elbridge Trott ———.

July 4, 1964

between thimble and headers. Naturally there must be some protection to keep the weather from entering the building through this opening outside of the pipe. I suggest that the thimble be carried to the required nine inches above the roof surface on the high side and there be left wide open; that a suitable metal weather hood be provided attached to the vent pipe above the roof with a vertical band around it a little larger in diameter than the thimble and this vertical band be so arranged that it will extend down by the top of the thimble, but not be in contact with it.

Very truly yours,

Inspector of Buildings

WJD/H
CC: Boaten's Cafe
Island Avenue,
Peaks Island, Me.

PERMIT ISSUED 0380

FILL IN COMPLETELY AND SIGN WITH INK

Permit No.

(B) LIMITED BUSINESS ZONE

MENT

APPLICATION FOR PERMIT FOR HEATING, COOKING OR POWE

Portland, Maine, April 27, 1944

To the INSPECTOR OF BUILDINGS, PORTLAND, ME.

The undersigned hereby applies for a permit to install the following heating, cooking or power equ distributing accordance with the Laws of Maine, the Building Code of the City of Portland, and the following specifications:

Location Island Avenue Use of Building Restaurant No. Stories 1 Existing

Name and address of owner of appliance Beatens Cafe, Island Ave. Peaks Telephone 99-2

Installer's name and address Elbridge Trott, Centennial St., Peaks

General Description of Work

To install hood vented thru roof over cooking appliances in restaurant as per plan

IF HEATER, POWER BOILER OR COOKING DEVICE

Is appliance or source of heat to be in cellar? If not, which story Kind of Fuel

Material of supports of appliance (concrete floor or what kind)

Minimum distance to wood or combustible material, from top of appliance or casing top of furnace, from top of smoke pipe from front of appliance from sides or back of appliance

Size of chimney flue Other connections to same flue

IF OIL BURNER

Name and type of burner Labeled and approved by Underwriters' Laboratories?

Will operator be always in attendance? Type of oil feed (gravity or pressure)

Location oil storage No. and capacity of tanks

Will all tanks be more than seven feet from any flame? How many tanks fireproofed?

Amount of fee enclosed? 1.00 ($1.00 for one heater, etc., 50 cents additional for each additional heater, etc., in same building at same time.)

Signature of Installer Elbridge Trott

P. D. Burroughs M.D.

INSPECTION COPY

Reg of

4510

Permit No. 44/360

Location Orland Green Peach

Owner Barlow's Cafe

Date of Permit 9/4/44

Post Card sent

Notif. for inspn.

Approval Tag issued 9/15/44. JP

~~Oil Burner Check List (date)~~

1. Kind of heat Hood and Ventilation
2. Label
3. Anti-siphon
4. Oil storage
5. Tank Distance
6. Vent Pipe
7. Fill Pipe
8. Guage
9. Rigidity
10. Feed safety
11. Pipe sizes and material
12. Control valve
13. Ash pit vent
14. Temp. or pressure safety
15. Instruction card
16.

84
6
2

NOTES


Chimney Flue 8X12
Stove over all Burners
2'8"
Hood
3'
Shed
Kitchen
Chimney
Boiler
Cellar
RECEIVED
FEB 23 1944
DEPT. OF
CITY OF

PERMIT CHECKING DATA

Date 2/24/44

Location Leland Ave Pick

1. Hold for more information _____

2. Incomplete plans. See remarks _____

3. See notes on inspection copy _____

4. See notes attached _____

5. O.K. to issue with letter _____

6. O.K. to issue with memo _____

7. O.K. to issue ✓

~~This plan of coupe is not to scale and leaves much to be desired, especially one who has not been on location.~~

~~It is an ordinary kitchen stove with coil and range burner for heating hot water only. Brick and smooth wall sides and floor and plenty of overhead clearance. OK.~~

FILL IN COMPLETELY AND SIGN WITH INK

PERMIT ISSUED

Permit No. 0125

FEB 25 1944

LIMITED BUSINESS ZONE

APPLICATION FOR PERMIT FOR HEATING, COOKING OR POWER EQUIPMENT

Portland, Maine, February 23, 1944

To the INSPECTOR OF BUILDINGS, PORTLAND, ME.

The undersigned hereby applies for a permit to install the following heating, cooking or power equipment in accordance with the Laws of Maine, the Building Code of the City of Portland, and the following specifications:

Location Island Avenue, Peaks Island Use of Building Restaurant No. Stories 1 New Building / Existing

Name and address of owner of appliance Muriel Davis, Peaks Island, Island Ave.

Installer's name and address Elbridge Trott, Centennial St. Peaks Telephone no 90-3

General Description of Work

To install oil fired heater for hot water (kitchen stove) range burner

IF HEATER, POWER BOILER OR COOKING DEVICE

Is appliance or source of heat to be in cellar? yes If not, which story Kind of Fuel oil

Material of supports of appliance (concrete floor or what kind) concrete

Minimum distance to wood or combustible material, from top of appliance or casing top of furnace, 6'

from top of smoke pipe 3'6" from front of appliance over 4' from sides or back of appliance over 3'

Size of chimney flue 8x12 Other connections to same flue none

IF OIL BURNER

Name and type of burner Florence Labeled and approved by Underwriters' Laboratories? no

Will operator be always in attendance? Type of oil feed (gravity or pressure) gravity

Location oil storage 2 gal. tank attached 22" away No. and capacity of tanks 1 - 2 gal.

Will all tanks be more than seven feet from any flame? How many tanks fireproofed?

Amount of fee enclosed? 1.00 ($1.00 for one heater, etc., 50 cents additional for each additional heater, etc., in same building at same time.)

INSPECTOR OF BUILDINGS H. L. Douglas

Signature of Installer Elbridge Trott

W152-Ogd

Permit No. 44/125

Location Island Cr. Peaks

Owner Muriel Davis

Date of Permit 7/25/44.

Post Card sent

Notif. for inspn.

Appl. 44/58

Approval Tag issued See note 9/13/44.

Post Card 87/858

Oil Burner Check List (date)

1. Kind of heat 84
2. Label 0
3. Anti-siphon 2
4. Oil storage
5. Tank Distance
6. Vent Pipe
7. Fill Pipe
8. Guage
9. Rigidity
10. Feed safety
11. Pipe size and material
12. Control valve
13. Ash pit vent
14. Temp. or pressure safety
15. Instruction card
16.

NOTES

4/26/44. Instructed by phone to take out lidgo. osb

over

9/13/44. This hot water heater removed and replaced by gas as per permit 44/896 OSB.

Lot 10
Lot 9
Lot 8
Lot 7
Lot 6
Lot 5
Lot 4
Lot 3
Lot 2
Lot 1
Lot 11
Lot 12
Lot 13
Lot 14
Lot 15
Lot 16
Lot 17
Lot 18
Lot 19
Lot 20
Lot 21
Lot 22
Lot 23
Lot 24
Lot 25
Lot 26
Lot 27
Lot 28
Lot 29
Lot 30
Lot

Rept. 44574-I
Rept. 45115-I

May 4, 1944

Billington's, Inc.
163 Brighton Avenue.
Portland, Maine

Elbridge Trott,
Centennial Street,
Peaks Island, Maine

Subject: Building permits for installation of range and frigidaire to Billington's, Inc. and for protective hood and ventilation duct over cooking appliances to Elbridge Trott, installer, for Beaton's Cafe on Island Ave., Peaks Island near Forest City Landing

Gentlemen:

My understanding of both of these propositions is somewhat confused, but I have decided to issue both permits to the respective installers without further ado, relying upon the fact that both are required to comply with the provisions of law irrespective of all that has gone before.

Application for permit to install appliances to be fired by bottled gas says that two-100 pound cylinders are to be attached to the rear wall of the building. In our inspector's notes there is reference to the fact that the cylinders are to be supported upon ledge. Irrespective of which represents the truth, this fuel system has to be installed and supported strictly in accordance with the Fire Insurance Underwriters' regulations concerning such equipment, and I presume the installers are fully aware of the limitations imposed by these regulations.

As regards the hood, the vent duct through the roof and the protection around this duct, I have talked the matter over with Mr. Trott, and apparently Mr. Hamilton has done so several times. I am sure he intends to do what is right and comply with the regulations, but so far as have been unable to get that fact down on paper. The best I can do is to explain the references in the Building Code to these detailed requirements, and trust to Mr. Trott to follow them.

Section 601-c-4 provides that "a metal hood shall be placed at least nine inches below the ceiling above, extending at least six inches beyond the edges of the appliance all around and hung on incombustible hangers, ... such hoods shall be vented by means of ducts of incombustible material which shall have the same minimum clearances as indicated in paragraph d of this section for smoke pipes and vent pipes, which shall not be allowed in concealed spaces or exposed to combustible material, and which shall discharge into the open air in such a way and in such a location as to avoid fire hazard and offensive odors." Paragraph d referred to provides that when such vent pipes are to pass through the roof of any building, "a sheet metal thimble shall be provided so as to maintain at all times at least 6-inch air space between the pipe and the thimble. The thimble shall extend from the underside of the ceiling or roof beams to at least nine inches above the roof, shall have a flange at the bottom at least two inches wide, and the sides of the thimble shall not be nearer than one inch to any combustible material."

Thus, if the vent pipe is eight inches in diameter, to find the size of the opening in the roof construction must be added 12 inches to provide the six inch air space all around between thimble and pipe and 2 inches to provide at least one inch space all around between thimble and the wood construction of the roof, thus making an opening at least 22 inches in diameter or 20 inches square, the roof construction to be suitably headed off, of course, to maintain the required air space

Billington's, Inc.
Kibridge Trott ———

May 4, 1[illegible]

between thimble and headers. Naturally there must be some protection to keep the weather from entering the building through this opening outside of the pipe. I suggest that the thimble be carried to the required nine inches above the roof surface on the high side and there be left wide open; that a suitable rotel weather hood be provided attached to the vent pipe above the roof with a vertical band around it a little larger in diameter than the thimble and this vertical band so arranged that it will extend down by the top of the thimble, but not be in contact with it.

Very truly yours,

Inspector of Buildings

MJcD/H
CC: Booten's Cafe
Island Avenue,
Peaks Island, Me.

FILL IN COMPLETELY AND SIGN WITH INK

PERMIT 03599

(3) LIMITED BUSINESS ZONE

Permit No. _____

MAY 4 1944

APPLICATION FOR PERMIT FOR HEATING, COOKING OR POWER EQUIPMENT

Portland, Maine, April 20, 1944

To the INSPECTOR OF BUILDINGS, PORTLAND, ME.

The undersigned hereby applies for a permit to install the following heating, cooking or power equipment in accordance with the Laws of Maine, the Building Code of the City of Portland, and the following specifications:

Location ~~Island Avenue, Peaks Island~~ Use of Building Restaurant No. Stories 1 New Building Existing

Name and address of owner of appliance ~~Beeten's Cafe, Island Ave. Peaks~~

Installer's name and address Billington's, Inc. 169 Brighton Ave. Telephone 2-3141

General Description of Work

To install ~~fritetor and relocate range~~

IF HEATER, POWER BOILER OR COOKING DEVICE

Is appliance or source of heat to be in cellar? ~~yes~~ If not, which story _____ Kind of Fuel Bottled

Material of supports of appliance (concrete floor or what kind) wood 6" above floor (concrete)

Minimum distance to wood or combustible material, from top of appliance or casing top of furnace 5'

from top of smoke pipe XXXX from front of appliance over 4' from sides or back of appliance 12"

Size of chimney flue XXXXXXX Other connections to same flue XXXXXXXXXXXXXXXXXXXXXXXX

Hood to be provided over both

Hood vented thru roof

IF OIL BURNER

2-100# cylinders attached to rear wall of building

Name and type of burner _____ Labeled and approved by Underwriters' Laboratories? _____

Will operator be always in attendance? _____ Type of oil feed (gravity or pressure) _____

Location oil storage _____ No. and capacity of tanks _____

Will all tanks be more than seven feet from any flame? _____ How many tanks fireproofed? _____

Amount of fee enclosed? 1.50 ($1.00 for one heater, etc., 50 cents additional for each additional heater, etc., in same building at same time.)

Signature of Installer Billington's By [illegible]

INSPECTION COPY

[illegible]