GREAT DIAMOND ISLAND

DOLLS GREAT DIAMOND ISLAND

not on Stat

PERMIT TO INSTALL PLUMBING

Date Issued June 28, 1974

Portland Plumbing Inspector

By [redacted]

App. Final Insp.

HOFFSES, P.

Date

By

App. Final Insp.

Date

By

Type of Bldg.

- ☐ Commercial
- ☐ Residential
- ☐ Single
- ☐ Multi Family
- ☐ New Construction
- ☐ Remodeling

Address 83C-A-5 Grt Diamond Is.

PERMIT NUMBER 3730

Installation For. 1 fam.

Owner of Bldg: Robert B. Adaline

Owner's Address. same

Plumber: Emil Iverson

Scarboro, Me.

Date: 6-28-74

NEW	REPL		NO	FEE
		SINKS		
		LAVATORIES		
		TOILETS		
		BATH TUBS		
		SHOWERS		
		DRAINS FLOOR SURFACE		
		HOT WATER TANKS		
		TANKLESS WATER HEATERS		
		GARBAGE DISPOSALS		
		SEPTIC TANKS		
1		HOUSE SEWERS		
		ROOF LEADERS	1	2.00
		AUTOMATIC WASHERS		
		DISHWASHERS		
		OTHER		
		Base Fee		3.00
			TOTAL 1	5.00

Building and Inspection Services Dept.: Plumbing Inspection



CITY OF PORTLAND

JOSEPH E. GRAY, JR.
DIRECTOR OF PLANNING
AND URBAN DEVELOPMENT

August 30, 1982

Mr. Philip Jenkins
14 Tate Street
Portland, Maine

Dear Sir,

Once again, it has been brought to the attention of this Division that you are authorizing people to camp on your property on Great Diamond Island. It was our understanding that you were going to the Board of Appeal, back in July 1982, to get a ruling from the Board, to either, allow or disallow this this type of operation.

Would you please contact this office within 10 days to tell us your intentions on this matter.

Sincerely,

P. Samuel Hoffses,
Chief of Inspection Services

PSH/ln

389 CONGRESS STREET • PORTLAND, MAINE 04101 • TELEPHONE (207) 775-5451

File

CITY OF PORTLAND

DEPARTMENT OF PLANNING & URBAN DEVELOPMENT
INSPECTION SERVICES DIVISION

January 17, 1984

Ms. Judith A. Kannheiser
3 Wescott Road
Stoneham, MA 02180

Assessor's Chart References: Chart 94-B-23-26 (with cottage)
Chart 96-C-39 4½ acres (172,270 sq. ft.)

Dear Ms. Kannheiser:

Lot 96-C-39 has 172,270 sq. ft. of land area, which has approximately 610.5 ft. of frontage on Beach Avenue. It is approximately 304+ ft. in depth and is located in the R-3 Residence Zone, according to Assessor's records.

It could be divided into three one-and-one-half acre parcels each containing about 200 ft. of street frontage on Beach Avenue. To determine if they are buildable, you would need to acquire the services of a soils test engineer to conduct soils tests on each of the proposed lots and a land surveyor to process a subdivision plan for the division of three or more lots of land.

The subdivision plat should be drawn for you by a registered land surveyor based on data obtained from the soils test engineer's soils tests for the property. If you obtain the soils tests data, then you can proceed with the development of the subdivision plan for your land on Beach Avenue.

There is a fee for processing such plans through the City Planning Board. A copy of the Subdivision Ordinance is enclosed. The fee is $25.00 per lot, or $75.00 for three lots.

Sincerely,

Warren J. Turner

Warren J. Turner
Zoning Specialist

WJT/kat
Enclosure

389 CONGRESS STREET • PORTLAND, MAINE 04101 • TELEPHONE (207) 775-5451

APPLICATION FOR PERMIT

DEPARTMENT OF BUILDING INSPECTIONS SERVICES

ELECTRICAL INSTALLATIONS

Date May 26, 19 83

Receipt and Permit number B09950

To the CHIEF ELECTRICAL INSPECTOR, Portland, Maine:

The undersigned hereby applies for a permit to make electrical installations in accordance with the laws of Maine, the Portland Electrical Ordinance, the National Electrical Code and the following specifications:

LOCATION OF WORK: ~~Portland International Jetport~~ ADDRESS: same

OWNER'S NAME: United Airlines 1001 West Cumberland

		FEES
OUTLETS: Receptacles ___ Switches ___ Plugmold ___ ft. TOTAL 1-30		3.00
FIXTURES: (number of) Incandescent x Flourescent x (not strip) TOTAL 1-10		3.00
Strip Flourescent ___ ft.		
SERVICES: Overhead ___ Underground x Temporary ___ TOTAL amperes 200		3.00
METERS: (number of) 1		.50
MOTORS: (number of) Fractional ___		
1 HP or over ___		
RESIDENTIAL HEATING: Oil or Gas (number of units) ___		
Electric (number of rooms) ___		
COMMERCIAL OR INDUSTRIAL HEATING: Oil or Gas (by a main boiler) ___		
Oil or Gas (by separate units) ___		
Electric Under 20 kws ___ Over 20 kws ___		
APPLIANCES: (number of) Ranges ___ Cook Tops ___ Wall Ovens ___ Dryers ___ Fans ___	Water Heaters ___ Disposals ___ Dishwashers ___ Compactors ___ Others (denote) ___	
TOTAL ___		
MISCELLANEOUS: (number of) Branch Panels ___		
Transformers ___		
Air Conditioners Central Unit ___		
Separate Units (windows) ___		
Signs 20 sq ft. and under ___		
Over 20 sq. ft. ___		
Swimming Pools Above Ground ___		
In Ground ___		
Fire / Burglar Alarms Residential ___		
Commercial ___		
Heavy Duty Outlets 220 Volt (such as welders) 30 amps and under ___		
over 30 amps ___		
Circus, Fairs etc. ___		
Alterations to wires ___		
Repair after fire ___		
Emergency Lights, battery ___		
Emergency Generators ___		
INSTALLATION FEE DUE:		
FOR ADDITIONAL WORK NOT ON ORIGINAL PERMIT DOUBLE FEE DUE:		
FOR REMOVAL OF A "STOP ORDER" (304-16.b) TOTAL AMOUNT DUE:		9.50

INSPECTION:

Will be ready on May 26, 1983; or Will Call ___

CONTRACTOR'S NAME: Eastern Elec.

ADDRESS: P. O. Box 346, Portland

TEL.: 772-6762

MASTER LICENSE NO.: 3279

LIMITED LICENSE NO.: ___

SIGNATURE OF CONTRACTOR: [signature]

INSPECTOR'S COPY — WHITE

OFFICE COPY — CANARY

CONTRACTOR'S COPY — GREEN

ELECTRICAL INSTALLATIONS—

Permit Number 89951

Location 1001 Westbrook St.

Owner Capt. (United Air Lines)

Date of Permit 5-26-83

Final Inspection 6-13-83

By Inspector Libby

Permit Application Register Page No. 148

INSPECTIONS: Service ______ by ______

Service called in ______

Closing-in 5-24-83 by Libby

PROGRESS INSPECTIONS: 6-13-83

CODE COMPLIANCE COMPLETED

DATE 6-13-83

DATE: REMARKS:

NB PERMIT # 1252 * Call When Ready 799-6908 Given out 2/25/88

PERMIT # 1252 CITY OF _____ BUILDING PERMIT APPLICATION MAP # _____ LOT# _____

Please fill out any part which applies to job. Proper plans must accompany form.

Owner: Ruth Doody 339 Fowler Rd Cape E.

Address: Diamond Shore Rd Great Diamond Is

LOCATION OF CONSTRUCTION: GREAT DIAMOND ISLAND

CONTRACTOR: Michael Smiley SUBCONTRACTORS: to be determined

ADDRESS: RFD #1, Box 2362 New Sharon, Me. 04955

Est. Construction Cost $40,000 Type of Use: Residence

Past Use:

Building Dimensions L ____ W ____ Sq. Ft. ____ # Stories ____ Lot Size ____

Is Proposed Use: ____ Seasonal ____ Condominium ____ Apartment ____

Conversion - Explain

COMPLETE ONLY IF THE NUMBER OF UNITS WILL CHANGE.

Residential Buildings Only:

Of Dwelling Units ____ # Of New Dwelling Units ____

For Official Use Only

Date August 25, 1988

Inside Fire Limits

Bldg Code

Time Limit

Estimated Cost 40,000.00

Value/Structure

Fee 220.00

Subdivision: Yes / No ✓

Name

Lot

Block

Permit Expiration

Ownership: Public / Private

OCT 12 1988

City Of Portland

Foundation:

1. Type of Soil: Ledge
2. Set Backs - Front 85' Rear 80' Side(s) 85'
3. Footings Size: 16" diam
4. Foundation Size: 26' x 30'
5. Other 16" sonnec tubes anchored to ledge

Floor:

1. Sills Size: 6X10 solid beam on 2X12 #2, Sills must be anchored.
2. Girder Size: 6X10 solid beam
3. Lally Column Spacing: — Size: —
4. Joists Size: 2X10 Spacing 16" O.C.
5. Bridging Type: Solid 2X8 Size: 2X8
6. Floor Sheathing Type: ply Size: 3/4"
7. Other Material:

Exterior Walls: 4 1/2" stress-skin panels (see sheet attached to plans)

1. Studding Size: — Spacing —
2. No. windows 17
3. No. Doors 3
4. Header Sizes — Span(s) —
5. Bracing: Yes 4X6 knee No. 28
6. Corner Posts Size 8X8
7. Insulation Type rigid foam Size 3 3/16"
8. Sheathing Type 7/16" O.S.B Size 3/16"
9. Siding Type Pine clapboards Weather Exposure 4"
10. Masonry Materials —
11. Metal Materials —

Interior Walls:

1. Studding Size 2X4 Spacing 16"
2. Header Size 2X6 Span(s) 2'-6" max
3. Wall Covering Type sheetrock
4. Fire Wall if required —
5. Other Materials —

Ceiling:

1. Ceiling Joists Size: 6X6 - 33 1/2" O.C.
2. Ceiling Strapping Size — Spacing —
3. Type Ceilings: 1X8 V-match T&G pine 1st floor, sheetrock 2nd
4. Insulation Type 2" rigid foam, fiberglass Size 6"
5. Ceiling Height: 8'-2" 1st, 5'-0 to 11'-4 2nd

Roof:

1. Truss or Rafter Size 2X10 Span 12'-0"
2. Sheathing Type ply Size 5/8
3. Roof Covering Type Asphalt shingles
4. Other

Chimneys:

Type: None Number of Fire Places

Heating:

Type of Heat: Electric

Electrical:

Service Entrance Size: 200 A Smoke Detector Required Yes ✓ No

Plumbing:

1. Approval of soil test if required Yes ✓ No
2. No. of Tubs or Showers 1
3. No. of Flushes 1
4. No. of Lavatories 1
5. No. of Other Fixtures 1 washer, kitchen sink, DW

Swimming Pools: NONE

1. Type:
2. Pool Size: x Square Footage
3. Must conform to National Electrical Code and State Law.

Zoning:

District Street Frontage Req.: Provided

Required Setbacks: Front Back Side Side

Review Required:

Zoning Board Approval: Yes No Date:

Planning Board Approval: Yes No Date:

Conditional Use: Variance Site Plan Subdivision

Shore and Floodplain Mgmt Special Exception

Other (Explain)

Date Approved

Permit Received By

Signature of Applicant Michael J. Smiley Date 2-23-88

Signature of CEO Date

Inspection Dates (7) 2a

White-Tax Assesor Yellow-GPCOG White Tag-CEO

© Copyright GPCOG 1987

PERMIT # 001252 CITY OF _____ BUILDING PERMIT APPLICATION MAP # _____ LOT# _____

Please fill out any part which applies to job. Proper plans must accompany form.

Owner: Ruth Dowdy 334 Oliver Rd

Address: Diamond Shores Dr. Great Diamond I

LOCATION OF CONSTRUCTION Great Diamond Island

CONTRACTOR: Michael Bailey SUBCONTRACTORS: [illegible]

ADDRESS: RFD #1, Box 2362 New Sharon, Me. 04955

Est. Construction Cost: $40,000 Type of Use: Residence

Past Use:

Building Dimensions L ___ W ___ Sq. Ft. ___ # Stories ___ Lot Size ___

Is Proposed Use: ___ Seasonal ___ Condominium ___ Apartment ___

Conversion - Explain ___

COMPLETE ONLY IF THE NUMBER OF UNITS WILL CHANGE

Residential Buildings Only:

Of Dwelling Units ___ # Of New Dwelling Units ___

Foundation:

1. Type of Soil: Ledge
2. Set Backs - Front 85' Rear 80' Side(s) [illegible]
3. Footings Size: N/A
4. Foundation Size: 26' x 30'
5. Other 16" sonotubes anchored to ledge

Floor:

1. Sills Size: 6X6 [illegible] 2X12 & 17; Sills must be anchored.
2. Girder Size: 6X6 solid beam
3. Lally Column Spacing: ___ Size: ___
4. Joists Size: 2X6 Spacing 16" O.C.
5. Bridging Type: solid 2X8 Size: 1X8
6. Floor Sheathing Type: CDX Size: 3/4"
7. Other Material: ___

Exterior Walls: 4'x8' [illegible] s-skin panels (see sheet attached to plans)

1. Studding Size ___ Spacing ___
2. No. windows 11
3. No. Doors 3
4. Header Sizes ___ Span(s) ___
5. Bracing: Yes 4X6 knee No. 28
6. Corner Posts Size 2X8
7. Insulation Type [illegible] Size 3 1/16"
8. Sheathing Type 1/2" O.S.B. Size 7/16"
9. Siding Type Pine Clapboards Weather Exposure 4"
10. Masonry materials ___
11. Metal Materials ___

Interior Walls:

1. Studding Size 2X4 Spacing 16"
2. Header Sizes 2X6 Span(s) [illegible]
3. Wall Covering Type Sheetrock
4. Fire Wall if required ___
5. Other Materials ___

For Official Use Only

Date [illegible] Subdivision Yes / No

Inside Fire Limits ___ Name ___

Zone Code ___ Lot ___

Tax Map ___ Block ___

Estimated Cost ___ Permit Expiration ___

Valuation ___ Ownership Public ___

Fee ___ Private ___

PERMIT ISSUED

OCT 12 1988

Ceiling:

1. Ceiling Joists Size: 6X6 - 23 1/2" O.C.
2. Ceiling Strapping Size ___ Spacing ___
3. Type Ceilings: 1X8 V-match T&G [illegible] floor sheathing
4. Insulation Type [illegible] Size [illegible]
5. Ceiling Height [illegible]

Roof:

1. Truss or Rafter Size 2X6 Span 12'-0"
2. Sheathing Type CDX Size 3/8
3. Roof Covering Type Asphalt shingles
4. Other ___

Chimneys:

Type: None Number of Fire Places ___

Heating:

Type of Heat: Electric

Electrical:

Service Entrance Size: 200 A Smoke Detector Required Yes ✓ No ___

Plumbing:

1. Approval of soil test if required Yes ✓ No ___
2. No. of Tubs or Showers 1
3. No. of Flushes 1
4. No. of Lavatories 1
5. No. of Other Fixtures 1 washer, kitch sink, dry

Swimming Pools: NONE

1. Type: ___
2. Pool Size: ___ x ___ Square Footage ___
3. Must conform to National Electrical Code and State Law.

Zoning:

District TR-1 Street Frontage Req. ___ Provided ___

Required Setbacks: Front ___ Back ___ Side ___ Side ___

Review Required:

Zoning Board Approval: Yes ___ No ___ Date ___

Planning Board Approval: Yes ___ No ___ Date ___

Conditional Use ___ Variance ___ Site Plan ___ Subdivision ___

Shore and Floodplain Mgmt ___ Special Exception ___

Other ___ (Explain) ___

Date Approved [illegible]

Permit Received By ___

Signature of Applicant [signature] Date 8-25-88

Signature of CEO ___ Date ___

Inspection Dates ___

[7] Arthur Addotto

White-Tax Assessor Yellow-GPCOG White Tag-CEO

© Copyright GPCOG 1987

PLOT PLAN

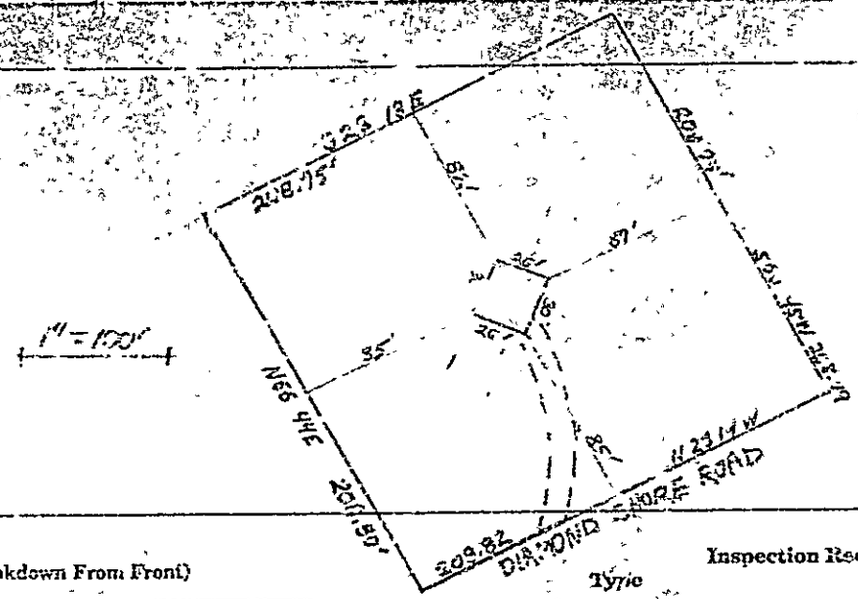

FEES (Breakdown From Front)

Base Fee $_____

Subdivision Fee $_____

Site Plan Review Fee $_____

Other Fees $_____

(Explain)_____

Late Fee $_____

Inspection Record

Type	Date
	/ /
	/ /
	/ /
	/ /
	/ /
	/ /

COMMENTS

_____

Signature of Applicant_____ Date_____

CITY OF PORTLAND, MAINE
389 CONGRESS STREET
PORTLAND, MAINE 04101
(207) 775-5451

P. SAMUEL HOFFSES, CHIEF
INSPECTION SERVICES DIVISION

DEPARTMENT OF PLANNING & URBAN DEVELOPMENT

October 11, 1988

RE: 83C-A-5 Diamond Shore Rd.-Great Diamond Island

Ruth Doody
339 Fowler Road
Cape Elizabeth, Maine 04107

Dear Ms. Doody,

Permit to construct a 30' X 26'5" single-family dwelling as per plans is being issued with the following requirements.

Minor Minor site plan review was approved as follows:

1.) Public Works approval with no comments by Stephen K. Harris
2.) Zoning Approval with no comments by Warren J. Turner

Building code requirements are as follows:

1.) Every sleeping room below the fourth story in buildings of Use Groups R and I-1 shall have at least one operable window or exterior door approved for emergency egress of rescue. The units must be operable from the inside opening without the use of separate tools. Where windows are provided as a means of egress or rescue, they shall have a sill height not more than 44 inches (1118 mm) above the floor. All egress or rescue windows from sleeping rooms must have minimum net clear openings of 5.7 square feet (0.53m²). The minimum net clear opening height dimension shall be 24 inches (610 mm). The minimum net clear opening width dimension shall be 20 inches (508 mm).

2.) A guardrail system located near the open side of deck or elevated walking surfaces shall be constructed. Guards in buildings of Use Group R-3 shall be not less than 36 inches in height. Open guards shall have intermediate rails, balusters or other construction such that a sphere with a diameter of 6 inches cannot pass through any opening.

3.) In addition to any automatic fire alarm system required by Sections 1018.3.5, a minimum of one single station smoke detector shall be installed in each guest room, suite of sleeping area in buildings of Use Groups R-1 and I-1 and in dwelling units in the immediate vicinity of the bedrooms in buildings of Use Group R-2 or R-3. When actuated, the detector shall provide an alarm suitable to warn the occupants within the individual unit (see Section 1717.3.1).

In buildings of Use Groups R-1 and R-2 which have basements, an additional smoke detector shall be installed in the basement. In buildings of Use Group R-3, smoke detectors shall be required on every story of the dwelling unit, including basements.

In dwelling units with split levels, a smoke detector installed on the upper level shall suffice for the adjacent lower level provided the lower level is less than one full story below the upper level. If there is an intervening door between the adjacent levels, a smoke detector shall be installed on both levels.

All detectors shall be installed in an approved location. Where more than one detector is required to be installed within an individual dwelling unit, the detectors shall be wired in such a manner that the actuation of one alarm will actuate all the alarms in the individual unit.

If you have any questions, please do not hesitate to contact this office or your inspector. Our new telephone number is 874-8693.

Very truly yours,

Marge Schmuckal
Asst. Chief of Inspection

/el

PERMIT # _____ CITY OF Portland BUILDING PERMIT APPLICATION MAP # _____ LOT# _____

Please fill out any part which applies to job. Proper plans must accompany form.

Owner: Doody, Ruth

Address: 339 Fowler Road, Cape Elizabeth

LOCATION OF CONSTRUCTION Diamond shore Road 03C-A-5

CONTRACTOR: Micahel Smiley SUBCONTRACTORS Great Diamond Isl.

ADDRESS New Sharon, Maine

Est. Construction Cost: _____ Type of Use: single family

Past Use: _____

Building Dimensions L ___ W ___ Sq. Ft. ___ # Stories: ___ Lot Size: ___

Is Proposed Use: _____ Seasonal _____ Condominium _____ Apartment _____

_____ Conversion - Explain minor site plan review

COMPLETE ONLY IF THE NUMBER OF UNITS WILL CHANGE

Residential Buildings Only:

Of Dwelling Units _____ # Of New Dwelling Units _____

Foundation:

1. Type of Soil: _____
2. Set Backs - Front _____ Rear _____ Side(s) _____
3. Footings Size: _____
4. Foundation Size: _____
5. Other _____

Floor:

1. Sills Size: _____ Sills must be anchored.
2. Girder Size: _____
3. Lally Column Spacing: _____ Size: _____
4. Joists Size: _____ Spacing 16" O.C.
5. Bridging Type: _____ Size: _____
6. Floor Sheathing Type: _____ Size: _____
7. Other Material: _____

Exterior Walls:

1. Studding Size _____ Spacing _____
2. No. windows _____
3. No. Doors _____
4. Header Sizes _____ Span(s) _____
5. Bracing: Yes _____ No. _____
6. Corner Posts Size _____
7. Insulation Type _____ Size _____
8. Sheathing Type _____ Size _____
9. Siding Type _____ Weather Exposure _____
10. Masonry Materials _____
11. Metal Materials _____

Interior Walls:

1. Studding Size _____ Spacing _____
2. Header Sizes _____ Span(s) _____
3. Wall Covering Type _____
4. Fire Wall if required _____
5. Other Materials _____

PERMIT ISSUED WITH LETTER

For Official Use Only

Date August 12, 1988

Inside Fire Limits _____

Bldg Code _____

Time Limit _____

Estimated Cost _____

Value/Structure _____

Fee 20.00

Subdivision Yes / No

Name _____

Lot _____

Block _____

Permit Expiration: _____

Ownership _____ Public _____ Private

Ceiling:

1. Ceiling Joists Size: _____
2. Ceiling Strapping Size _____ Spacing _____
3. Type Ceilings: _____
4. Insulation Type _____ Size _____
5. Ceiling Height: _____

Roof:

1. Truss or Rafter Size _____ Span _____
2. Sheathing Type _____ Size _____
3. Roof Covering Type _____
4. Other _____

Chimneys:

Type: _____ Number of Fire Places _____

Heating:

Type of Heat: _____

Electrical:

Service Entrance Size: _____ Smoke Detector Required Yes ___ No ___

Plumbing:

1. Approval of soil test if required Yes _____ No _____
2. No. of Tubs or Showers _____
3. No. of Flushes _____
4. No. of Lavatories _____
5. No. of Other Fixtures _____

Swimming Pools:

1. Type: _____
2. Pool Size: _____ x _____ Square Footage _____
3. Must conform to National Electrical Code and State Law.

Zoning:

District IR-1 Street Frontage Req.: _____ Provided _____

Required Setbacks: Front _____ Back _____ Side _____ Side _____

Review Required:

Zoning Board Approval: Yes _____ No _____ Date: _____

Planning Board Approval: Yes _____ No _____ Date: _____

Conditional Use: _____ Variance _____ Site Plan _____ Subdivision _____

Shore and Floodplain Mgmt _____ Special Exception _____

Other _____ (Explain) _____

Date Approved: OK Marie Palmer Oct 3, 1988

Permit Received By Jaonne Quint

Signature of Applicant _____ Date August 12, 1988

Signature of CEO _____ Date _____

Inspection Dates _____

7 Arthur Adams

White-Tax Assesor Yellow-GPCOG White Tag -CEO

© Copyright GPCOG 1987

CITY OF PORTLAND, MAINE

SITE PLAN REVIEW

Processing Form

Applicant: Ruth Doody

Date: Aug 12 1988

Mailing Address: 339 Fowler Road Cape Eliz

Address of Proposed Site: FR7 Diamond Island Road

Proposed Use of Site: Cape Elizabeth 04107

Site Identifier(s) from Assessors Maps: 83C-A-5 Co. AT DIAMOND ISL

Acreage of Site / Ground Floor Coverage: 1 Acre 1

Zoning of Proposed Site: IR-1

Site Location Review (DEP) Required: ( ) Yes (✓) No

Board of Appeals Action Required: ( ) Yes (✓) No

Planning Board Action Required: ( ) Yes (✓) No

Proposed Number of Floors: 2

Total Floor Area: 1560

Other Comments:

Date Dept. Review Due:

BUILDING DEPARTMENT SITE PLAN REVIEW

(Does not include review of construction plans)

☐ Use does NOT comply with Zoning Ordinance

☐ Requires Board of Appeals Action

☐ Requires Planning Board/City Council Action

Explanation

☑ Use complies with Zoning Ordinance — Staff Review Below

Zoning: SPACE & BULK, as applicable	DATE	ZONE LOCATION	INTERIOR OR CORNER LOT	40 FT. SETBACK AREA (SEC. 21)	USE	SEWAGE DISPOSAL	REAR YARDS	SIDE YARDS	FRONT YARDS	PROJECTIONS	HEIGHT	LOT AREA	BUILDING AREA	AREA PER FAMILY	WIDTH OF LOT	LOT FRONTAGE	OFF-STREET PARKING	LOADING BAYS	
COMPLIES																			
COMPLIES CONDITIONALLY																			CONDITIONS SPECIFIED BELOW
DOES NOT COMPLY																			REASONS SPECIFIED BELOW

REASONS:

C. L. Karen Turner Oct 5, 1988

SIGNATURE OF REVIEWING STAFF/DATE

BUILDING DEPARTMENT—ORIGINAL

CITY OF PORTLAND, MAINE
SITE PLAN REVIEW
Processing Form

Ruth Doody
Applicant

August 12, 1988
Date

339 Fowler Road
Mailing Address

Diamond Shore Road
Address of Proposed Site

single family
Proposed Use of Site

Site Identifier(s) from Assessors Maps

1 / 780
Acreage of Site / Ground Floor Coverage

Zoning of Proposed Site

Site Location Review (DEP) Required: ( ) Yes ( ) No
Board of Appeals Action Required: ( ) Yes ( ) No
Planning Board Action Required: ( ) Yes ( ) No

Proposed Number of Floors 2
Total Floor Area 1560

Other Comments:

Date Dept. Review Due:

PUBLIC WORKS DEPARTMENT REVIEW

(Date Received)

	TRAFFIC CIRCULATION	ACCESS	CURB CUTS	ROAD WIDTH	PARKING	SIGNALIZATION	TURNING MOVEMENTS	LIGHTING	CONFLICT WITH CITY CONSTRUCTION PROJECT	DRAINAGE	SOIL TYPES	SEWERS	CURBING	SIDEWALKS	OTHER	
APPROVED																
APPROVED CONDITIONALLY																CONDITIONS SPECIFIED BELOW
DISAPPROVED																REASONS SPECIFIED BELOW

REASONS:

(Attach Separate Sheet If Necessary)

9/30/88
SIGNATURE OF REVIEWING STAFF/DATE

PUBLIC WORKS DEPARTMENT COPY

Applicant: Ruth Woody Date: Oct 5, 1988

Address: Diamond Shore Road ~~Street~~ Diamond Island

Assessors No.: 83C-A-5

CHECK LIST AGAINST ZONING ORDINANCE

Date -

Zone Location - IR-1 Island Residence Zone

Interior or corner lot - Interior

Use - Construct single family dwelling

Sewage Disposal - Septic in ground

Rear Yards - 30' required

Side Yards - 20' and 20' required

Front Yards - 30' required

Projections -

Height - Two story

Lot Area - 43,577 sq. ft. w/public water (assessor's 43,560 sq. ft.)

Building Area - 780 sq. ft.

Area per Family - 40,000 ft

Width of Lot - 208.75' x 208.25'

Lot Frontage - 208.75

Off-street Parking - OK.

Loading Bays - NA

Oct. 5, 1988
M.J.T.

Site Plan -

Shoreland Zoning

Flood Plains -

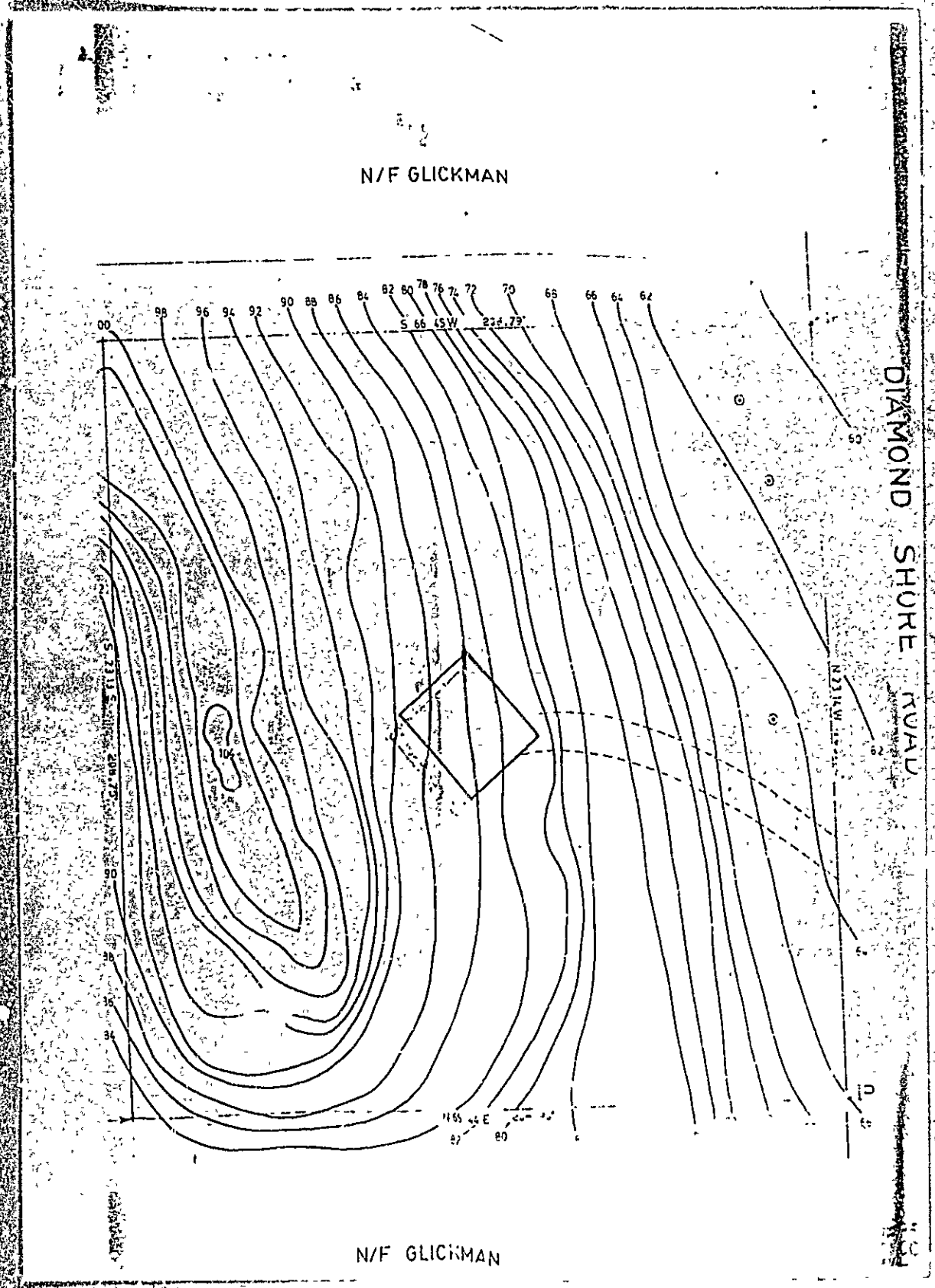
N/F GLICKMAN
DIAMOND SHORE ROAD
N/F GLICKMAN

SUBSURFACE WASTEWATER DISPOSAL SYSTEM APPLICATION

Department of Human Services
Division of Health Engineering
(207) 289-3826

PROPERTY ADDRESS

Town or Plantation	Great Diamond Is Portland
Street Subdivision Lot #	83 C-A-5

PROPERTY OWNERS NAME

Last: Doody First: Ruth E

Applicant Name:	
Mailing Address of Owner/Applicant (If Different)	337 Fowlers Road Cape Elizabeth Me 04107

Caution: Permit Required

The Subsurface Wastewater Disposal System shall not be installed until a Permit is attached here by the Local Plumbing Inspector. The Permit shall authorize the owner or installer to install the disposal system in accordance with this application and the Maine Subsurface Wastewater Disposal Rules.

Owner/Applicant Statement

I certify that the information submitted is correct to the best of my knowledge and understand that any falsification is reason for the Local Plumbing Inspector to deny a Permit.

Signature of Owner/Applicant — Date

Caution: Inspection Required

I have inspected the installation authorized above and found it to be in compliance with the Subsurface Wastewater Disposal Rules.

Local Plumbing Inspector Signature — Date Approved

PERMIT INFORMATION

THIS APPLICATION IS FOR:

1. ☒ NEW SYSTEM
2. ☐ REPLACEMENT SYSTEM
3. ☐ EXPANDED SYSTEM
4. ☐ SEASONAL CONVERSION
5. ☐ EXPERIMENTAL SYSTEM

THIS APPLICATION REQUIRES:

1. ☒ NO RULE VARIANCE REQUIRED
2. ☐ NEW SYSTEM VARIANCE Attach New System Variance Form
   ☐ REPLACEMENT SYSTEM VARIANCE Attach Replacement System Variance Form
   3. ☐ Requires only Local Plumbing Inspector Approval
   4. ☐ Requires both State and Local Plumbing Inspector Approval

INSTALLATION IS

COMPLETE SYSTEM

1. ☒ NON-ENGINEERED SYSTEM
2. ☐ PRIMITIVE SYSTEM (Includes Alternative Toilet)
3. ☐ ENGINEERED (+2000 gpd)

INDIVIDUALLY INSTALLED COMPONENTS:

4. ☐ TREATMENT TANK (ONLY)
5. ☐ HOLDING TANK
6. ☐ ALTERNATIVE TOILET (ONLY)
7. ☐ NON-ENGINEERED DISPOSAL AREA (ONLY)
8. ☐ ENGINEERED DISPOSAL AREA (ONLY)
9. ☐ SEPARATED LAUNDRY SYSTEM

IF REPLACEMENT SYSTEM:

YEAR FAILING SYSTEM INSTALLED _____

THE FAILING SYSTEM IS:

1. ☐ BED 3. ☐ TRENCH
2. ☐ CHAMBER 4. ☐ OTHER _____

DISPOSAL SYSTEM TO SERVE:

1. ☒ SINGLE FAMILY DWELLING
2. ☐ MODULAR OR MOBILE HOME
3. ☐ MULTIPLE FAMILY DWELLING
4. ☐ OTHER _____ SPECIFY

SIZE OF PROPERTY	ZONING	TYPE OF WATER SUPPLY
1 Acre	Yes	Public

DESIGN DETAILS (SYSTEM LAYOUT SHOWN ON PAGE 3)

TREATMENT TANK

1. ☒ SEPTIC: ☐ Regular ☒ Low Profile
2. ☐ AEROBIC

SIZE: 1000 GALS.

WATER CONSERVATION

1. ☒ NONE
2. ☐ LOW VOLUME TOILET
3. ☐ SEPARATED LAUNDRY SYSTEM
4. ☐ ALTERNATIVE TOILET

SPECIFY: _____

PUMPING

1. ☒ NOT REQUIRED
2. ☐ MAY BE REQUIRED (DEPENDING ON TREATMENT TANK LOCATION AND ELEVATION)
3. ☐ REQUIRED

DOSE: _____ GALS

CRITERIA USED FOR DESIGN FLOW (BEDROOMS, SEATING, EMPLOYEES, WATER RECORDS, ETC.)

3 Bedrooms

SOIL CONDITIONS USED FOR DESIGN PURPOSES

PROFILE 3 | CONDITION C

DEPTH TO LIMITING FACTOR 30"

SIZE RATINGS USED FOR DESIGN PURPOSES

1. ☐ SMALL
2. ☐ MEDIUM
3. ☒ MEDIUM LARGE
4. ☐ LARGE
5. ☐ EXTRA LARGE

DISPOSAL AREA TYPE/SIZE

1. ☐ BED Echo Tech 20 Units Sq. Ft.
2. ☐ CHAMBER 1160 Sq. Ft.
   ☒ REGULAR ☐ H 20
3. ☐ TRENCH _____ Linear Ft
4. ☐ OTHER _____

DESIGN FLOW: 270 (GALLONS/DAY)

SITE EVALUATOR STATEMENT

☐ SITE EVALUATION WAIVED BY LOCAL OPTION

On 4/25/87 (date) I conducted a site evaluation for this project and certify that the data reported is accurate. The system I propose is in accordance with the Subsurface Wastewater Disposal Rules.

Site Evaluator or Professional Engineer's Signature — 143 / 1513 SE# / PE# — 6-7-88 Date

* Local Plumbing Inspectors Signature if a Local Site Evaluation Waiver under a Local Option

SUBSURFACE WASTEWATER DISPOSAL SYSTEM APPLICATION

Department of Human Services
Division of Health Engineering

Town, City, Plantation: Great Diamond Is. Portland, Me.

Street, Road, Subdivision: 83C-A-5

Owners Name: Ruth E. Doody

SITE PLAN — Scale 1 = 40 Ft.

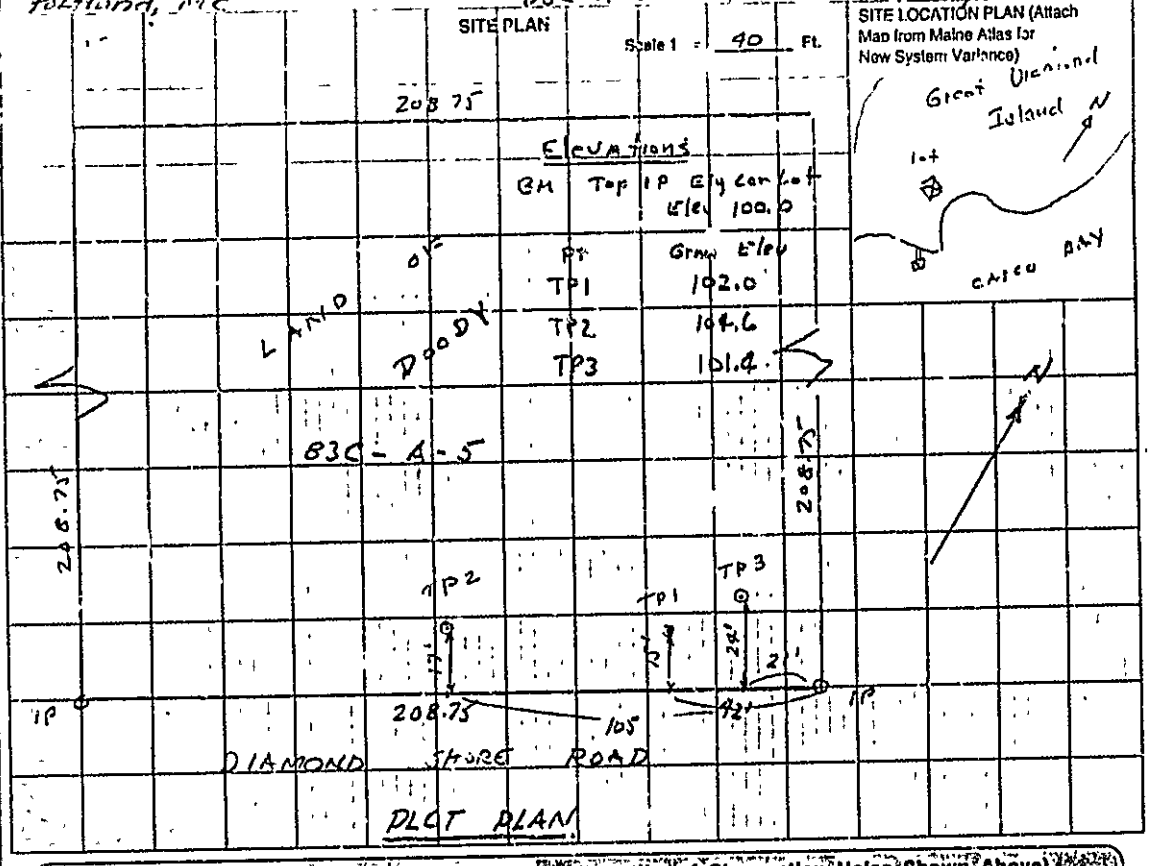

SITE LOCATION PLAN (Attach Map from Maine Atlas for New System Variance)

SOIL DESCRIPTION AND CLASSIFICATION (Location of Observation Holes Shown Above)

Observation Hole 1 — ☒ Test Pit ☐ Boring

0 " Depth of Organic Horizon Above Mineral Soil

Depth below mineral soil surface (inches)	Texture	Consistency	Color	Mottling
0–8	FSL		DB	
8–15	CHC Sand		YB	
15–30	L Stones	Friable	GyB	Roots
30–40	FSL	Firm	GyB	
40–50	Sandy Silty Loam Stones	Friable	Gy	

Soil Profile	Classification Condition	Slope	Limiting Factor	
7	S	4 %	34"	☐ Ground Water ☒ Restrictive Layer ☐ Bedrock

Observation Hole 2 — ☒ Test Pit ☐ Boring

0 " Depth of Organic Horizon Above Mineral Soil

Depth below mineral soil surface (inches)	Texture	Consistency	Color	Mottling
0–6	FSL		DB	
6–13	FSL		YB	
13–30	FSL Stones	Friable	LtB	Roots
30–40	FSL	Firm	GyB	
40–50				

Soil Profile	Classification Condition	Slope	Limiting Factor	
3	A	4 %	30"	☐ Ground Water ☐ Restrictive Layer ☒ Bedrock

[signature] — Site Evaluator or Professional Engineer's Signature

143/1513 — SE# / PE#

4-25-87 — Date

HHE-200 Rev. 4/83

SUBSURFACE WASTEWATER DISPOSAL SYSTEM APPLICATION

Department of Human Services
Division of Health Engineering

Town, City, Plantation: Portland, ME — Great Diamond Island
Street, Road, Subdivision: 83 C-A-5
Owners Name: Ruth E. Doody

SITE PLAN — Scale 1" = ____ Ft.

SITE LOCATION PLAN (Attach Map from Maine Atlas for New System Variance)

SOIL DESCRIPTION AND CLASSIFICATION (Location of Observation Holes Shown Above)

Observation Hole 3 — ☒ Test Pit ☐ Boring

0 " Depth of Organic Horizon Above Mineral Soil

DEPTH BELOW MINERAL SOIL SURFACE (Inches)

Texture	Consistency	Color	Mottling
FSL		DB	
Crse Sand		YB	
			Roots
Silty Loam		Lt Gy	

Soil (Profile)	Classification (Condition)	Slope %	Limiting Factor	
7	C	4	30	☐ Ground Water ☒ Restrictive Layer ☐ Bedrock

5211

Observation Hole _____ — ☐ Test Pit ☐ Boring

_____ " Depth of Organic Horizon Above Mineral Soil

DEPTH BELOW MINERAL SOIL SURFACE (Inches)

Texture	Consistency	Color	Mottling

Soil (Profile)	Classification (Condition)	Slope %	Limiting Factor	
				☐ Ground Water ☐ Restrictive Layer ☐ Bedrock

Theodore Wanek — Site Evaluator or Professional Engineer's Signature

143/1513 — SE# / PE#

4-25-87 — Date

Page 2 of 2

HHE - 200 Rev 4/83

SUBSURFACE WASTEWATER DISPOSAL SYSTEM APPLICATION

Department of Human Services
Division of Health Engineering

Town City, Plantation	Street, Road, Subdivision	Owners Name
Great Diamond Is - Hamil Mc	876-A-5	Ruth E Doody

SUBSURFACE WASTEWATER DISPOSAL PLAN

Scale 1" = 20 Ft.

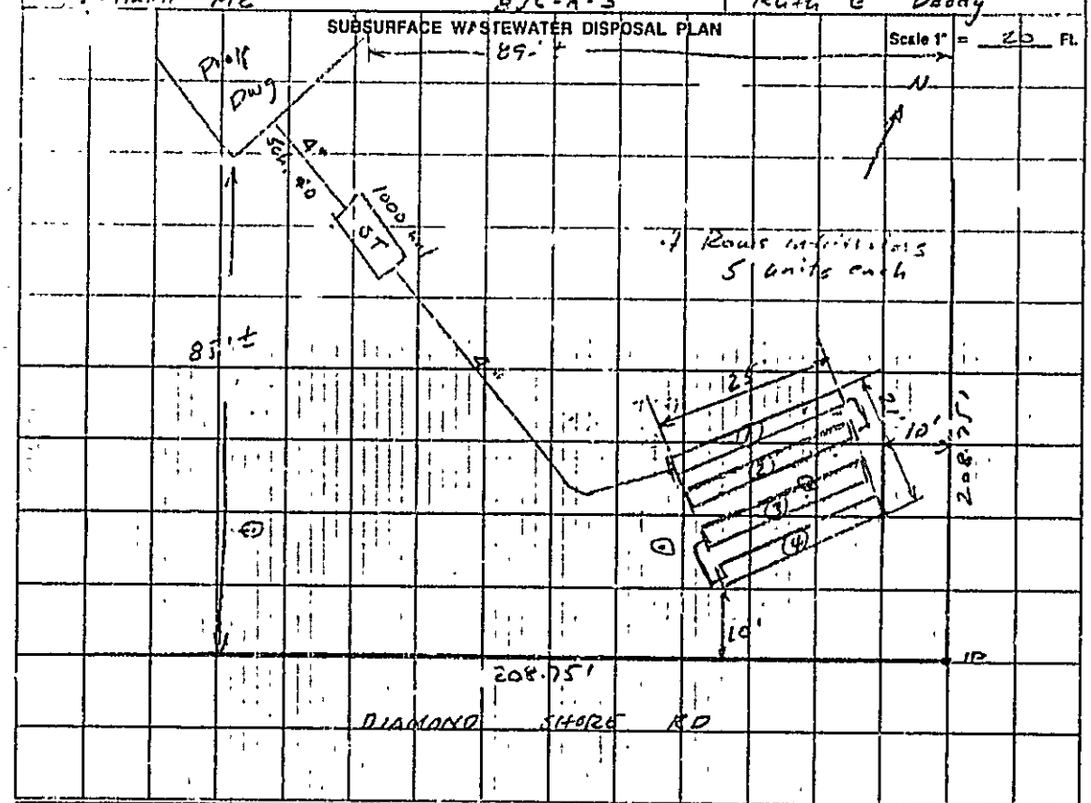

FILL REQUIREMENTS	CONSTRUCTION ELEVATIONS	ELEVATION REFERENCE POINT LOCATION & DESCRIPTION
Depth of Fill (Upslope) ___	Reference Elevation is 100.0'	BM Top J.P. Ely Con Lot
Depth of Fill (Downslope) ___	Bottom of Disposal Area See Below	Elev 100'
	Top of Distribution Lines or Chambers ___	

DISPOSAL AREA CROSS SECTION

Row #	Bottom Infiltr.	Top Infiltr.
1	101-0"	102-3"
2	100-6"	101-9"
3	100-0"	101-3"
4	99-6"	100-9"

Scale:
Vertical: 1 Inch = 5 Ft.
Horizontal: 1 Inch = 5 Ft.



Site Evaluator or Professional Engineer's Signature

143 / 1513
SE # / PE #

8-7-95
Date

Page 3 of 3
HHE-200 Rev. 4/83

N/F GLICKMAN

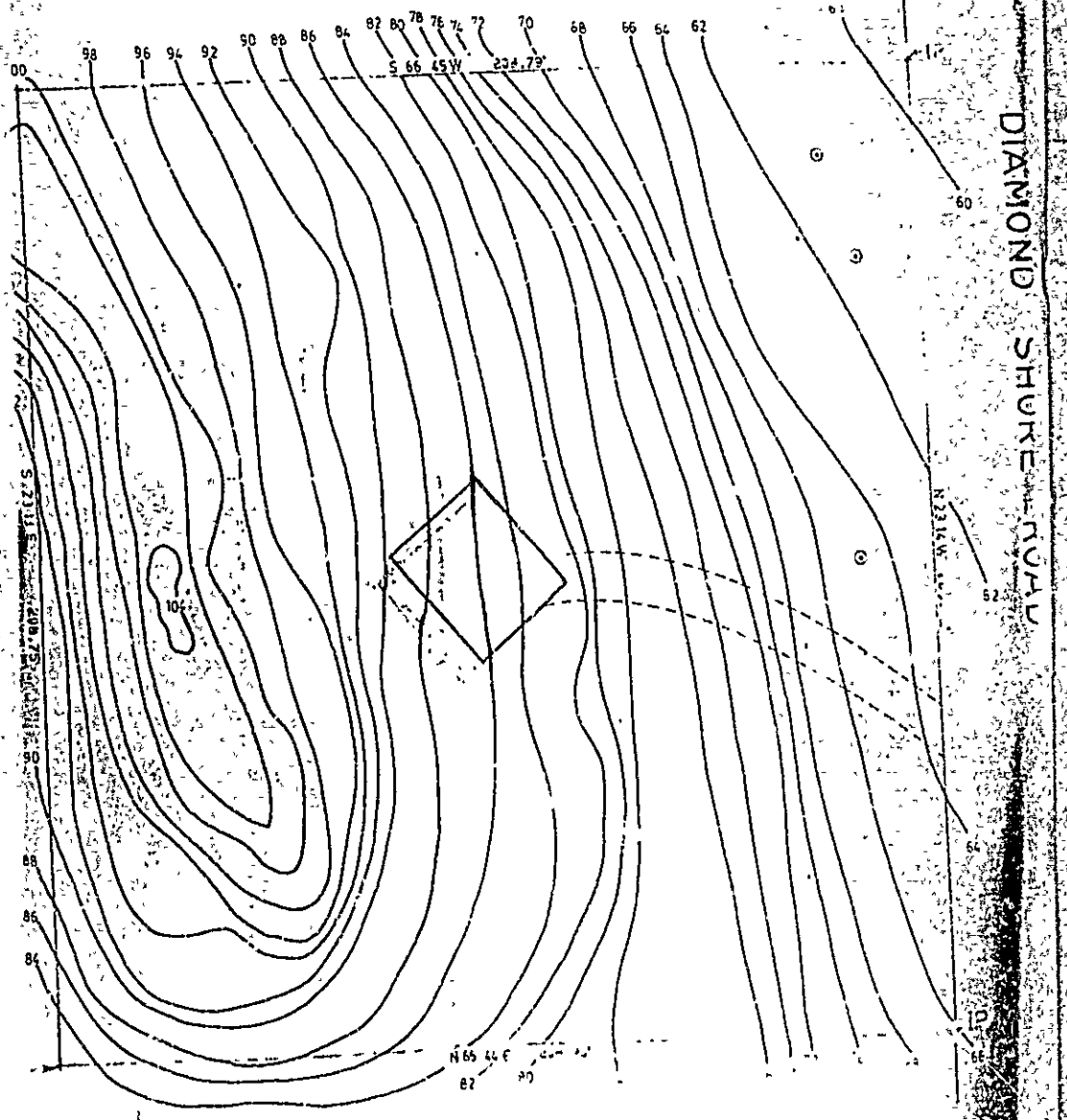

N/F GLICKMAN

WINTER PANEL CORP.

CURTAINWALL
TECHNICAL INFORMATION
Product Data | **No. C-2.1**

General Description

Curtainwall, manufactured by Winter Panel Corporation, is the premier stresskin panel used in timber frame construction today. The panel is designed for timber framers seeking the highest levels of quality, dependability and thermal efficiency. Winter Panel Corp. fully stands behind its panels, offering both the most complete warranty protection and the most extensive technical support in the industry.

Winter Panel Curtainwall is an isocyanurate-core stresskin panel with waferboard as the outer skin and drywall as the inner skin. Panels are manufactured in a continuous lamination process in which the foam directly bonds to the skins, providing the highest strength bond possible. The high-density isocyanurate insulation (an advanced formulation of urethane) provides very high insulation levels (R-26 for the 4 7/16"-thick panels) and excellent fire safety characteristics. Curtainwall panels provide more insulation than 9" of fiberglass or 6" of 1-lb density expanded polystyrene (EPS), yet at an overall thickness of only 4 7/16".

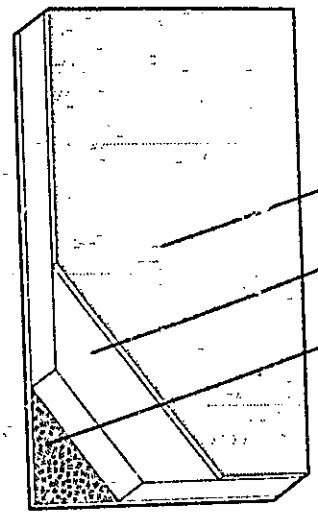

Applications

Winter Panel Curtainwall is used primarily for enclosing timber-frame buildings, providing both wall and roof systems. Wall panels rest on the sill or floor deck and are generally applied vertically, with 2x4 splines used to join panels. Because "blueboard" is used as the inner skin rather than standard gypsum drywall, the interior can either be taped and finished like standard drywall, or skim-coated, producing a superior wall finish.

Unlike in-fill walls used with conventional timber framing, there is no cutting and fitting required around posts, girts and corner braces with Curtainwall. The entire stresskin wall system is outside of the timber frame.

Roof panels can be run either perpendicular or parallel to the roof ridge, depending on whether a rafter or purlin roof framing system is employed by the timber frame. Unsupported roof joints are joined with dual 1x3 splines. A wide variety of roof trim details can be employed with Curtainwall to suit the desired architectural style. Complete installation details for timber frame applications are available from Winter Panel Corporation.

Dimensions and Physical Properties

Outer Skin 7/16" Oriented strand board (OSB) or oriented waferboard, a high-quality, exterior-rated, wood composite board.

Inner Skin ½" drywall (bluebeard), a gypsum wall board which can be taped and painted, or skim coated.

Insulation Core Polyisocyanurate, a 2-lb/ft³ density, Class I, closed-cell foam. The foam insulation contains no formaldehyde or formaldehyde-related chemicals.

Adhesion An extremely strong and durable bond between foam and skins is provided by the continuous lamination manufacturing process with injected foam expanding against the two skins under pressure.

DIMENSIONS AND WEIGHT:

Overall Thickness	4 9/16"
Thickness Tolerance	± 1/16"
Width	48"
Width Tolerance	+0" -⅛"
Standard Lengths (ft)	8, 9, 10, 12, 14, 16
Length Tolerance	+0" -⅛"
Weight	3.75 lb/ft²

STRUCTURAL PROPERTIES OF FOAM:

Compressive Strength	23.7 psi (ASTM C-365)[1]
Shear Strength	11.9 psi (ASTM C-273)[1]
Tensile Adhesion	16 psi (ASTM C-297)[2]
Flexural Modulus	760 psi (ASTM C-393)[2]
Shear Modulus	750 psi (ASTM C-273)[2]

1. Source: Pittsburgh Testing Laboratory
2. Source: Mobay Chemical

STRUCTURAL DESIGN GUIDELINES:

Roof spans: Unsupported horizontal spans shall not exceed 4 ft. All unsupported joints in roof panels shall be joined with dual 1x3 splines as specified in the Winter Panel Corp. Stresskin Installation Manual.

Wall spans: Unsupported vertical spans shall not exceed 8 ft unless panels are secured to vertical posts along the wall. With posts every 8 ft, unsupported vertical spans up to 16 ft are acceptible with a design wind load of 19 psf. For additional design loading information, contact the company. All unsupported wall joints shall be reinforced with 2x4 or dual 1x3 splines as specified in the Winter Panel Corp. Stresskin Installation Manual.

FOR MORE INFORMATION:

For additional information on Winter Panel stresskin products and applications, contact the company:

THERMAL PERFORMANCE:

Conductivity of Foam (k value) (aged 6 months)	.13-.15 [Btu-in/ft²hr°F]
Minimum R-Value of Panel (aged 6 months)	26 [Ft²hr°F/Btu]
WATER VAPOR PERMEABILITY	less than 1 perm.
WATER ABSORPTION	2.4% (ASTM C-209)

FIRE SAFETY:

Wall Finish Rating	22.5 minutes (ASTM E-119) — Exceeds 15-minute finish rating standard for light construction.
Foam Fire Rating	Class I
Smoke Developed	300 (ASTM E-84)
Flame Spread	23 (ASTM E-84)
Structural Integrity in Fire Conditions	Isocyanurate foam is a "thermo-set" plastic. It retains its structural integrity until completely consumed by fire. Melting does not occur.
Toxicity of Combustion Products	Dangerous gases may be given off in a fire. Combustion products are similar to those produced by burning wood.

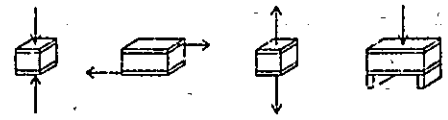

Compression *Shear* *Tensile Adhesion* *Flexural*

WARRANTY AND CODE COMPLIANCE:

Winter Panel Curtainwall panels come with a ten-year warranty covering defects in materials and workmanship. For complete warranty information, contact the company. Panels have been thoroughly tested for structural properties, R-value, fire safety and durability by independent testing laboratories. Test results are available upon request.

CODE COMPLIANCE:

Rhode Island Building Code Standards Committee (see Report #83-150).
New York State Fire Prevention and Building Code Council (Certificate of Acceptability No. 529-85-M & MC).
Meets Massachusetts Building Code Requirements.

WINTER PANEL CORP.

Winter Panel Corp.
RR 5, Box 168B
Brattleboro, VT 05301
(802) 254-2435