

114 BRACKETT STREET

2116

STANLEY MILNER

Nelson



CITY OF PORTLAND, MAINE
DEPARTMENT OF BUILDING INSPECTION
COMPLAINT

Location: end of Dermot Ct.

FILE COPY

COMPLAINT NO. 74/96

Date Received August 27, 1974

From 116 Brackett St

Location end of Dermot Court

Use of Building on streets

Owner's name and address _____

Telephone _____

Tenant's name and address _____

Telephone _____

Complainant's name and address local neighbor

Telephone _____

Description: R-6 Zone - There are 2 junk cars on the end of this street. The complainant called the police & they said they could do nothing, can we?

NOTES: 8-29-74 None today

Lined area for additional notes, containing a large handwritten mark.

CITY OF PORTLAND, MAINE
DEPARTMENT OF BUILDING INSPECTION

August 16, 1971

Portland Renewal Authority

With relation to permit applied for to demolish a building or portion of building at 112 Brackett St. it is unlawful to commence demolition work until a permit has been issued from this department.

Section 6 of the Ordinance for rodent and vermin control provides: "It shall be unlawful to demolish any building or structure unless provision is made for rodent and vermin eradication. No permit for the demolition of a building or structure shall be issued by the Building Inspection Department until and unless provisions for rodent and vermin eradication have been carried out under supervision of a pest control operator registered with the Health Department.

The building permit for demolition cannot be issued until the provisions of this section have been satisfied. It is the obligation of owner or demolition contractor or both to take up with the Health Department the matter of complying with this section, being prepared to inform that department what registered pest control operator is to be employed.

Very truly yours,

R. Lovell Brown
Director

h

Eradication of this building has been completed.

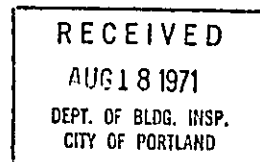
R. Lovell Brown

Contractor: Ralph Romano Jr. Inc.

Aug. 17, 1971

Inspection this date revealed No rodent activity.

UNITS: 1



F. J. Graff
F. J. Graff



APPLICATION FOR PERMIT

Class of Building or Type of Structure _____

Portland, Maine, August 16, 1971

PERMIT ISSUED

AUG 18 1971

578

CITY of PORTLAND

To the INSPECTOR OF BUILDINGS, PORTLAND, MAINE:

The undersigned hereby applies for a permit to erect alter repair demolish install the following building structure equipment in accordance with the Laws of the State of Maine, the Building Code and Zoning Ordinance of the City of Portland, plans and specifications, if any, submitted herewith and the following specifications:

Location 112 Brackett St. Within Fire Limits? _____ Dist. No. _____

Owner's name and address Portland Renewal Authority Telephone _____

Lessee's name and address _____ Telephone _____

Contractor's name and address Ralph Romano Jr., Inc., 55 Frederick St. Telephone _____

Architect _____ Specifications _____ Plans _____ No. of sheets _____

Proposed use of building _____ No. families _____

Last use Dwelling No. families 1

Material _____ No. stories _____ Heat _____ Style of roof _____ Roofing _____

Other buildings or same lot _____

Estimated cost \$ _____ Fee \$ 10.00

General Description of New Work

To demolish existing 1 1/2 story frame dwelling

It is understood that this permit does not include installation of heating apparatus which is to be taken out separately by and in the name of the heating contractor. PERMIT TO BE ISSUED TO contractor

Sent to Dept. 8/16/71

Details of New Work

Is any plumbing involved in this work? _____ Is any electrical work involved in _____

Is connection to be made to public sewer? _____ If not, what is proposed for sewer? _____

Has septic tank notice been sent? _____ Form notice sent? _____

Height average grade to top of plate _____ Height average grade to highest point of roof _____

Size, front _____ depth _____ No. stories _____ solid or filled land? _____ earth or rock? _____

Material of foundation _____ Thickness, top _____ bottom _____ cellar _____

Kind of roof _____ Rise per foot _____ Roof covering _____

No. of chimneys _____ Material of chimneys _____ of lining _____ Kind of heat _____ fuel _____

Framing Lumber—Kind _____ Dressed or full size? _____ Corner posts _____ Sills _____

Size Girder _____ Columns under girders _____ Size _____ Max. on centers _____

Studs (outside walls and carrying partitions) 2x4-16" O. C. Bridging in every floor and flat roof span over 8 feet.

Joists and rafters: 1st floor _____, 2nd _____, 3rd _____, roof _____

On centers: 1st floor _____, 2nd _____, 3rd _____, roof _____

Maximum span: 1st floor _____, 2nd _____, 3rd _____, roof _____

If one story building with masonry walls, thickness of walls? _____ height? _____

If a Garage

No. cars now accommodated on same lot _____, to be accommodated _____ number commercial cars to be accommodated _____

Will automobile repairing be done other than minor repairs to cars habitually stored in the proposed building? _____

APPROVED:

Miscellaneous

Will work require disturbing of any tree on a public street? _____

Will there be in charge of the above work a person competent to see that the State and City requirements pertaining thereto are observed? yes

Portland Renewal Authority

CS 301

INSPECTION COPY

Signature of owner

Ralph Romano Jr. Inc.
R Romano

CITY OF PORTLAND
DEPARTMENT OF PUBLIC WORKS
DEMOLITION OF BUILDINGS

A building will be demolished at # 11A Brackett street
on permit issued 5-11-'71.

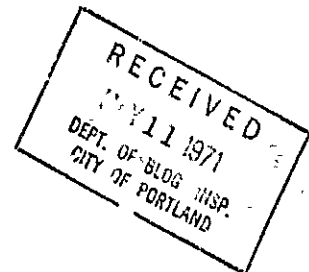
The Contractor is Ralph Romano Jr.

2-story frame dwelling(2-families)

5/11/71 The Contractor and the Sewer Division have been notified of sealing the House Drain before the building can be demolished.

DEPARTMENT OF PUBLIC WORKS

LEE S. TOWNSEND



CITY OF PORTLAND, MAINE
DEPARTMENT OF BUILDING INSPECTION

May 7, 1971


Portland Renewal

With relation to permit applied for to demolish a building or portion of building at 111 Brackett St. it is unlawful to commence demolition work until a permit has been issued from this department.

Section 6 of the Ordinance for rodent and vermin control provides: "It shall be unlawful to demolish any building or structure unless provision is made for rodent and vermin eradication. No permit for the demolition of a building or structure shall be issued by the Building Inspection Department until and unless provisions for rodent and vermin eradication have been carried out under supervision of a pest control operator registered with the Health Department.

The building permit for demolition cannot be issued until the provisions of this section have been satisfied. It is the obligation of owner or demolition contractor or both to take up with the Health Department the matter of complying with this section, being prepared to inform that department what registered pest control operator is to be employed.

Very truly yours,


R. Lovell Brown
Director

h

Eradication of this building has been completed.




Contractor:

Ralph Romano Jr. Inc.

5/10/71

Inspection this date revealed No rodent activity.

Units: 4


E.J. Graft

RECEIVED

MAY 11 1971

DEPT. OF BLDG INSP.
CITY OF PORTLAND



APPLICATION FOR PERMIT

Class of Building, or Type of Structure Third Class

Portland, Maine. May 7, 1971

PERMIT ISSUED
MAY 11 1971
518

CITY OF PORTLAND

To the INSPECTOR OF BUILDINGS, PORTLAND, MAINE

The undersigned hereby applies for a permit to erect alter repair demolish install the following building structure equipment in accordance with the Laws of the State of Maine, the Building Code and Zoning Ordinance of the City of Portland, plans and specifications, if any, submitted herewith and the following specifications:

Location 114 Brackett Street Within Fire Limits? _____ Dist. No. _____
 Owner's name and address Portland Renewal Telephone _____
 Lessee's name and address _____ Telephone _____
 Contractor's name and address Ralph Romano, Jr., Inc., 55 Frederick St. Telephone _____
 Architect _____ Specifications _____ Plans _____ No. of sheets _____
 Proposed use of building _____ No families _____
 Last use _____ Dwelling _____ No. families 2
 Material _____ No. stories _____ Heat _____ Style of roof _____ Roofing _____
 Other buildings on same lot _____
 Estimated cost \$ _____ Fee \$ 10.00

General Description of New Work

To demolish existing 2-story frame dwelling

Sewer to be closed under supervision of Public Works Dept.

Sent to Health Dept. 5/2/71
Rec'd from Health Dept. 5/11/71

It is understood that this permit does not include installation of heating apparatus which is to be taken out separately by and in the name of the heating contractor. **PERMIT TO BE ISSUED TO** contractor

Details of New Work

Is any plumbing involved in this work? _____ Is any electrical work involved in this work? _____
 Is connection to be made to public sewer? _____ If not, what is proposed for sewage? _____
 Has septic tank notice been sent? _____ Form notice sent? _____
 Height average grade to top of plate _____ Height average grade to highest point of roof _____
 Size, front _____ depth _____ No. stories _____ solid or filled land? _____ earth or rock? _____
 Material of foundation _____ Thickness, top _____ bottom _____ cellar _____
 Kind of roof _____ Rise per foot _____ Roof covering _____
 No. of chimneys _____ Material of chimneys _____ of lining _____ Kind of heat _____ fuel _____
 Framing Lumber--Kind _____ Dressed or full size? _____ Corner posts _____ Sills _____
 Size Girder _____ Columns under girders _____ Size _____ Max. on centers _____
 Studs (outside walls and carrying partitions) 2x4-16" O. C. Bridging in every floor and flat roof span over 8 feet.
 Joists and rafters: 1st floor _____, 2nd _____, 3rd _____, roof _____
 On centers: 1st floor _____, 2nd _____, 3rd _____, roof _____
 Maximum span: 1st floor _____, 2nd _____, 3rd _____, roof _____
 If one story building with masonry walls, thickness of walls? _____ height? _____

If a Garage

No. cars now accommodated on same lot _____, to be accommodated _____ number commercial cars to be accommodated _____
 Will automobile repairing be done other than minor repairs to cars habitually stored in the proposed building? _____

APPROVED:

Miscellaneous

Will work require disturbing of any tree on a public street? _____
 Will there be in charge of the above work a person competent to see that the State and City requirements pertaining thereto are observed? yes

Ralph Romano, Jr.

CS 301

INSPECTION COPY

Signature of owner By: Ralph Romano

1463

PERMIT TO INSTALL PLUMBING

Date Issued **June 15, 1970**
 Portland Plumbing Inspector
 By **ERNOLD R GOODWIN**

Address **114 Hancock St.** PERMIT NUMBER **1489**
 Installation For **Boiling**
 Owner of Bldg: **Baron Kishit**
 Owner's Address: **Midford Pool**

Plumber **Portland Gas Light** Date: **June 15, 1970**

App. First Insp.
 Date **6/26/70**
 By

App. Final Insp.
 Date **6/26/70**
 By

- Type of Bldg.
- Commercial
 - Residential
 - Single
 - Multi Family
 - New Construction
 - Remodeling

NEW	REPL		NO	FEE
		SINKS		
		LAVATORIES		
		TOILETS		
		BATH TUBS		
		SHOWERS		
		DRAINS FLOOR SURFACE		
		HOT WATER TANKS	2	
		TANKLESS WATER HEATERS		
		GARBAGE DISPOSALS		
		SEPTIC TANKS		
		HOUSE SEWERS		
		ROOF LEADERS		
		AUTOMATIC WASHERS		
		DISHWASHERS		
		OTHER		

TOTAL 2 4.00

Building and Inspection Services Dept.: Plumbing Inspection

CITY OF PORTLAND, MAINE

Application for Permit to Install Wires

Permit No. **56078**

Issued
Portland, Maine **21 Aug. 1957**

To the City Electrician, Portland, Maine:

The undersigned hereby applies for a permit to install wires for the purpose of conducting electric current, in accordance with the laws of Maine, the Electrical Ordinance of the City of Portland, and the following specifications:

(This form must be completely filled out — Minimum Fee, \$1.00)

Owner's Name and Address: **Oneida Park 1140 Rockett Rd. Portland, Me. Tel. 741739**

Contractor's Name and Address: **W. J. H. Co. 1140 Rockett Rd. Portland, Me. Tel. 741739**

Location: **1140 Rockett** Use of Building: **Graveling**

Number of Families: **4** Apartments: **4** Stores: _____ Number of Stories: **2**

Description of Wiring: **New Work** Additions: _____ Alterations: **✓**

Pipe Cable Metal Molding BX Cable Plug Molding (No. of feet) _____

No. Light Outlets _____ Plugs _____ Light Circuits _____ Plug Circuits _____

FIXTURES: No. Light Switches _____ Fluor. or Strip Lighting (No. feet) _____

SERVICE: Pipe _____ Cable **✓** Underground _____ No. of Wires **3** Size **2**

METERS: Relocated **4** Added _____ Total No. Meters **4**

MOTORS: Number _____ Phase _____ H. P. _____ Amps _____ Volts _____ Starter _____

HEATING UNITS: Domestic (Oil) _____ No. Motors _____ Phase _____ H.P. _____

Commercial (Oil) _____ No. Motors _____ Phase _____ H.P. _____

Electric Heat (No. of Rooms) _____

APPLIANCES: No. Ranges _____ Watts _____ Brand Feeds (Size and No.) _____

Elec. Heaters _____ Watts _____

Miscellaneous _____ Watts _____ Extra Cabinets or Panels _____

Transformers _____ Air Conditioners (No. Units) _____ Signs (No. Units) _____

Will commence _____ 19 _____ Ready to cover for _____ 49 _____ inspection _____ 19 _____

Amount of Fee \$ **2.00** _____

Signed **W. J. H. Co.**

DO NOT WRITE BELOW THIS LINE

SERVICE <input checked="" type="checkbox"/>	METER <input type="checkbox"/>	GROUND <input checked="" type="checkbox"/>
VISITS: 1 2 3 4 5 6		
..... 7 8 9 10 11 12		

REMARKS:

INSPECTED BY **F. W. Healy**
(OVER)

PERMIT TO INSTALL PLUMBING

12848

PERMIT NUMBER

Date Issued 5-27-67
 PORTLAND PLUMBING INSPECTOR

Address 114 Brackett Street
 Installation For John Woodley
 Owner of Bldg John Woodley
 Owner's Address Same
 Plumber Martin Caron Date 5-27-67

By J. P. Welch
 APPROVED FIRST INSPECTION

Date May 27-67
 BY JOSEPH P. WELCH

APPROVED FINAL INSPECTION

Date May 27-67
 BY JOSEPH P. WELCH

- TYPE OF BUILDING
- COMMERCIAL
 - RESIDENTIAL
 - SINGLE
 - MULTI FAMILY
 - NEW CONSTRUCTION
 - REMODELING

NEW	REPL	PROPOSED INSTALLATIONS	NUMBER	FEE
		SINKS		
		LAVATORIES		
		TOILETS		
		BATH TUBS		
		SHOWERS		
		DRAINS		
		HOT WATER TANKS		
		TANKLESS WATER HEATERS		
		GARBAGE GRINDERS		
		SEPTIC TANKS		
	1	HOUSE SEWERS	1	\$ 2.00
		ROOF LEADERS (Conn. to house drain)		

PORTLAND HEALTH DEPT. PLUMBING INSPECTION TOTAL ► \$ 2.00

REMODELING

PORTLAND HEALTH DEPT. PLUMBING INSPECTION TOTAL ► \$ 2.00



FILL IN AND SIGN WITH INK

APPLICATION FOR PERMIT FOR HEATING, COOKING OR POWER EQUIPMENT

Portland, Maine, Dec. 29, 1958

ISSUED 01793 DEC 30 1958 CITY OF PORTLAND

To the INSPECTOR OF BUILDINGS, PORTLAND, ME.

The undersigned hereby applies for a permit to install the following heating, cooking or power equipment in accordance with the Laws of Maine, the Building Code of the City of Portland, and the following specifications:

Location 111 Brackett St Use of Building Residence No. Stories 2 Max. Building Existing Name and address of owner of appliance John L. Woodley, 15 Bishop Ave. So. Portland Installer's name and address Ballard Oil & Equipment Co. 135 Marginalway Telephone 2-1991

General Description of Work

To install Oil burning unit in connection with existing steam heat.

IF HEATER, OR POWER BOILER

Location of appliance Basement Any burnable material in floor surface or beneath? none If so, how protected? Kind of fuel? oil Minimum distance to burnable material, from top of appliance or casing top of furnace 2' From top of smoke pipe 16" From front of appliance 6' From sides or back of appliance 6' Size of chimney flue 10x12 Other connections to same flue one oil-fired furnace If gas fired, how vented? Rated maximum demand per hour Will sufficient fresh air be supplied to the appliance to insure proper and safe combustion? yes

IF OIL BURNER

Name and type of burner Esso Hi-Pressure-gumtype Labeled by underwriters' laboratories? yes Will operator be always in attendance? Does oil supply line feed from top or bottom of tank? bottom Type of floor beneath burner concrete Size of vent pipe 1 1/2" Location of oil storage basement Number and capacity of tanks 1-275 gal. (to be enclosed) Low water shut off yes Make McDonnell-Miller No. 469 Will all tanks be more than five feet from any flame? yes How many tanks enclosed? Total capacity of any existing storage tanks for furnace burners 2-275 gals. existing

IF COOKING APPLIANCE

Location of appliance Any burnable material in floor surface or beneath? If so, how protected? Height of Legs, if any Skirting at bottom of appliance? Distance to combustible material from top of appliance? From front of appliance From sides and back From top of smokepipe Size of chimney flue Other connections to same flue Is hood to be provided? If so, how vented? Forced or gravity? If gas fired, how vented? Rated maximum demand per hour

MISCELLANEOUS EQUIPMENT OR SPECIAL INFORMATION

(new installation in rear apartment)

Owner will enclose tank with brick or 8" concrete block, well bonded to a non-burnable floor, and constructed to a level not less than 12 inches above the top of the tanks, space between tanks and enclosure and to top of walls to be completely filled with sand or well tamped earth, and tanks to be coated as for underground tanks.

Amount of fee enclosed? 2.00 (\$2.00 for one heater, etc., 50 cents additional for each additional heater, etc., in same building at same time.)

APPROVED:

C.R. - 12/29/58 - CJS

Will there be in charge of the above work a person competent to see that the State and City requirements pertaining thereto are observed? yes

Ballard Oil & Equipment Co.

Signature of Installer

Ballard Oil & Equipment Co. By E. Thomas Miller Vice Pres

INSPECTION COPY

FM

INQUIRY BLANK

ZONE Apartment House

FIRE DIST. # 3

CITY OF PORTLAND, MAINE
DEPARTMENT OF BUILDING INSPECTION

Date December 13, 1954

Verbal
~~By Telephons~~

LOCATION 114 Brackett St. OWNER Sam Serota

MADE BY Mr. M. E. York, prospective tenant TEL. _____

ADDRESS Kennelknob, Maine

PRESENT USE OF BUILDING Plyabing Shop NO. STORIES 2 1/2

LAST USE OF BUILDING _____ CLASS CONSTRUCTION 3rd

REMARKS This is the same shop occupied by Justin O'Sullivan for many years as a plumbing shop. Mr. O'Sullivan having died in August 1953.

INQUIRY Can this plumbing shop occupancy be changed to that of retail antique shop without manufacturing and without refinishing?

ANSWER Yes, as a non-conforming use allowed to continue, having been established when the Zoning Ordinance was adopted. This answer without prejudice as to the possibility that the shop may not have been used for business for a period of two years in which case its rights would lapse. However, the indications are from the record that the shop really has been used within two years of this date.

DATE OF REPLY Dec. 13, 1954 REPLY BY WMcl



(A) APARTMENT HOUSE ZONE

APPLICATION FOR PERMIT

Class of Building or Type of Structure Third Glass

Portland, Maine, Nov. 25, 1953

PERMIT ISSUED

01134
AUG 6 1954

CITY of PORTLAND

To the INSPECTOR OF BUILDINGS, PORTLAND, MAINE

The undersigned hereby applies for a permit to erect alter or ~~rebuild~~ the following building ~~in accordance with the Laws of the State of Maine, the Building Code and Zoning Ordinance of the City of Portland, plans and specifications, if any, submitted herewith and the following specifications:~~

Location 114 Brackett St. Within Fire Limits? yes Dist. No.
Owner's name and address Sam Serota, 125 Morning St. Telephone
Lessee's name and address Telephone
Contractor's name and address Sam Serota, 125 Morning St. Telephone 3-5105
Architect Specifications Plans No. of sheets 7
Proposed use of building apartment house No. families 3
Last use No. families 3
Material wood No. stories 2-2 Heat Style of roof Roofing
Other buildings on same lot
Estimated cost \$ 500. Fee \$ 2.00

General Description of New Work

To provide concrete pier foundation beneath all of building.
To provide new sills.

Permit Issued with Letter

CERTIFICATE OF OCCUPANCY REQUIREMENT IS WAIVED

It is understood that this permit does not include installation of heating apparatus which is to be taken out separately by and in the name of the heating contractor. PERMIT TO BE ISSUED TO Sam Serota

Details of New Work

Is any plumbing involved in this work? Is any electrical work involved in this work?
Is connection to be made to public sewer? If not, what is proposed for sewage?
Has septic tank notice been sent? Form notice at?
Height average grade to top of plate Height average grade to highest point of roof
Size, front depth No. stories solid or filled land? earth or rock?
Material of foundation concrete piers at least 4' below grade Thickness, top 12" bottom 12" cellar
Material of underpinning 8" cr centers to sill Height Thickness
Kind of roof Rise per foot Roof covering
No. of chimneys Material of chimneys of lining Kind of heat fuel
Framing lumber--Kind Dressed or full size?
Corner posts Sills 6x8 Girt or ledger board? Size
Girders Size Columns under girders Size Max. on centers
Studs (outside walls and carrying partitions) 2x4-16" O. C. Bridging in every floor and flat roof span over 8 feet.
Joists and rafters: 1st floor, 2nd, 3rd, roof
On centers: 1st floor, 2nd, 3rd, roof
Maximum span: 1st floor, 2nd, 3rd, roof
If one story building with masonry walls, thickness of walls? height?

If a Garage

No. cars now accommodated on same lot, to be accommodated number commercial cars to be accommodated.
Will automobile repairing be done other than minor repairs to cars habitually stored in the proposed building?

APPROVED:

with letter by AGS

Miscellaneous

Will work require disturbing of any tree on a public street? no
Will there be in charge of the above work a person competent to see that the State and City requirements pertaining thereto are observed? yes

Signature of owner

Sam Serota

Registered Mail - Return Receipt

September 3, 1954

BP - 114 Brackett St. - Alteration of ell and piazza

Mr. Sam Serota
125 Morning St.

Dear Mr. Serota:-

Our inspector reports that instead of providing concrete piers and footings extending at least four feet below the grade of the ground beneath it to support the side piazza at 114 Brackett St., as indicated on your plan with the application for the permit and as required by the Building Code, that you have provided only some superficial footings beneath the wooden posts resting upon the existing concrete sidewalk.

This is your notice that this work is in violation of the Building Code. As directed by Sect. 109 of the Building Code (copy enclosed), you are hereby directed to have this violation made good before September 9th, 1954.

If you intend to depart from the details of the plan which you have filed with your application for the permit, you should file application for amendment to the permit with details of what you propose.

Very truly yours,

Warren McDonald
Inspector of Buildings

WHMcD/G

Enclosure: Copy of Sect. 109 of the Building Code

P. S. Our inspector also reports that the wooden sills of the enclosing walls of the space beneath the piazza platform are resting upon and have been grouted against the existing sidewalk. This too must be corrected and the sills must be supported upon the new piers and the wall in the ell without direct contact with the sidewalk to avoid heaving by frost.

He also reports that you are desirous of leaving out or adjusting in some manner the center girder under the second floor and omitting some of the piers for convenience. It is necessary that you either proceed to install the structural work as you have agreed to on the plan and with the

See Page 2

Mr. Sam Serota - - - - -#2

September 3, 1954

application for the permit, or else apply for and secure an amendment to the permit issued with descriptive plan of the changes which you propose. This plan should be a blueprint with all of the information on it printed from the original or in carbon copy duplicate.

August 4, 1954

AP - 114 Brackett St.

Owner - Sam Serota
125 Morning St.

Building permit for providing concrete pier foundations under all of building at above location is issued herewith subject to the following conditions:-

- bottoms of the new sills are to be kept at least six inches above the surface of the ground outside of them instead of as shown on plan.
- the concrete slab floor in first story is not to extend beneath the sills between piers.
- all rotted portions of walls and other portions of all are to be replaced with sound materials.
- side entrance porch and stairs leading thereto are to be put in good condition.

Very truly yours,

Warren McDonald
Inspector of Buildings

AJS/G

AP 114, Brackett St.

November 27, 1953

Mr. Sam Scrota
125 Morning St.

Copies to: Mrs. Doris E. O'Sullivan
114, Brackett St.

Health Director

Dear Mr. Scrota:-

Walter F. Murrell Esq., 85 Exchange St.

We are unable to issue a permit for providing a new concrete pier foundation for the two-story ell attached to the rear of the tenement house at 114 Brackett St. until more information is furnished concerning the whole proposition.

A plan is needed which will show the framing of the floors and roof of the building and the location of the new piers beneath the sills and girder, if any, in sufficient detail to permit checking of the adequacy of those members on the spans indicated to care for the loads involved. Information is also needed as to what is to be done about the side porch and the buckled walls.

Very truly yours,

Warren McDonald
Inspector of Buildings

AJS/G

WARREN McDONALD
INSPECTOR OF BUILDINGS

On reply refer
to file

FU

CITY OF PORTLAND, MAINE

Department of Building Inspection

Location - 114 Brackett Street

Owner - Mr. Sam Serota

Date of HD Order - July 22, 1954

Mr. Sam Serota
125 Morning Street

Dear Mr. Serota:

Included in order of Housing Division of Health Department concerning the above premises, are features of structural repair or improvement of outside porches, steps or outside walls or of supports of building in the cellar.

If these improvements involve important features of foundations or framing (not including such minor matters as railing and floor board repairs), a building permit from this department is required before the work is started. Application for such a permit is made at this office over the counter on forms furnished by us.

The application must be made by someone who knows about the details of construction in a general way, who can give the total estimated cost of that part of the work included in the building permit, and pay the modest fee.

With the application must be filed a plan by way of a blue print with all of the information on it printed from the original, this plan to be made by some person accustomed to the usual way of making such plans and capable of figuring out for himself the materials, size, spacing, etc. required by the Building Code.

Much as we desire to be of the greatest possible assistance to you in bringing your building up to good and safe standards, the pressure of work in this office prevents us consulting with you about the details or advising you as to how to go about making the plan. Frequently issuance of such permits is delayed because the applicant does not furnish information as above.

Very truly yours,

WMcD/H

Inspector of Buildings



APARTMENT HOUSE ZONE
CITY OF PORTLAND, MAINE
DEPARTMENT OF BUILDING INSPECTION
COMPLAINT

Location
114
114 Brackett St.

INSPECTION COPY

COMPLAINT NO. 53/147

Date Received 11/5/53

Location 114 Brackett St.

Use of Building 2 1/2 Story Frame Structure with a 2 story ell

Owner's name and address Mrs. ~~Kyle~~ O'Sullivan, 114 Brackett St. Telephone _____

Tenant's name and address _____ Telephone _____

Complainant's name and address Health Department Telephone _____

Description: There is an apartment on second floor of ell. No foundation under ell - sills seem to be resting on ground. Doubt as to whether ell is structurally safe for continued occupancy.

NOTES: 11/6/53 - RO Allen - WMA

11/10/53 - Walter Murrell Esq. phoned to say that he had the letter addressed to Mrs. Kyle O'Sullivan, that there is no such person living now, that he represents the estate of Justin O'Sullivan, consisting of Doris E., the widow, and two daughters, Alice Cecelia and Louise G. He says that besides the estate Miss Elizabeth M. O'Sullivan, sister of Justin, owns part of the property. He is endeavoring to get the estate in order for a Mr. Tuttle of Falmouth is considering purchasing it. For all of these reasons nothing can be done immediately to correct the dangerous condition, but he agreed to notify the tenant in the ell of the fact that we consider the building dangerous to the tenants' safety. WMD

11-17-53 - Permit applied for not sufficient info information by hand letter - WMD

7/27/54 - Order by letter - WMA

8/5/54 - Permit issued to strengthen - WMA

July 27, 1954

WAS 8/7/54

6-111 Brackett St.

Registered Mail
Return Receipt

Mr. Sam Serota
125 Morning St.

Copy to Dr. Edward W. Golby
Director of Health

Dear Mr. Serota,

The rear ell and especially the open piazza and steps on the left side of the building which you are reported to own or control at 111 Brackett St. is broken, weakened or out of repair so as to be unsafe or dangerous--the piazza and steps threatening immediate collapse.

As authorized and directed by Section 109 of the Building Code of Portland (copy enclosed) you are hereby required to have made before August 9, 1954 such changes, repairs or alterations as are necessary to correct these dangerous conditions.

It appears that the living quarters on second floor of this ell are still occupied and that this dangerous piazza and steps is the only means of entrance and exit. Whether that is so or not the fact that this dangerous ell is still being used for living quarters is not only serious and important, but may involve personal criminal liability on your part should collapse occur and any person be injured or killed. This department has no authority to order the building vacated, but certainly you must warn the tenant of the danger.

The ell is obviously sagging and buckling, including the steps and piazza. It is evident that much of the sills are rotten or falling and, probably, the original foundation under the sills has failed also. Parts of the rotten sills are in evidence and also rotten corner posts or uprights in the exterior wall.

Last fall you applied for a permit "to provide concrete pier foundation beneath the ell of the building and new sills." That application was in the name of Mrs. Doris E. O'Sullivan as owner. It appears that you have since acquired title. On November 27, 1953 you were notified by letter as was also Mrs. O'Sullivan and her attorney, Walter F. Hurrell, Esq., that there was insufficient information on the application to show compliance with the Building Code and that, therefore, we could not issue the permit. You were told that a plan is needed which will show the present framing of the ell and what you propose as regards construction of the foundation, correcting the defects and the framing and foundations for rebuilding the piazza and steps.

Nothing has been heard from you since.

Very truly yours,

Warren McDonald
Inspector of Buildings

WAS 8/7/54

See copy of Section 109 of the Building Code

*File
complete
11/4/1963*

December 3, 1953

Mrs. Edith M. Kelsey
114 Brackett Street
Portland, Maine

Dear Mrs. Kelsey:

On November 3, 1953, we ordered the owner or agent of the premises which you now occupy to correct certain substandard conditions in accordance with the City Ordinance "Minimum Standards for Continued Occupancy" and "Authority to Vacate Buildings". The substandard conditions were to be corrected on or before December 3, 1953.

Meanwhile, the Inspector of Buildings has declared that portions of the ceiling which you now occupy to be broken, weakened or out of repair so as to be unsafe or dangerous.

Therefore, as the result of a recent inspection the second floor apartment at 114 Brackett Street, which you now occupy is declared unfit for continued occupancy for the following reasons:

- a) Component parts of the structure in such a state of disrepair as to cause conditions detrimental to life and health.

Now then you are hereby ordered to vacate the above mentioned premises on or before January 2, 1954. Your continued occupancy beyond this date will be in violation of the City Ordinance "Authority to Vacate Buildings".

If, due to conditions beyond your control you are unable to vacate the premises within the specified time, please call or visit this office and state the reasons for your delay.

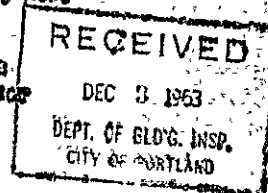
Very truly yours,

Edward W. Colby, M.D.
Health Director

Gordon E. Martin
Housing Supervisor

cc: Mrs. O'Sullivan
Building Inspector

GEM/afg



COPY

COPY

COPY

Walter F. Murrell
Walter F. Murrell

ATTORNEYS
THOMPSON AND MURRELL
61 Exchange Street
PORTLAND 3, MAINE

Telephone 2-2168

November 10, 1953

Handwritten: Murrell, 11/13/53

Mrs. Edith Kelsey
114 Brackett Street Near
Portland, Maine

Dear Mrs. Kelsey,

The Department of Building Inspection has brought to the attention of the owners the condition of the property which you occupy. It says that the rear two and one-half story all of the combined shop and apartment building is broken, weakened, out of repair, unsafe and dangerous. The sill is obviously sagging and buckling; the steps and piazza are buckling and the sills are rotten; and the corner posts or uprights in the exterior wall are rotten.

As the Attorney for the Justin O'Sullivan estate I am asked to advise you that this condition exists; also to advise you that at the present time the owners are unable to make the necessary repairs and that you stay there at your peril.


This is not a notice to quit but to advise you that the dangerous conditions which the city sets forth cannot be correct at this time.

Very truly yours,

Walter F. Murrell

WFM/p

Copy to Warren McDonald
Inspector of Buildings
Department of Building Inspection
Room 21, City Building
Portland 3, Maine



INTER-OFFICE CORRESPONDENCE

CITY OF PORTLAND, MAINE
HEALTH DEPARTMENT

TO: Warren McDonald, Inspector of Buildings DATE: November 4, 1953

FROM: Dr. Edward W. Colby, Health Director
By: Gordon E. Martin, Housing Supervisor
SUBJECT: Shed attached to structure at 114 Brackett Street

As the result of our recent block inspection we have sent a letter to Mrs. Miles O'Sullivan of 114 Brackett Street, to correct certain sub-standard conditions at 114 Brackett Street. Attached, you will find a copy of our orders to her.

The building is a 2½ story frame structure with a 2 story ell. The first floor is now or formerly used as a plumbing shop. The second floor has two apartments and there is an unoccupied apartment on the third floor.

Please note: there is an apartment on the second floor ell. There isn't a foundation under the ell, and from our observations the sills are resting on the ground. Needless to say, they have rotted and in addition to this the corner posts are in a weakened condition.

As the result of an inspection made yesterday we have a reasonable doubt as to whether the ell is structurally safe so as to permit continued occupancy of the second floor apartment.

We would appreciate it if one of your men would give us an opinion as to whether it is structurally sound and safe for continued occupancy.

RECEIVED

NOV 5 1953

DEPT. OF BLD'G. INSP.
CITY OF PORTLAND

CITY OF PORTLAND
HEALTH DEPARTMENT
HOUSING DIVISION



Mrs. Hyles O'Allivins
114 Prescott Street
Portland, Maine

Loc. 114 Prescott Street
Loc v/i S 8
Bldg Fire Elec Other
Issued November 9, 1953
Expires December 3, 1953

Dear Sir: On September 15, 1953 an examination was made of the premises located at 114 Prescott Street

Non-compliance with the ordinances relating to housing conditions was found as detailed below. In accordance with the provisions of the above ordinance, you are hereby ordered to correct these defects according to specifications within the time limits allowed. Failure to comply with this notice will necessitate legal action.

Some repairs or improvements required will necessitate permits which are to be obtained from the Building Inspector, Health, Fire or other City Departments. These must be obtained before the work is started. If any additional information is desired, visit or telephone the Housing Supervisor at this Office, telephone 4-1431, extension 226. kindly notify this office as soon as all corrections have been completed.

Very truly yours,
Edward W. Colby, M.D.
Health Director

By _____
Housing Supervisor

VIOLATIONS & SPECIFICATIONS

Responsibility of Owner or Agent ** Responsibility of Occupant

Repair or replace and put in good order all dilapidated and hazardous parts of the structure as follows:

- a) Determine the reason and remedy the condition which is now causing the chimney to lean improperly.
- b) Repair or replace the loose or missing plaster in the rear hall.
- c) Repair or replace the loose, worn and hazardous parts of the rear outside porch.
- d) Determine the reason and remedy the condition which is now causing the rear foundation to bulge inward.
- e) Repair or replace the loose or missing elements in the left of the structure.
- f) Repair or replace the front gate posts.

The above mentioned conditions are in violation of the City Ordinance "Minimum Standards for Continued Occupancy" and "Authority to Treat Buildings" and must be corrected on or before December 3, 1953.

Wick's

Inspector of Buildings

114 Brackett St.

DEC 12/7/53

Registered Mail
Return Receipt

November 6, 1953

Mrs. Myles O'Sullivan
114 Brackett St.

Copy to: Health Director

Dear Mrs. O'Sullivan:

The rear two and one-half story ell of the combined shop and apartment building, which you are reported to own or control at 114 Brackett St. is found to be broken, weakened or out of repair so as to be unsafe or dangerous.

As authorized and directed by Sect. 109 of the Building Code of Portland (copy enclosed) you are hereby required to have made before December 7, 1953 such change, repair, or alteration as may be found necessary to correct this dangerous condition.

Our inspector was unable to get admitted to any part of the building, but the ell is obviously sagging and buckling, including the steps and piazza on the west side, that it is quite obvious that the ell is dangerous, perhaps immediately so. It is also evident that much of the sills are rotten or have failed and probably the original foundation under the sills has failed also. Parts of the rotten sills are in evidence and also rotten corner posts or uprights in the exterior wall.

To add to the hazard, the second floor appears to be occupied for living quarters.

You are further required before November 12, 1953 to have some competent person thoroughly experienced in the construction of buildings and shoring-up of buildings, to examine this building carefully to make sure what the trouble is and before that date provide adequate temporary puncheons and supports to make the ell safe while getting ready to make permanent repairs.

Before permanent repairs are started, it would be well to have your contractor describe to this office how much trouble he has found and what he means to do to make the ell permanently safe. It is certain that new foundations are necessary if the ell is to be preserved and that only masonry foundations should be used. These may be masonry piers or a masonry wall. In any case a building permit from this department is required before the new foundation is started. With the application for the permit your contractor should give us not only the information as to the size, depth, height and material of the foundation, but also the size of the new sill and all other new members. If masonry piers are to be used, the sills will be beams, and it will be necessary with the application to file a plan which will show the arrangement of framing of the building--floors and roof--so that it can be told whether or not the sill will be strong enough to support the loads on the piers.

Very truly yours,

Warren McDonald
Inspector of Buildings

WMC/11



FILL IN AND SIGN WITH INK

APPLICATION FOR PERMIT FOR HEATING, COOKING OR POWER EQUIPMENT

00154 ISSUED
JAN 31 1951
CITY OF PORTLAND

Portland, Maine, January 30, 1951

To the INSPECTOR OF BUILDINGS, PORTLAND, ME.

The undersigned hereby applies for a permit to install the following heating, cooking or power equipment in accordance with the Laws of Maine, the Building Code of the City of Portland, and the following specifications:

Location 114 Brackett Street Use of Building Plumbing shop and dwelling No. Stories 2 Next Building Existing
Name and address of owner of appliance Miles O'Sullivan, 114 Brackett Street
Installer's name and address Randall & McAllister, 84 Commercial Street Telephone 3-2941

General Description of Work

To install oil-burning equipment in connection with steam heating system

IF HEATER, OR POWER BOILER

Location of appliance or source of heat Type of floor beneath appliance
If wood, how protected? Kind of fuel
Minimum distance to wood or combustible material, from top of appliance or casing top of furnace
From top of smoke pipe From front of appliance From sides or back of appliance
Size of chimney flue Other connections to same flue
If gas fired, how vented? Rated maximum demand per hour

IF OIL BURNER

Name and type of burner Tinken Labeled by underwriters' laboratories? yes
Will operator be always in attendance? Does oil supply line feed from top or bottom of tank? bottom
Type of floor beneath burner concrete
Location of oil storage base mt Number and capacity of tanks 1-275 gal.
If two 275-gallon tanks, will three-way valve be provided?
Will all tanks be more than five feet from any flame? yes How many tanks fire proofed?
Total capacity of any existing storage tanks for furnace burners 1-275 gal.

IF COOKING APPLIANCE

Location of appliance Kind of fuel Type of floor beneath appliance
If wood, how protected?
Minimum distance to wood or combustible material from top of appliance
From front of appliance From sides and back From top of smokepipe
Size of chimney flue Other connections to same flue
Is hood to be provided? If so, how vented?
If gas fired, how vented? Rated maximum demand per hour

MISCELLANEOUS EQUIPMENT OR SPECIAL INFORMATION

Amount of fee enclosed? 2.00 (\$2.00 for one heater, etc., 50 cents additional for each additional heater, etc., in same building at same time.)

APPROVED:
Jan 1-30-51
[Signature]

Will there be in charge of the above work a person competent to see that the State and City requirements pertaining thereto are observed? .. yes

Randall & McAllister

Signature of Installer by: *[Signature]*

INSPECTION COPY



FILL IN AND SIGN WITH INK

APPLICATION FOR PERMIT FOR HEATING, COOKING OR POWER EQUIPMENT

Portland, Maine, December 13, 1948

PERMIT ISSUED
02319
DEC 14 1948
CITY of PORTLAND

To the INSPECTOR OF BUILDINGS, PORTLAND, MAINE

The undersigned hereby applies for a permit to install the following heating, cooking or power equipment in accordance with the Laws of Maine, the Building Code of the City of Portland, and the following specifications:

Location 114 Brackett Street Use of Building Store & Apts. No. Stories Building Existing
Name and address of owner of appliance Clyde O'Sullivan, Brackett Street
Installer's name and address Randall & McAllister, 81 Commercial St. Telephone 3-2941

General Description of Work

To install automatic stoker (Link)

IF HEATER, OR POWER BOILER

Location of appliance or source of heat Type of floor beneath appliance
If wood, how protected? Kind of fuel
Minimum distance to wood or combustible material, from top of appliance or casing top of furnace
From top of smoke pipe From front of appliance From sides or back of appliance
Size of chimney flue Other connections to same flue
If gas fired, how vented? Rated maximum demand per hour

IF OIL BURNER

Name and type of burner Labelled by underwriter's laboratories?
Will operator be always in attendance? Does oil supply line feed from top or bottom of tank?
Type of floor beneath burner
Location of oil storage Number and capacity of tanks
If two 275-gallon tanks, will three-way valve be provided?
Will all tanks be more than five feet from any flame? How many tanks fire proofed?
Total capacity of any existing storage tanks for furnace burners

IF COOKING APPLIANCE

Location of appliance Kind of fuel Type of floor beneath appliance
If wood, how protected?
Minimum distance to wood or combustible material from top of appliance
From front of appliance From sides and back From top of smokepipe
Size of chimney flue Other connections to same flue
Is hood to be provided? If so, how vented?
If gas fired, how vented? Rated maximum demand per hour

MISCELLANEOUS EQUIPMENT OR SPECIAL INFORMATION

Automatic stoker equipment shall be installed and controls provided, regardless of the type of heating appliances or system involved in such manner that unsafe temperatures or pressures in appliance or system shall be prevented by automatically shutting down the fire or by equivalent means. All details of automatic stoker equipment, safety controls, and installation thereof not provided for herein shall be designed and details thereof provided according to the latest authoritative methods of engineering practice. The installer will have to be relied upon to carry out these provisions.

Amount of fee enclosed? 2.00 (\$2.00 for one heater, etc., 50 cents additional for each additional heater, etc., in same building at same time.)

APPROVED:

OK 12-13-48 Pm

Will there be in charge of the above work a person competent to see that the State and City requirements pertaining thereto are observed? yes

Randall & McAllister

Signature of Installer by:

Arthur Riley

INSPECTION COPY



FILL IN COMPLETELY AND SIGN WITH INK

PERMIT ISSUED

APPLICATION FOR PERMIT FOR HEATING, COOKING OR POWER EQUIPMENT

Permit No. 1215
MAR 18 1940

Portland, Maine, March 18, 1940

To the INSPECTOR OF BUILDINGS, PORTLAND, ME.

The undersigned hereby applies for a permit to install the following heating, cooking or power equipment in accordance with the Laws of Maine, the Building Code of the City of Portland, and the following specifications:

Location 112 Brackett Street Use of Building dwelling house No. Stories 1 1/2 New Building
Existing

Name and address of owner of appliance Myles O'Sullivan Co., 114 Brackett St.

Installer's name and address Guner

Telephone 4-3682

General Description of Work

To install ~~import~~ heating system in place of stove heat

REPLICATION OF LAW
OR CLOSING IN IS
CERTIFICATE OF LAW
REQUIREMENT IS WASH

IF HEATER, POWER BOILER OR COOKING DEVICE

Is appliance or source of heat to be in cellar? yes If not, which story _____ Kind of Fuel coal

Material of supports of appliance (concrete floor or what kind) concrete

Minimum distance wood or combustible material, from top of appliance or casing top of furnace, 2'

from top of smoke pipe 15" from front of appliance 7' from sides or back of appliance 2'

Size of chimney flue 8x16 Other connections to same flue none protected with metal

IF OIL BURNER

Name and type of burner _____ Labeled and approved by Underwriters' Laboratories? _____

Will operator be always in attendance? _____ Type of oil feed (gravity or pressure) _____

Location oil storage _____ No. and capacity of tanks _____

Will all tanks be more than seven feet from any flame? _____ How many tanks fireproofed? _____

Amount of fee enclosed? 2.00 (\$1.00 for one heater, etc., 50 cents additional for each additional heater, etc., in same building at same time.)

Myles O'Sullivan Co.

Signature of Installer

Justin F. Sullivan

INSPECTION COPY

165400



FILL IN COMPLETELY AND SIGN WITH INK

APPLICATION FOR PERMIT FOR HEATING, COOKING OR POWER EQUIPMENT

Permit No. _____

Portland, Maine, January 3, 1950

To the INSPECTOR OF BUILDINGS, Portland, Me.
The undersigned hereby applies for a permit to install the following heating, cooking or power equipment in accordance with the laws of Maine, the Building Code of the City of Portland, and the following specifications:

Location 114 Brackett Street Use of Building store and tenement

Name and address of owner Myles O'Sullivan Co.

Contractor's name and address _____
Owner

General Description of Work _____
Telephone _____

To install Oil Burner

IF HEATER, POWER BOILER OR COOKING DEVICE

Is heater or source of heat to be in cellar? yes If not, which story _____ Kind of Fuel oil

Material of supports of heater or equipment (concrete floor or what kind) _____ concrete

Minimum distance to wood or combustible material, from top of boiler or casing top of furnace, _____
from top of smoke pipe _____ from front of heater _____ from sides or back of heater _____

IF OIL BURNER

Name and type of burner Klason Heat-Challenger Approved by Underwriters' Laboratories? Yes

Location oil storage no change No. and capacity of tanks _____

Will all tanks be more than seven feet from any flame? _____ How many tanks fireproofed? _____

Amount of fee enclosed? 1.00 (\$1.00 for one heater, etc. 50 cents additional for each additional heater, etc.
in same building at same time)

Signature of contractor Myles O'Sullivan Co.
Myles O'Sullivan
Justin F. Chellum

MP1401

49 WK



APPLICATION FOR PERMIT

PERMIT ISSUED
0010
MAY 4 1930

Class of Building or Type of Structure _____

Portland, Maine, January 3, 1930

To the INSPECTOR OF BUILDINGS, PORTLAND, ME.

The undersigned hereby applies for a permit to erect or install the following building structure equipment in accordance with the Laws of the State of Maine, the Building Code of the City of Portland, plans and specifications, if any, submitted herewith and the following specifications:

Location 114 Brackett Street Ward 6 Within Fire Limits? Yes Dist. No. 5

Owner's or Lessee's name and address Wm O'Sullivan Co. 114 Brackett St. Telephone P-3024

Contractor's name and address Garner Telephone _____

Architect's name and address _____

Proposed use of building store and tenement No. families _____

Other buildings on same lot _____

Description of Present Building to be Altered

Material _____ No. stories _____ Heat _____ Style of roof _____ Roofing _____

Last use _____ No. families _____

General Description of New Work

To install Oil Burner

NOTIFICATION BEFORE LATHING
OR CLOSING IN IS WAIVED.
CERTIFICATE OF OCCUPANCY
REQUIREMENT IS WAIVED.

Details of New Work

Size, front _____ depth _____ No. stories _____ Height average grade to highest point of roof _____

To be erected on solid or filled land? _____ earth or rock? _____

Material of foundation _____ Thickness, top _____ bottom _____

Material of underpinning _____ Height _____ Thickness _____

Kind of roof _____ Roof covering _____

No. of chimneys _____ Material of chimneys _____ of lining _____

Kind of heat _____ Type of fuel oil Distance, heater to chimney _____

If oil burner, name and model Kleen-Heat Challenger

Capacity and location of oil tank _____ no change

Is gas fitting involved? _____ Size of service _____

Corner posts _____ Sills _____ Girt or ledger board? _____ Size _____

Material columns under girders _____ Size _____ Max. on centers _____

Studs (outside walls and carrying partitions) 2x4-16" O.C. Girders 6x8 or larger. Bridging in every floor and flat roof span over 8 feet. Sills and corner posts all one piece in cross section.

Joists and rafters: 1st floor _____ 2nd _____ 3rd _____ roof _____

On centers: 1st floor _____ 2nd _____ 3rd _____ roof _____

Maximum span: 1st floor _____ 2nd _____ 3rd _____ roof _____

If one story building with masonry walls, thickness of walls? _____ height? _____

If a Garage

No. cars now accommodated on same lot _____ to be accommodated _____

Total number commercial cars to be accommodated _____

Will automobile repairing be done other than minor repairs to cars habitually stored in the proposed building? _____

Miscellaneous

Will above work require removal or disturbing of any shade tree on a public street? no

Plans filed as part of this application? _____ No. sheets 1

Estimated cost \$ _____ Fee \$ 1.00

Will there be in charge of the above work a person competent to see that the State and City requirements pertaining thereto are observed? Yes

Signature of owner _____

INSPECTION COPY

Garner



Location, Ownership and detail must be correct, complete and feasible.
 Separate application required for every building.
 Plans must be filed with this application.

Application for Permit for Alterations, etc.

To the Portland, November 28, 1923 192
 INSPECTOR OF BUILDINGS:

The undersigned applies for a permit to alter the following described building:—

Location 114 Brackett Street Ward, 6 in fire-limits? no
 Name of Owner or Lessee Miles O'Sullivan Address 114 Brackett Street
 " " Contractor, W L Miller " 189 St John Street
 " " Architect _____ " _____

Description of Present Bldg. PERMIT RECORD

Material of Building is wood Style of Roof, pitch Material of Roofing, shingle
 Size of Building is 40ft feet long; 24ft feet wide. No. of Stories, 2
 Cellar Wall is constructed of stone is _____ inches wide on bottom and batters to _____ inches on top.
 Underpinning is brick is _____ inches thick; is _____ feet in height.
 Height of Building: 28ft Wall, if Brick; 1st, _____ 2d, _____ 3d, _____ 4th, _____ 5th, _____
 What was Building last used for? dwelling & office No. of Families? 1
 What will Building now be used for? dwelling & office

DETAIL OF PROPOSED WORK

Build second story piazza 6x16 feet with asphalt all to comply with the building ordinance.

Estimated Cost \$ 100.

IF EXTENDED ON ANY SIDE

Size of Extension, No. of feet long? _____; No. of feet wide? _____; No. of feet high above sidewalk? _____
 No. of Stories high? _____; Style of Roof? _____; Material of Roofing? _____
 Of what material will the Extension be built? _____ Foundation? _____
 If of Brick, what will be the thickness of External Walls? _____ inches; and Party Walls _____ inches.
 How will the extension be occupied? _____ How connected with Main Building? _____

WHEN MOVED, RAISED OR BUILT UPON

No. of Stories in height when Moved, Raised, or Built upon? _____ Proposed Foundations _____
 No. of feet high from level of ground to highest part of Roof to be? _____
 How many feet will the External Walls be increased in height? _____ Party Walls _____

IF ANY PORTION OF THE EXTERNAL OR PARTY WALLS ARE REMOVED

Will an opening be made in the Party or External Walls? _____ in _____ Story.
 Size of the opening? _____ How protected? _____
 How will the remaining portion of the wall be supported? _____

Signature of Owner or Authorized Representative W L Miller
 Address 189 St John St.

PERMIT MUST BE OBTAINED BEFORE BEGINNING WORK



Location, Ownership and detail must be correct, complete and legible.
 Separate application required for every building.
 Plans must be filed with this application.

Application for Permit for Alterations, etc.

Portland, April 22d '12 191

To the
INSPECTOR OF BUILDINGS:

The undersigned applies for a permit to alter the following-described building:—

Location, 114 Brackett St. Wd. 6
 Name of owner is? Myles O'Sullivan
 Name of mechanic is? N. R. Wilson Co. Address, 213 High St.
 Name of architect is? J. H. & J. C. Stevens " Union St.
 Material of building is? Wood Pitch Middle St Material of roofing? Shingles
 Size of building, feet front? 23; feet rear? 23; feet deep? 80; No. of stories? 2
 Size of L, feet long? _____; feet wide? _____; feet high? _____; No. of storeis? _____; roof? _____
 No. of feet in height from sidewalk to highest point of roof? _____ Material of foundation? _____
 Thickness of external walls? _____ Party walls? _____ Distance from line of street? _____ Width of street? _____
 What was the building last used for? Dwelling How many families? 2 Number of stores? _____
 Nature of egress? Two F. & R. Size of lot front? _____; rear? _____; deep? _____
 Building to be occupied for Store & Dwelling after alteration. Estimated cost? \$800

DETAIL OF PROPOSED WORK.

Change front and make general alterations and repairs

10 in. outside collar to be in on all chimneys.

IF EXTENDED ON ANY SIDE.

Size of extension, No. of feet long? _____; No. of feet wide? _____; No. of feet high above sidewalk? _____
 No. of stories high? _____; style of roof? _____; material of roofing? _____
 Of what material will the extension be built? _____ Foundation? _____
 If of brick, what will be the thickness of external walls? _____ inches; and party walls _____ inches.
 How will the extension be occupied? _____ How connected with main building? _____
 Distance from lot lines:— Front? _____; side? _____; side? _____; rear? _____

WHEN MOVED, RAISED OR BUILT UPON.

Number of stories in height when moved, raised or built upon? _____ Proposed foundations? _____
 Number of feet high from level of ground to highest part of roof to be? _____
 Distance back from line of street? _____ Distances from lot lines when moved? _____
 Distance from next buildings when moved? _____; front? _____; side? _____; side? _____; rear? _____
 How many feet will the external walls be increased in height? _____ Party walls? _____

IF ANY PORTION OF THE EXTERNAL OR PARTY WALLS ARE REMOVED.

Will an opening be made in the party or external walls? _____ in _____ story.
 Size of the opening? _____ How protected? _____
 How will the remaining portion of the wall be supported? _____

Signature of owner or
 Authorized representative,

M. E. Redler

Address,

DWH

PERMIT MUST BE OBTAINED BEFORE BEGINNING WORK.