

135-157 BRACKETT STREET

SEE WALKER

Full cut # 920R - Half cut # 9207R - Thin cut # 9203R - Fifth cut # 1205R



**APPLICATION FOR PERMIT**  
**DEPARTMENT OF BUILDING INSPECTIONS SERVICES**  
**ELECTRICAL INSTALLATIONS**

Date Oct. 27, 1975, 19\_\_\_\_  
 Receipt and Permit number A 03362

To the CHIEF ELECTRICAL INSPECTOR, Portland, Maine:

The undersigned hereby applies for a permit to make electrical installations in accordance with the laws of Maine, the Portland Electrical Ordinance, the National Electrical Code and the following specifications:

LOCATION OF WORK: 135 Brackett St.  
 OWNER'S NAME: Mrs. George Bourne ADDRESS: same

OUTLETS: (number of)  
 Lights \_\_\_\_\_  
 Receptacles \_\_\_\_\_  
 Switches \_\_\_\_\_ FEES  
 Plugmold \_\_\_\_\_ (number of feet)  
 TOTAL \_\_\_\_\_

FIXTURES: (number of)  
 Incandescent \_\_\_\_\_  
 Fluorescent \_\_\_\_\_ (Do not include strip fluorescent)  
 TOTAL \_\_\_\_\_  
 Strip Fluorescent, in feet \_\_\_\_\_

SERVICES:  
 Permanent, total amperes \_\_\_\_\_  
 Temporary \_\_\_\_\_

METERS: (number of) \_\_\_\_\_

MOTORS: (number of)  
 Fractional \_\_\_\_\_  
 1 HP or over \_\_\_\_\_

RESIDENTIAL HEATING:  
 Oil or Gas (number of units) 1 \_\_\_\_\_ FEES  
 Electric (number of rooms) \_\_\_\_\_ 3.00

COMMERCIAL OR INDUSTRIAL HEATING:  
 Oil or Gas (by a main boiler) \_\_\_\_\_  
 Oil or Gas (by separate units) \_\_\_\_\_  
 Electric (total number of kws) \_\_\_\_\_

APPLIANCES: (number of)  
 Ranges \_\_\_\_\_  
 Cook Tops \_\_\_\_\_  
 Wall Ovens \_\_\_\_\_  
 Dryers \_\_\_\_\_  
 Fans \_\_\_\_\_  
 Water Heaters \_\_\_\_\_  
 Disposals \_\_\_\_\_  
 Dishwashers \_\_\_\_\_  
 Compactors \_\_\_\_\_  
 Others (denote) \_\_\_\_\_  
 TOTAL \_\_\_\_\_

MISCELLANEOUS: (number of)  
 Branch Panels \_\_\_\_\_  
 Transformers \_\_\_\_\_  
 Air Conditioners \_\_\_\_\_  
 Signs \_\_\_\_\_  
 Fire/Burglar Alarms \_\_\_\_\_  
 Circus, Fairs, etc. \_\_\_\_\_  
 Alterations to wires \_\_\_\_\_  
 Repairs after fire \_\_\_\_\_  
 Heavy Duty, 220v outlets \_\_\_\_\_  
 Emergency Lights, battery \_\_\_\_\_  
 Emergency Generators \_\_\_\_\_

INSTALLATION FEE DUE: \_\_\_\_\_  
 FOR ADDITIONAL WORK NOT ON ORIGINAL PERMIT ..... DOUBLE FEE DUE: \_\_\_\_\_  
 FOR REMOVAL OF A "STOP ORDER" (304-16.b) ..... \_\_\_\_\_  
 FOR PERFORMING WORK WITHOUT A PERMIT (304-9) ..... \_\_\_\_\_  
 TOTAL AMOUNT DUE: \$x 3.00

INSPECTION:  
 Will be ready on Fri, 19\_\_\_\_, or Will Call \_\_\_\_\_

CONTRACTOR'S NAME: Caron & Waltz  
 ADDRESS: Preble St. S. Portland  
 TEL.: 799-2228

MASTER LICENSE NO.: 2498 SIGNATURE OF CONTRACTOR: Caron & Waltz by [Signature]  
 LIMITED LICENSE NO.: \_\_\_\_\_

INSPECTOR'S COPY

iak



FILL IN AND SIGN WITH INK

APPLICATION FOR PERMIT FOR HEATING, COOKING OR POWER EQUIPMENT

Portland, Maine, 10/27, 75

PERMIT ISSUED

OCT 27 1975 942

CITY of PORTLAND

To the INSPECTOR OF BUILDINGS, PORTLAND, ME.

The undersigned hereby applies for a permit to install the following heating, cooking or power equipment in accordance with the Laws of Maine, the Building Code of the City of Portland, and the following specifications:

Location 135 Brackett St. Use of Building dwelling
Name and address of owner of appliance Mrs. George Bourne same
Installer's name and address Garon & Waltz 416 Preble St. S. Portland Telephone 799-2228

General Description of Work
To install replacement heating system

IF HEATER, OR POWER BOILER

Location of appliance basement
If so, how protected? Any burnable material in floor surface or beneath? no
Minimum distance to burnable material, from top of appliance or casing top of furnace 4'
From top of smoke pipe 3' 1/2" From front of appliance 6' From sides or back of appliance 10x3
Size of chimney flue 8x12 Other connections to same flue no
If gas fired, how vented? no
Will sufficient fresh air be supplied to the appliance to insure proper and safe combustion? Rated maximum demand per hour yes

IF OIL BURNER

Name and type of burner American Standard V3-116 Labelled by underwriters' laboratories? yes
Will operator be always in attendance? auto Does oil supply line feed from top or bottom of tank? top
Type of floor beneath burner concrete Size of vent pipe 1 1/4"
Location of oil storage basement Number and capacity of tanks 1-275 to be enclosed
Low water shut off yes Make MacDonald Miller No. 67
Will all tanks be more than five feet from any flame? yes How many tanks enclosed? 1
Total capacity of any existing storage tanks for furnace burners 275

IF COOKING APPLIANCE

Location of appliance
If so, how protected? Any burnable material in floor surface or beneath?
Skirting at bottom of appliance? Height of Legs, if any
From front of appliance Distance to combustible material from top of appliance?
Size of chimney flue From sides and back From top of smokepipe
Is hood to be provided? Other connections to same flue
If gas fired, how vented? If so, how vented?
Forced or gravity?
Rated maximum demand per hour

MISCELLANEOUS EQUIPMENT OR SPECIAL INFORMATION

Amount of fee enclosed? 5.00

APPROVED.

O.K. E.B. 10/27/75

Will there be in charge of the above work a person competent to see that the State and City requirements pertaining thereto are observed?

CS 530

INSPECTION COPY

Signature of Installer

Garon & Waltz by [Signature]





Date Issued 7/24/66  
 Portland Plumbing Inspector  
 By ERNOLD R. GOODWIN

App. First Insp.

Date 7/21/66  
 By H. Montgomery

App. Second Insp.

Date JUL 25 1966  
 By ERNEST R. GIBSON

- Type of Bldg.
- Commercial
  - Residential
  - Single
  - Multi Family
  - New Construction
  - Remodeling

PERMIT TO INSTALL PLUMBING

Address 135 Brackett Street, 2nd. PERMIT NUMBER 16839  
 Installation For: remodeling  
 Owner of Bldg.: George W. Boush  
 Owner's Address: 125 Brackett Street, 2nd Date: 7/24/66  
 Plumber: Portland Gas Light Company NO. \_\_\_\_\_

NEW	REPL.			
		SINKS		
		LAVATORIES		
		TOILETS		
		BATH TUBS		
		SHOWERS	FLOOR SURFACE	1 2.00
1		DRAINS		
		HOT WATER TANKS		
		TANKLESS WATER HEATERS		
		GARBAGE DISPOSALS		
		SEPTIC TANKS		
		HOUSE SEWERS		
		ROOF LEADERS		
		AUTOMATIC WASHERS		
		DISHWASHERS		
		OTHER		
			TOTAL	2.00

Building and Inspection Services Dept.: Plumbing Inspection



FILL IN AND SIGN WITH INK

### APPLICATION FOR PERMIT FOR HEATING, COOKING OR POWER EQUIPMENT

Portland, Maine, October 15, 1959

RECEIVED  
CITY OF PORTLAND  
OCT 15 1959

To the INSPECTOR OF BUILDINGS, PORTLAND, ME.

The undersigned hereby applies for a permit to install the following heating, cooking or power equipment in accordance with the Laws of Maine, the Building Code of the City of Portland, and the following specifications:

Location	135 Brackett St.	Use of Building	Tenement	No. Stories	3	New Building	Existing "
Name and address of owner of appliance	George W. Horne, 135 Brackett St.			Telephone	2-3026		
Installer's name and address	Richard Waltz, 536 Washington Ave.			Telephone	2-3026		

#### General Description of Work

To install 2-oil burning equipments in connection with existing steam heat (conversion)

#### IF HEATER, OR POWER BOILER

Location of appliance  
 If so, how protected?  
 Minimum distance to burnable material, from top of appliance or casing top of furnace  
 From top of smoke pipe  
 Size of chimney flue  
 If gas fired, how vented?  
 Will sufficient fresh air be supplied to the appliance to insure proper and safe combustion?

Any burnable material in floor surface or beneath?  
 Kind of fuel?  
 From front of appliance  
 From sides or back of appliance  
 Other connections to same flue  
 Rated maximum demand per hour

#### IF OIL BURNER

Name and type of burner  
 Will operator be always in attendance?  
 Type of floor beneath burner  
 Location of oil storage  
 Low water shut off  
 Will all tanks be more than five feet from any flame?  
 Total capacity of any existing storage tanks for furnace burners

Petro  
 concrete  
 basement  
 yes  
 yes  
 yes

Labelled by underwriters' laboratories? yes  
 Does oil supply line feed from top or bottom of tank? bottom  
 Size of vent pipe 1 1/2" each  
 Number and capacity of tanks 1-275 gal. each  
 No. 89  
 Make Watts  
 How many tanks enclose? none

#### IF COOKING APPLIANCE

Location of appliance  
 If so, how protected?  
 Skirting at bottom of appliance?  
 From front of appliance  
 Size of chimney flue  
 Hood to be provided?  
 If gas fired, how vented?

Any burnable material in floor surface or beneath?  
 Height of Legs, if any  
 Distance to combustible material from top of appliance?  
 From sides and back  
 From top of smokepipe  
 Other connections to same flue  
 If so, how vented?  
 Forced or gravity?  
 Rated maximum demand per hour

#### MISCELLANEOUS EQUIPMENT OR SPECIAL INFORMATION

Amount of fee enclosed? 2.50 (\$2.00 for one heater, etc., 50 cents additional for each additional heater, etc., in same building at same time.)

APPROVED

OK 10.15.59. [Signature]

Will there be in charge of the above work a person competent to see that the State and City requirements pertaining thereto are observed? yes

CS 300

Signature of Installer

INSPECTION COPY

PH

22

Permit No. 59/1474  
 Location 135 Kasekett St  
 Owner George W. Bone  
 Date of permit 10/15/59  
 Approved 10-20-59

~~1. Vent  
 2. Lid  
 3. Burn  
 4. Name  
 5. Stack  
 7. High  
 8. Remote  
 9. Piping  
 10. Valve  
 11. Capacity  
 12. Pipe~~

Lined area for notes or additional information, currently blank.



135-137

# Gould-Farmer Company

66-68-70 Free Street, Portland, Maine

March 3, 1932

Mr. Warren McDonald  
Inspector of Bldgs.  
City Hall  
Portland, Maine

Dear Sir:

With respect to your letter of February 20 regarding a gauge on the tank used with the oil burner installed for Mrs. Frank True at 135 Brackett Street, we wish to state that we have installed a gauge as required by your department.

With further respect to the burner installed for Ella Kane at 9 C Street, where you wished us to provide a tank, we wish to explain that this burner is to be removed by us as soon as ten inches of oil now remaining in the tank has been consumed.


Very sincerely yours,

GOULD-FARMER COMPANY

*E. T. Allen*

E. T. Allen

ETA:P



DISTRIBUTORS

FUEL OIL

**PETRO**  
REG. U. S. PAT. OFF.

NO COAL  
**NOKOI**  
REG. U. S. PAT. OFF.

...OIL BURNERS

#31/2181-I  
Copy to Mrs. Frank D. True- 115 Vaughan St.

February 20, 1932

Gould-Farmer Company  
68 Edge Street  
Portland, Maine

Gentlemen:

With relation to the oil burner which you have installed for Mrs. Frank True at 135 Brackett Street, we find that no gauge has been provided on the oil storage tank as required by the Building Code.

I am fully aware of the arguments pro and con for the use of these gauges on oil storage tanks. It is true that probably the most of these gauges like those on automobile tanks are not reliable, but the intent of the Code is clear that they should be provided in order that the owner of the oil tank may not be compelled to remove a plug and sound with a stick in order to get some idea of how much oil there is in the tank. This does not mean that you are prohibited from having such a plug in the top of the tank so that the driver of the oil supply truck may know positively how much oil there is in the tank and therefore how much he can put in. It seems, however, that opening the top of the tank should be confined to the times that the driver of the supply truck is forced to open it to get an accurate knowledge of what is in the tank.

Will you be kind enough to have this gauge installed without delay, and notify this office so that another inspection may be made, and so that we may issue to the owner our certificate of final inspection?

We are giving to the owner a copy of this letter.

Very truly yours,

Inspector of Buildings.

8

WHL/HO

FILL IN COMPLETELY AND SIGN WITH INK

Permit No. 2181  
7<sup>th</sup> 26 1931



### APPLICATION FOR PERMIT FOR HEATING, COOKING OR POWER EQUIPMENT

Portland, Maine, Oct 23, 1931

To the INSPECTOR OF BUILDINGS, PORTLAND, ME.

The undersigned hereby applies for a permit to install the following heating, cooking or power equipment in accordance with the Laws of Maine, the Building Code of the City of Portland, and the following specifications:

Location 135 Brackett St. Use of Building Dwelling  
Name and address of owner Mr. & Mrs. Vaughn Ward 6<sup>th</sup>  
Contractor's name and address Gould Farmer Co. 70 Free Telephone 4-200

#### General Description of Work

To install oil burner

#### IF HEATER, POWER BOILER OR COOKING DEVICE

Is heater or source of heat to be in cellar? Yes If not, which story \_\_\_\_\_ Kind of Fuel oil  
Material of supports of heater or equipment (concrete floor or what kind) concrete  
Minimum distance to wood or combustible material, from top of boiler or casing top of furnace, \_\_\_\_\_  
from top of smoke pipe \_\_\_\_\_, from front of heater \_\_\_\_\_ from sides or back of heater 3' 1/2'

#### IF OIL BURNER

Name and type of burner Nokel G-1 Approved by Underwriters' Laboratories? yes  
Location oil storage Basement No. and capacity of tanks 2 75 gal  
Will all tanks be more than seven feet from any flame? yes How many tanks fireproofed? none  
Amount of fee enclosed? 1.00 (\$1.00 for one heater, etc., 50 cents additional for each additional heater, etc., in same building at same time.)

Signature of contractor Gould Farmer Co.  
by Edward T. Allen

INSPECTION COPY \_\_\_\_\_

CERTIFICATE OF OCCUPANCY  
REQUIREMENT IS WAIVED  
OR CLOSING IS WAIVED

Ward 6 Permit No. 31/2181  
 Location 135 Brackett St.  
 Owner Mrs. Frank Tuma  
 Date of permit 10/26/31  
 Notif. closing-in \_\_\_\_\_  
 Inspn. closing-in \_\_\_\_\_  
 Final Notif. \_\_\_\_\_  
 Final Inspn. 3/4/32 - O.T.  
 Cert. of Occupancy issued None

NOTES

1. Kind of heat Steam
  2. Label ✓
  3. Anti-siphon ✓
  4. Oil storage ✓
  5. Tank distance ✓
  6. Vent pipe ✓
  7. Fill pipe ?
  8. Gauge See Letter
  9. Rigidity ✓
  10. Hood safety ✓
  11. Pipe class & material ✓
  12. Contn. valve ✓
  13. Anti. vent ✓
  14. Temp. or pressure safety ✓
  15. Instruction card ✓
  16. Model See Serial 76110
- 11/13/31 - Unable to get in  
A.J.S.

11/17/31 - Fill pipe & gauge  
 2/5/32 - Fill pipe taken  
 care of A.J.S.  
 2/20/32 - Letter - 1 m D  
 3/4/32 - Letter from  
 Gould-Farmer Co.  
 States that gauge  
 has been supplied by  
 A.J.S.



OFFICE HOURS  
10 TO 12 M.  
4 TO 5 P. M.

# City of Portland.

## OFFICE OF INSPECTOR OF BUILDINGS

6-25-14 191

To the Inspector of Buildings of the City of Portland:

The undersigned respectfully makes application for a permit to erect enlarge a building on  
Brackett St. street, at number 137 to be  
Three stories high. Forty-eight feet long, Twenty-eight  
feet wide; also an addition to be stories high,  
feet long, feet wide, and to be used as a Dwelling

CELLAR WALL—To be constructed of Concrete to be 18 inches wide on bottom and  
batter to 18 inches on top.

UNDERPINNING—To be Brick Height of underpinning from top of cellar wall to bottom of  
sill ft. inches to be 16 inches in thickness.

EXTERIOR WALLS—To be constructed of Brick If of Brick, Stone, etc. Total Height of wall  
ft. inches. Thickness of 1st 12 2d 12 3d 12 4th  
5th 6th story walls. If of reinforced concrete state mix and reinforcing system  
to be used.

If wood construction, sills to be Girders 8-10 Floor Timbers 2-8  
Posts Girts Studs 2-4 to be spaced 16" on centers

This building will be used for the purposes of Dwelling (If for apartments,  
tenements, or other family uses state number of families accommodated and number on each floor.  
If for manufacturing or mercantile purposes state character of business and amount of estimated  
weight to be carried by the floor.)

Number of families on floor One

Total number of families Three

Manufacturing (state character)

Estimated load on floors per sq. ft.

Mercantile business (state character and load per sq. ft.)

If building is used for tenement house or family use and more than one family, the following pro-  
visions of the Building Laws regarding dividing partitions shall be adhered to (Quote Law re. this).

FIRESTOPS—All bearing and center partit will have arestops cut in tight on top of each partition cap  
and between each set of floor timbert here ledger boards are used there shall be firestops cut in  
tight against bottom of ledger boards, of same size as wall studs. Also wherever the Inspector of  
Buildings may consider necessary.

STAIRWAYS—No. in building Two location Front & Rear to be enclosed  
with walls to be lathed with lathing.

ROOF—To be constructed of Wood Rafters to be 2-8 inches to be spaced 16  
inches on centers. Roof to be covered with Tar & Gravel

Gutters to be made of Cornices to be made of Copper

Bay windows to be made of to be covered with

Dormer windows to be made of to be covered

Chimneys, Smoke flues to be lined with Flue Lining and provided with a 10-inch outside collar and  
an inside collar to go to the inside of the flue.

Estimated Cost of Building \$10000

INSPECTION—The Inspector of Buildings is to be notified when building is ready for lathing and at  
least 24 hours before the lathing is begun.

The Building is N. E. Redlon Co Address Union St

The Architect is Tompson Address Y. M. C. A. Bldg.

The Owner is Frank D. True Address 113 Vaughan St

No Deviation will be made from the above application without written permission from the Inspector of  
Buildings.

The above petition was granted the 26 day of June 1914

(Applicant to sign here

N. E. Redlon Co  
738



**APPLICATION FOR PERMIT**  
**DEPARTMENT OF BUILDING INSPECTIONS SERVICES**  
**ELECTRICAL INSTALLATIONS**

Date 15 Nov 94, 19\_\_\_\_  
 Receipt and Permit number 2436

To the CHIEF ELECTRICAL INSPECTOR, Portland, Maine:

The undersigned hereby applies for a permit to make electrical installations in accordance with the \_\_\_\_\_ of  
 Maine, the Portland Electrical Ordinance, the National Electrical Code and the following specifications:

LOCATION OF WORK: 135 Brackett St  
 OWNER'S NAME: Bourne, Harriett ADDRESS: \_\_\_\_\_

	FEES
<b>OUTLETS:</b>	
Receptacles <u>20</u> Switches <u>10</u> Plugmold _____ ft. TOTAL _____	6.00
<b>FIXTURES:</b> (number of)	
Incandescent <u>10</u> Flourescent _____ (not strip) TOTAL _____	2.00
Strip Flourescent _____ ft. ....	
<b>SERVICES:</b>	
Overhead <u>x</u> Underground _____ Temporary _____ TOTAL amperes <u>400</u> ..	15.00
<b>METERS:</b> (number of) <u>1</u> .....	1.00
<b>MOTORS:</b> (number of)	
Fractional _____	
1 HP or over _____	
<b>RESIDENTIAL HEATING:</b>	
Oil or Gas (number of units) _____	
Electric (number of rooms) _____	
<b>COMMERCIAL OR INDUSTRIAL HEATING:</b>	
Oil or Gas (by a main boiler) _____	
Oil or Gas (by separate units) _____	
Electric Under 20 kws _____ Over 20 kws _____	
<b>APPLIANCES:</b> (number of)	
Ranges _____ Water Heaters _____	
Cook Tops _____ Disposals _____	
Wall Ovens _____ Dishwashers _____	
Dryers _____ Compactors _____	
Fans _____ Others (denote) _____	
TOTAL _____	
<b>MISCELLANEOUS</b> (number of)	
Branch Panels _____	
Transformers _____	
Air Conditioners Central Unit _____	
Separate Units (windows) _____	
Signs 20 sq. ft. and under _____	
Over 20 sq. ft. _____	
Swimming Pools Above Ground _____	
In Ground _____	
Fire/Burglar Alarms Residential _____	
Commercial _____	
Heavy Duty Outlets, 220 Volt (such as welders) 30 amps and under _____	
over 30 amps _____	
Circus, Fairs, etc. _____	
Alterations to wires _____	
Repairs after fire _____	
Emergency Lights, battery _____	
Emergency Generators _____	

INSTALLATION FEE DUE: \_\_\_\_\_  
 FOR ADDITIONAL WORK NOT ON ORIGINAL PERMIT ..... DOUBLE FEE DUE: \_\_\_\_\_  
 FOR REMOVAL OF A "STOP ORDER" (304-16.b) .....  
 TOTAL AMOUNT DUE: 34.00

**INSPECTION:**  
 Will be ready on \_\_\_\_\_, 19\_\_\_\_; or Will Call \_\_\_\_\_  
 CONTRACTOR'S NAME: Anthony Mancini  
 ADDRESS: 179 Sheridan St  
 TEL.: 774-5829  
 MASTER LICENSE NO.: 2436 SIGNATURE OF CONTRACTOR: Anthony Mancini  
 LIMITED LICENSE NO.: \_\_\_\_\_

INSPECTOR'S COPY -- WHITE  
 OFFICE COPY -- CANARY  
 CONTRACTOR'S COPY -- GREEN



Inspection Services  
P. Samuel Hoffses  
Chief



Planning and Urban Development  
Joseph E. Gray Jr.  
Director

**CITY OF PORTLAND**

June 26, 1995

BOURNE HARRIETTE B  
135 BRACKETT ST  
PORTLAND ME 04102

Re: 135 Brackett St  
CBL: 045- - E-026-001-01  
DU: 3

Dear Ms. Bourne:


The Housing Inspections Division of the Department of Planning and Urban Development has recently completed an exterior inspection of the above-referenced property.


Congratulations are extended to you for the general condition of your property which was found to meet the standards established by the City's Housing Code.

Good maintenance is the best way to protect the value of your property and neighborhood.

Please feel free to call on us if we can be of assistance to you.

Sincerely,

  
Amy Simpson  
Code Enforcement Officer

  
Tammy Munson  
Code Entc. Offr./ Field Supv.