

33-37 CASCO STREET





CITY OF PORTLAND

DEPARTMENT OF PLANNING & URBAN DEVELOPMENT
INSPECTION SERVICES DIVISION

May 18, 1982

Lucille Wagner
Ambassador Apartments
37 Casco Street Apt. 314
Portland, Maine 04101

Re: 37 Casco Street

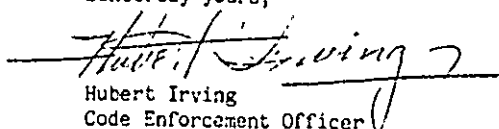
Dear Ms. Wagner:

The City of Portland conducted a noise level test May 6, 1982, at several locations complained about in the above area, located in a B-3 Zone. The noise level allowed in this location is 70 decibels. The test results showed a noise level of 63 decibels.

In view of these results, there is no violation of the City Ordinance.

If I can be of further service, please do not hesitate to call.

Sincerely yours,


Hubert Irving
Code Enforcement Officer

HI/jmr



CITY OF PORTLAND

DEPARTMENT OF PLANNING & URBAN DEVELOPMENT
INSPECTION SERVICES DIVISION

May 18, 1982

Ms. Lucille Wagner
Ambassador Apartments
37 Casco Street Apt. 314
Portland, Maine 04101

Re: 37 Casco Street


Dear Ms. Wagner:

The City of Portland conducted a noise level test May 6, 1982, at several locations complained about in the above area, located in a B-3 Zone. The noise level allowed in this location is 70 decibels. The test results showed a noise level of 63 decibels.

In view of these results, there is no violation of the City Ordinance.

If I can be of further service, please do not hesitate to call.

Sincerely yours,



Hubert Irving

Code Enforcement Officer

HI/jmr



CITY OF PORTLAND

DEPARTMENT OF PLANNING & URBAN DEVELOPMENT
INSPECTION SERVICES DIVISION

May 18, 1982

Ms. Lucille Wagner
Ambassador Apartments
37 Casco Street Apt. 314
Portland, Maine 04101

Re: 37 Casco Street

Dear Ms. Wagner:

The City of Portland conducted a noise level test May 6, 1982, at several locations complained about in the above area, located in a B-3 Zone. The noise level allowed in this location is 70 decibels. The test results showed a noise level of 63 decibels.

In view of these results, there is no violation of the City Ordinance.

If I can be of further service, please do not hesitate to call.

Sincerely yours,

Hubert Irving
Code Enforcement Officer

HI/jmr

37
5/12/82
Portland, ME

The City of Portland conducted a noise level test 5/6/82 at several locations complained about in the above area that are located in a B-3 zone. The noise level allowed in this location is 70 decibels. The test results showed a noise level of 63 ^{decibels}. In view of these results there is no violation of the City Ordinance.

Sincerely yours
H Irving

Copy to Sam

Huge
Would you please
send a copy of
the results to the
complainant and
explain there is
nothing the city can
do.

Also file
this original
B.

COPIES

We, tenants in apartment buildings in the vicinity of New England Telephone Company's Computer Center at Oak Street, Cumberland Avenue, and Casco Streets, are registering a complaint against New England Telephone Company. The public nuisance is around-the-clock noise created by generators merely housed in heavy gauge wire at the rear of their Computer Center.

<u>NAME</u>	<u>ADDRESS</u>
<u>Erin Buchanan</u>	<u>37 Casco St.</u>
<u>George Simmons</u>	<u>18 Casco St.</u>
<u>Mrs. Loretta B. Smith</u>	<u>37 Casco St.</u>
<u>Frankie Wagner</u>	<u>37 Casco Street</u>
<u>Alan W. Tohey</u>	<u>37 Casco St.</u>
<u>Hannah D. Thompson</u>	<u>37 Casco St.</u>
<u>Charles E. O'Hara</u>	<u>37 Casco St.</u>
<u>Lucy M. Green</u>	<u>37 Casco St.</u>
<u>Clifford J. Richardson</u>	<u>37 Casco St.</u>
<u>Joseph R. Willette</u>	<u>37 Casco St.</u>
<u>Foggy Smiley</u>	<u>37 Casco St.</u>

We, tenants in apartment buildings in the vicinity of New England Telephone Company's Computer Center at Oak Street, Cumberland Avenue, and Casco Streets, are registering a complaint against New England Telephone Company. The public nuisance is around-the-clock noise created by generators merely housed in heavy gauge wire at the rear of their Computer Center.

<u>NAME</u>	<u>ADDRESS</u>
<u>Edith D Taylor</u>	<u>11 Dimpley St.</u>
<u>Margaret B. Morris</u>	<u>37 Casco St.</u>
<u>Mrs L. Noel</u>	<u>37 Casco St.</u>
<u>Lois D'Alano</u>	<u>37 CASCO STREET</u>
<u>Mae M. Millan</u>	<u>37 Casco Street</u> <u>37 Casco St</u>
<u>James Johnson</u>	<u>37 Casco St</u>
<u>Florence Deane</u>	<u>37 Casco St</u>
<u>Nelson N. Lennie</u>	<u>37 Casco St.</u>
<u>Katherine Kulloch</u>	<u>37 Casco St.</u>
<u>Joseph Skillings</u>	<u>37 Casco St.</u>
<u>Mr. Phyllis Vakey</u>	<u>37 Casco St.</u>

We, tenants in apartment buildings in the vicinity of New England Telephone Company's Computer Center at Oak Street, Cumberland Avenue, and Casco Streets, are registering a complaint against New England Telephone Company. The public nuisance is around-the-clock noise created by generators merely housed in heavy gauge wire at the rear of their Computer Center.

NAME

ADDRESS

Dorothy Vermette

37 Casco St.

J. J. G. H.

37 Casco St.

PERMIT TO INSTALL PLUMBING

PERMIT NUMBER **2430**



Date Issue: **10-22-81**
 Portland Plumbing Inspector
 By **ERNOLD R GOODWIN**

Address		37 Casco St.		PERMIT NUMBER 2430	
Installation For		multi family			
Owner of Bldg:		John Quirk			
Owner's Address		117 S. Curwink Rd. Scarborough			
Plumber:		Rud the Plumber			
NEW	REPL	NO	DATE	10-22-81	
				1221 Forest Ave.	
				SINKS	
				LAVATORIES	
				TOILETS	
				BATH TUBS	
				SHOWERS	
				DRAINS FLOOR SURFACE	
				HOT WATER TANKS	
				TANKLESS WATER HEATERS 1 6.00	
				GARBAGE DISPOSALS	
				SEPTIC TANKS	
				HOUSE SEWERS	
				ROOF LEADERS	
				AUTOMATIC WASHERS	
				DISHWASHERS	
				OTHER	
				TOTAL 6.00	

App. First Insp.
 Date
 By

App. Final Insp.
 Date
 By

- Type of Bldg.
- Commercial
 - Residential
 - Single
 - Multi Family
 - New Construction
 - Remodeling



OCT 20 1981
ERNOLD R. GOODWIN
 CHIEF PLUMBER INSPECTOR

Building and Inspection Services Dept; Plumbing Inspection



APPLICATION FOR PERMIT
DEPARTMENT OF BUILDING INSPECTIONS SERVICES
ELECTRICAL INSTALLATIONS

Date Oct. 22, 19 81
 Receipt and Permit number 73391
 A 73293

To the CHIEF ELECTRICAL INSPECTOR, Portland, Maine:

The undersigned hereby applies for a permit to make electrical installations in accordance with the laws of Maine, the Portland Electrical Ordinance, the National Electrical Code and the following specifications:

LOCATION OF WORK: 37 Casco St.
 OWNER'S NAME: Embassador Apts. ADDRESS: same
John Quirk

OUTLETS: _____ FEES _____
 Receptacles _____ Switches _____ Plugmold _____ ft. TOTAL _____
117 Spurwinck Rd. Scarbo

FIXTURES: (number of) _____
 Incandescent _____ Flourescent _____ (not strip) TOTAL _____
 Strip Flourescent _____ ft. _____

SERVICES: _____
 Overhead _____ Underground _____ Temporary _____ TOTAL amperes _____

METERS: (number of) _____
 MOTORS (number of) _____

Fractional _____
 1 HP or over _____

RESIDENTIAL HEATING: _____
 Oil or Gas (number of units) xx _____ 3.00
 Electric (number of rooms) _____

COMMERCIAL OR INDUSTRIAL HEATING: _____
 Oil or Gas (by a main boiler) _____
 Oil or Gas (by separate units) _____
 Electric Under 20 kws _____ Over 20 kws _____

APPLIANCES: (number of) _____
 Ranges _____ Water Heaters _____
 Cook Tops _____ Disposals _____
 Wall Ovens _____ Dishwashers _____
 Dryers _____ Compactors _____
 Fans _____ Others (denote) _____
 TOTAL _____

MISCELLANEOUS: (number of) _____
 Branch Panels _____
 Transformers _____
 Air Conditioners Central Unit _____
 Separate Units (windows) _____
 Signs 20 sq. ft. and under _____
 Over 20 sq. ft. _____
 Swimming Pools Above Ground _____
 In Ground _____
 Fire/Burglar Alarms Residential _____
 Commercial _____
 Heavy Duty Outlets, 220 Volt (such as welders) 30 amps and under _____
 over 30 amps _____
 Circus, Fairs, etc. _____
 Alterations to wires _____
 Repairs after fire _____
 Emergency Lights, battery _____
 Emergency Generators _____

FOR ADDITIONAL WORK NOT ON ORIGINAL PERMIT INSTALLATION FEE DUE: _____
 FOR REMOVAL OF A "STOP ORDER" (304-16.b) DOUBLE FEE DUE: _____
 TOTAL AMOUNT DUE: 3.00

INSPECTION: _____
 Will be ready on xx, 19 81; or Will Call _____
 CONTRACTOR'S NAME: Rudi the Plumber
 ADDRESS: 1231 Forest Ave.
 TEL.: _____
 MASTER LICENSE NO.: 1076 SIGNATURE OF CONTRACTOR: Rudi the Plumber
 LIMITED LICENSE NO.: _____

INSPECTOR'S COPY — WHITE
 OFFICE COPY — CANARY
 CONTRACTOR'S COPY — GREEN

ELECTRICAL INSTALLATIONS —

Permit Number 73293

Location 37 Peace St.

Owner John Smith

Date of Permit 10-22-81

Final Inspection 10-28-81

By Inspector Kidby

Permit Application Register Page No. 102

INSPECTIONS: Service _____ by _____

Service called in _____

Closing-in _____ by _____

PROGRESS INSPECTIONS: 10-28-81 / / / / / / / /

CODE
COMPLIANCE
COMPLETED
DATE 10-28-81
DATE:

REMARKS:

Done - good job!



FILL IN AND SIGN WITH INK

APPLICATION FOR PERMIT FOR 001133
HEATING, COOKING OR POWER EQUIPMENT

Portland, Maine, Oct. 22, 1981

PERMIT ISSUED

OCT 26 1981

CITY of PORTLAND

To the INSPECTOR OF BUILDINGS, PORTLAND, ME.

The undersigned hereby applies for a permit to install the following heating, cooking or power equipment in accordance with the Laws of Maine, the Building Code of the City of Portland, and the following specifications:

Location 37 Casco St. Use of Building multi - apts No Stories 6 New Building Existing X
Name and address of owner of appliance Ambassador Apts. - same
Installer's name and address Rudi the Plumber - 1231 Forest Ave. Telephone
& Burner General Description of Work
To install steam boiler - gas - replacing oil

IF HEATER, OR POWER BOILER

Location of appliance Any burnable material in floor surface or beneath?
If so, how protected? Kind of fuel? gas
Minimum distance to burnable material, from top of appliance or casing top of furnace
From top of smoke pipe From front of appliance From sides or back of appliance
Size of chimney flue Other connections to same flue
If gas fired, how vented? thru chimney Rated maximum demand per hour 2,000,000
Will sufficient fresh air be supplied to the appliance to insure proper and safe combustion? Yes BTU Per hour

IF OIL BURNER

Name and type of burner Burnham Boiler Labeled by underwriters' laboratories? AGA
Will operator be always in attendance? Gordon - Piatt - burner Does oil supply line feed from top or bottom of tank?
Type of floor beneath burner Size of vent pipe
Location of oil storage basement Number and capacity of tanks
Low water shut off Make No
Will all tanks be more than five feet from any flame? How many tanks enclosed?
Total capacity of any existing storage tanks for furnace burners

IF COOKING APPLIANCE

Location of appliance Any burnable material in floor surface or beneath?
If so, how protected? Height of Legs, if any
Skirting at bottom of appliance? Distance to combustible material from top of appliance?
From front of appliance From sides and back From top of smokepipe
Size of chimney flue Other connections to same flue
Is hood to be provided? If so, how vented? Forced or gravity?
If gas fired, how vented? Rated maximum demand per hour

MISCELLANEOUS EQUIPMENT OR SPECIAL INFORMATION

Amount of fee enclosed? 15.00

APPROVED:

[Signature]

Will there be in charge of the above work a person competent to see that the State and City requirements pertaining thereto are observed?

[Signature]

CS 300

INSPECTION COPY

Signature of Installer

4

NOTES

12/22/81

Burnham Unit - Gas on Oil burner

77159


Excellent Installation!

Firing Rate 1568. Checked all main zone valves, total of 3 - all are now installed with the new boiler etc.

Permit No. 81/1136
Location 37 Coast St
Owner Charles Jackson Lytle
Date of permit 10-22-81
Approved 10-26-81

- 1 1/2" EMT pipe
- 2 1/4" V
- 3 KEX
- 4 Support
- 5 Nuts
- 6 H
- 7 H
- 8 M
- 9 L
- 10
- 11
- 12 Valve
- 13
- 14
- 15
- 16
- 17
- 18
- 19
- 20

ck on the question of the outer front door if its operating as is.



June 15, 1976

Rev Zimmerman
Ambassador Apts.
37 Casco St.
Portland, Me.

cc to: Carroll M. Newman
125 First Ave.
So. Portland, Me. 04106

RE: 37 Casco St.

This is in reply to your request for a notice from this department confirming inspection. On May 20, 1976 an inspection was made of the repair after fire in the firebox of the incinerator. All repair work was done in compliance to City of Portland Codes.

Very truly yours,

Marge Schmuckal
Building Inspector

MS/mes

From the desk of —
A. Allan Soule

5/21/76

37 Casco St.

Bob - O.K.

to issue



APPLICATION FOR PERMIT

PERMIT NO. 0411
MAY 21 1976

B.O.C.A. USE GROUP

B.O.C.A. TYPE OF CONSTRUCTION

ZONING LOCATION PORTLAND, MAINE, May 21, 1976

To the DIRECTOR OF BUILDING & INSPECTION SERVICES, PORTLAND, MAINE

The undersigned hereby applies for a permit to erect, alter, repair, demolish, move or install the following building, structure, equipment or change use in accordance with the Laws of the State of Maine, the Portland B O C A Building Code and Zoning Ordinance of the City of Portland with plans and specifications, if any, submitted herewith and the following specifications:

LOCATION 37 Casco St. Fire District #1 #2

1. Owner's name and address ambassador apts. same Telephone

2. Lessee's name and address Telephone

3. Contractor's name and address Carroll M. Newman 125 First Ave. S. Telephone 773-7762

4. Architect Specifications Plans No of sheets

Proposed use of building hotel-apts. No families

Last use No families

Material No stories Heat Style of roof Roofing

Other buildings on same lot

Estimated contractual cost \$ 300 Fee \$ 5.00

FIELD INSPECTOR—Mr. Marge.

GENERAL DESCRIPTION

This application is for: @ 775-5451 To repair after fire.
Ext. 234 Firebox of ~~XXXX~~ incinerator

Dwelling

Garage

Masonry Bldg.

Metal Bldg.

Alterations

Demolitions

Change of Use

Other

Stamp of Special Conditions

NOTE TO APPLICANT: Separate permits are required by the installers and subcontractors of heating, plumbing, electrical and mechanicals

PERMIT IS TO BE ISSUED TO 1 2 3 4

Other:

DETAILS OF NEW WORK

Is any plumbing involved in this work? Is any electrical work involved in this work?

Is connection to be made to public sewer? If not, what is proposed for sewage?

Has septic tank notice been sent? Form notice sent?

Height average grade to top of plate Height average grade to highest point of roof

Size, front depth No. stories solid or filled land? earth or rock?

Material of foundation Thickness, top bottom cellar

Kind of roof Rise per foot Roof covering

No. of chimneys Material of chimneys of lining Kind of heat fuel

Framing Lumber—Kind Dressed or full size? Corner posts Sills

Size Girder Columns under girders Size Max on centers

Studs (outside walls and carrying partitions) 2x4-16" O C. Bridging in every floor and flat roof span over 8 feet

Joists and rafters: 1st floor 2nd 3rd roof

On centers: 1st floor 2nd 3rd roof

Maximum span: 1st floor 2nd 3rd roof

If one story building with masonry walls, thickness of walls? height?

IF A GARAGE

No cars now accommodated on same lot, to be accommodated number commercial cars to be accommodated

Will automobile repairing be done other than minor repairs to cars habitually stored in the proposed building?

APPROVALS BY DATE

BUILDING INSPECTION—PLAN EXAMINER

ZONING Carroll M. Newman

BUILDING CODE

Fire Dept.:

Health Dept.:

Others:

MISCELLANEOUS

Will work require disturbing of any tree on a public street?

Will there be in charge of the above work a person competent to see that the State and City requirements pertaining thereto are observed? YES

Signature of Applicant Carroll M. Newman Phone #

Type Name of above Carroll M. Newman 1 2 3 4

Other and Address

FIELD INSPECTOR'S COPY

NOTES

5-20-76 OK - Miss [Signature]

Permit No. 76-10411
Location 37 Grand St.
Owner Parsons Corp.
Date of permit 5-11-76
Approved _____

Handwritten notes and signature on a lined form. A large, loopy signature is written across the top section of the lines. The rest of the lines are blank.

CITY OF PORTLAND, MAINE
Application for Permit to Install Wires

Permit No. **58092**
 Issued **8/26/69**
 Portland, Maine Aug. 13, 19**69**

To the City Electrician, Portland, Maine:

The undersigned hereby applies for a permit to install wires for the purpose of conducting electric current, in accordance with the laws of Maine, the Electrical Ordinance of the City of Portland, and the following specifications:

(This form must be completely filled out -- Minimum Fee, \$1.00)

Owner's Name and Address: **Rev. S. Zimelman, 40 Woodmont St.** Tel. _____
 Contractor's Name and Address: **Randall & Mc Allister, 84 Cornl. St.** Tel. _____
 Location **37 Casco Street** Use of Building **Apts.**
 Number of Families Apartments Stores Number of Stories
 Description of Wiring: New Work **X** Additions Alterations
 Install **Boiler-Burner-Steam Controls- Model PA0-4-4.5 Iron Fireman Burner**
 Pipe Cable Metal Molding BX Cable Plug Molding (No. of feet)
 No. Light Outlets Plugs Light Circuits Plug Circuits
 FIXTURES: No. Light Switches Fluor. or Strip Lighting (No. feet)
 SERVICE: Pipe Cable Underground No. of Wires Size
 METERS: Relocated Added Total No. Meters
 MOTORS: Number Phase H. P. Amps Volts Starter
 HEATING UNITS: Domestic (Oil) No. Motors Phase H.P.
 Commercial (Oil) **1** No. Motors **2** Phase **1** H.P. **5 & 1**
 Electric Heat (No. of Rooms)
 APPLIANCES: No. Ranges Watts Brand Feeds (Size and No.)
 Elec. Heaters Watts
 Miscellaneous Watts Extra Cabinets or Panels
 Transformers Air Conditioners (No. Units) Signs (No. Units)
 Will commence **Aug. 13 1969** Ready to cover in 19 Inspection **Sept. 1 1969**
 Amount of Fee \$ **4.00**

Signed **Randall & Mc Allister**

DO NOT WRITE BELOW THIS LINE

SERVICE		METER		GROUND	
VISITS: 1	2	3	4	5	6
	7	8	9	10	11
					12

REMARKS:

INSPECTED BY *[Signature]*
 (OVER)



FILL IN AND SIGN WITH INK

APPLICATION FOR PERMIT FOR HEATING, COOKING OR POWER EQUIPMENT

Portland, Maine, August 26, 1969

PERMIT

AUG 26

CITY of PORTLAND

To the INSPECTOR OF BUILDINGS, PORTLAND, ME.

The undersigned hereby applies for a permit to install the following heating, cooking or power equipment in accordance with the Laws of Maine, the Building Code of the City of Portland, and the following specifications:

Location 37 Casco St. Use of Building Apt. Building No. Stories 6 New Building Existing
Name and address of owner of appliance Rev. Samuel Zimelman, 40 Woodmont St.
Installer's name and address Randall & McAllister 84 Commercial St. Telephone

General Description of Work

To install Oil-fired steam boiler(replacement) for entire building.

IF HEATER, OR POWER BOILER

Location of appliance Basement Any burnable material in floor surface or beneath? none
If so, how protected? Kind of fuel? oil
Minimum distance to burnable material, from top of appliance or casing top of furnace 5'
From top of smoke pipe 5' From front of appliance over 4' From sides or back of appliance over 3'
Size of chimney flue 18x18 Other connections to same flue water heater
If gas fired, how vented? Rated maximum demand per hour
Will sufficient fresh air be supplied to the appliance to insure proper and safe combustion? yes

IF OIL BURNER

Name and type of burner Iron-Fireman-gun type Labelled by underwriters' laboratories? yes
Will operator be always in attendance? Does oil supply line feed from top or bottom of tank? bottom
Type of floor beneath burner concrete Size of vent pipe 1 1/2"
Location of oil storage basement(enclosed) Number and capacity of tanks 1-275 existing-water heater
Low water shut off yes Make McD-Miller 1-3300 gal. for heating existing
No. 52-1
Will all tanks be more than five feet from any flame? yes How many tanks enclosed? *
Total capacity of any existing storage tanks for furnace burner

IF COOKING APPLIANCE

Location of appliance Any burnable material in floor surface or beneath?
If so, how protected? Height of Legs, if any
Skirting at bottom of appliance? Distance to combustible material from top of appliance?
From front of appliance From sides and back From top of smokepipe
Size of chimney flue Other connections to same flue
Is hood to be provided? If so, how vented? Forced or gravity?
If gas fired, how vented? Rated maximum demand per hour

MISCELLANEOUS EQUIPMENT OR SPECIAL INFORMATION

Amount of fee enclosed? 2.00 (\$2.00 for one heater, etc., \$1.00 additional for each additional heater, etc., in same building at same time.)

APPROVED:

OK - 8-26-69 - RW

Will there be in charge of the above work a person competent to see that the State and City requirements pertaining thereto are observed? yes

Randall & McAllister

CS 300

Signature of Installer

by: M. Kilgore

INSPECTION COPY

Handwritten initials

Permit No. 69/811
Location 37 Weeks Street
Owner Carl Munnich
Date of permit 8/26/68
Approved _____

NOTES

1	Bill Pipe	
2	Boat Pipe	
3	Kind of Heat	
4	Burner Rigidity & Supports	
5	Name & Size	
6	Stack Control	
7	High Limit Control	
8	Remote Control	
9	Piping Support & Protection	
10	Valves in Supply Line	
11	Capacity of Tanks	
12	Tank Rigidity & Supports	
13	Tank Distance	
14	Oil Gauge	
15	Instruction Card	
16	Low Water Shut-off	

Completed 8/27/69 JH

Blank lined area for notes or additional information.

PERMIT TO INSTALL PLUMBING ¹¹²⁻¹⁰³⁻¹¹⁴ PERMIT NUMBER **557**

Date Issued **July 22, 1969**
 Portland Plumbing Inspector
 By **ERNOLD R GOODWIN**

Address **37 Casco Street, Apt.**
 Installation For: **Apt. House**
 Owner of Bldg: **Mr. Samuel Zimelman**
 Owner's Address: **10 Woodmont Street**
 Plumber: **John A. Jensen** Date **July 22, 1969**

App. First Insp.
 Date **7/27/69**
 By **WALTER H. WALLACE**
~~Portland Plumbing Inspector~~

App. Final Insp.
 Date **7/27/69**
 By **WALTER H. WALLACE**
~~Portland Plumbing Inspector~~
 Type of Bldg.

- Commercial
- Residential
- Single
- Multi Family
- New Construction
- Remodeling

NEW	REPL.		INC.	FEE	
		SINKS			
		LAVATORIES			
		TOILETS			
		BATH TUBS			
		SHOWERS			
3		DRAINS FLOOR SURFACE	3	6.00	
		HOT WATER TANKS			
		TANKLESS WATER HEATERS			
		GARBAGE DISPOSALS			
		SEPTIC TANKS			
		HOUSE SEWERS			
		ROOF LEADERS			
		AUTOMATIC WASHERS			
		DISHWASHERS			
		OTHER			
TOTAL				3	6.00

Building and Inspection Services Dept.; Plumbing Inspection

CITY OF PORTLAND, MAINE

Application for Permit to Install Wires

Permit No. **5780f**
 Issued **5-12-69**
 Portland, Maine May 7 1969

To the City Electrician, Portland, Maine:

The undersigned hereby applies for a permit to install wires for the purpose of conducting electric current, in accordance with the laws of Maine, the Electrical Ordinance of the City of Portland, and the following specifications:

(This form must be completely filled out — Minimum Fee, \$1.00)

Owner's Name and Address **Ambassador Apts., 37 Casco Street** Tel. _____
 Contractor's Name and Address **Randall & Mc Allister, 84 Coml. St.** Tel. _____
 Location **37 Casco Street** Use of Building **Apts.**
 Number of Families _____ Apartments _____ Stores _____ Number of Stories _____
 Description of Wiring: New Work Additions _____ Alterations _____
 ..Install Model **OCG-85 Sun-Ray Hot Water heater-Replacement**
 Pipe Cable _____ Metal Molding _____ BX Cable _____ Plug Molding (No. of feet) _____
 No. Light Outlets _____ Plugs _____ Light Circuits _____ Plug Circuits _____
FIXTURES: No. _____ Light Switches _____ Fluor. or Strip Lighting (No. feet) _____
SERVICE: Pipe _____ Cable _____ Underground _____ No. of Wires _____ Size _____
METERS: Relocated _____ Added _____ Total No. Meters _____
MOTORS: Number _____ Phase _____ H. P. _____ Amps _____ Volts _____ Starter _____
HEATING UNITS: Domestic (Oil) **1** No. Motors **1** Phase **1** H.P. **1/8**
 Commercial (Oil) _____ No. Motors _____ Phase _____ H.P. _____
 Electric Heat (No. of Rooms) _____
APPLIANCES: No. Ranges _____ Watts _____ Brand Feeds (Size and No.) _____
 Elec. Heaters _____ Watts _____
 Miscellaneous _____ Watts _____ Extra Cabinets or Panels _____
 Transformers _____ Air Conditioners (No. Units) _____ Signs (No. Units) _____
 Will commence **May 7 19 69** Ready to cover in **19** Inspection **May 10 19 69**
 Amount of Fee \$ **2.00**

Signed **Randall & Mc Allister**

DO NOT WRITE BELOW THIS LINE

SERVICE ..	METER ..	GROUND	
VISITS: 1 .. 2	3	4	5
..... 7	8	9	10
.....	11	12

REMARKS:

INSPECTED BY **JW Huber**
 (OVER)



FILL IN AND SIGN WITH INK

APPLICATION FOR PERMIT FOR HEATING, COOKING OR POWER EQUIPMENT

Portland, Maine, May 12, 1969.....

PERMIT ISSUED 386 MAY 13 1969 CITY OF PORTLAND

To the INSPECTOR OF BUILDINGS, PORTLAND, ME.

The undersigned hereby applies for a permit to install the following heating, cooking or power equipment in accordance with the Laws of Maine, the Building Code of the City of Portland, and the following specifications:

Location 37 Casco Street Use of Building apt. No. Stories 6 New Building Existing "
Name and address of owner of appliance Rev. Samuel Kimelman, 40 Woodmont St.
Installer's name and address Randall & McAllister, 24, Commercial St. Telephone 774-4554

General Description of Work

To install domestic water heater (replacement)

IF HEATER, OR POWER BOILER

Location of appliance Any burnable material in floor surface or beneath?
If so, how protected? Kind of fuel?
Minimum distance to burnable material, from top of appliance or casing top of furnace
From top of smoke pipe From front of appliance From sides or back of appliance
Size of chimney flue Other connections to same flue
If gas fired, how vented? Rated maximum demand per hour
Will sufficient fresh air be supplied to the appliance to insure proper and safe combustion?

IF OIL BURNER

Name and type of burner Sun Ray Labelled by underwriters' laboratories? yes
Will operator be always in attendance? Does oil supply line feed from top or bottom of tank? bottom
Type of floor beneath burner cement Size of vent pipe 1 1/2"
Location of oil storage Number and capacity of tanks 275 gal. existing for hot water only
Low water shut off Make
Will all tanks be more than five feet from any flame? yes How many tanks enclosed? one large tank enclosed-existing-for heat only
Total capacity of any existing storage tanks for furnace burner.

IF COOKING APPLIANCE

Location of appliance Any burnable material in floor surface or beneath?
If so, how protected? Height of Legs, if any
Skirting at bottom of appliance? Distance to combustible material from top of appliance?
From front of appliance From sides and back From top of smokepipe
Size of chimney flue Other connections to same flue
Is hood to be provided? If so, how vented? Forced or gravity?
If gas fired, how vented? Rated maximum demand per hour

MISCELLANEOUS EQUIPMENT OR SPECIAL INFORMATION

Amount of fee enclosed? 2.00 (\$2.00 for one heater, etc., \$1.00 additional for each additional heater, etc., in same building at same time)

APPROVED.

OK 5-12-69 - [Signature]

Will there be in charge of the above work a person competent to see that the State and City requirements pertaining thereto are observed? yes

Randall & McAllister

CS 300

INSPECTION COPY

Signature of Installer By:

[Signature]

mc

PERMIT TO INSTALL PLUMBING

15118

PERMIT NUMBER

Date Issued: 4/26/65
 PORTLAND PLUMBING INSPECTOR

Address: 37 Cass St.
 Installation For: Embassador Hotel
 Owner of Bldg.: Samo
 Owner's Address: Sauce
 Plumber: P. Rouben & Co. Date: 4/26/65

By: [Signature]
 APPROVED FIRST INSPECTION

Date: 4/26/65

By: [Signature]
 APPROVED FINAL INSPECTION

Date: 4/26/65
JOSEPH P. WELCH
 CHIEF PLUMBING INSPECTOR

- By: TYPE OF BUILDING
- COMMERCIAL
 - RESIDENTIAL
 - SINGLE
 - MULTI FAMILY
 - NEW CONSTRUCTION
 - REMODELING

*NEW	REPL	PROPOSED INSTALLATIONS	NUMBER	FEE
	1	SINKS	7	\$2.00
	1	LAVATORIES	1	2.00
	1	TOILETS	1	2.00
	1	BATH TUBS	1	2.00
		SHOWERS		
		DRAINS		
		HOT WATER TANKS		
		TANKLESS WATER HEATERS		
		GARBAGE GRINDERS		
		SEPTIC TANKS		
		HOUSE SEWERS		
		ROOF LEADERS (Conn. to house drain)		
			TOTAL	\$8.00

PORTLAND HEALTH DEPT. PLUMBING INSPECTION

PERMIT TO INSTALL PLUMBING

14273

Date Issued **7/22/64**

PORTLAND PLUMBING INSPECTOR

By **J.P. Welch**

APPROVED FIRST INSPECTION

Date **7-20-64**

By *[Signature]*

APPROVED FINAL INSPECTION

Date **JOSEPH P. WELCH**
CHIEF PLUMBING INSPECTOR

- By
- TYPE OF BUILDING
 - COMMERCIAL
 - RESIDENTIAL
 - SINGLE
 - MULTI FAMILY
 - NEW CONSTRUCTION
 - RENOVATING

Address **Ambassador Hotel, Casso St. PERMIT NUMBER**

Installation For **Ambassador Hotel**

Owner of Bldg. **Ambassador Hotel**

Owner's Address **Ambassador Hotel, Casso Street**

Plumber **Wilbur P. Blaine** Date **7/22/64**

NEW	REPL	PROPOSED INSTALLATIONS	NUMBER	FEE
	1	SINKS	1	82.00
		LAVATORIES		
		TOILETS		
		BATH TUBS		
		SHOWERS		
		DRAINS		
		HOT WATER TANKS		
		TANKLESS WATER HEATERS		
		GARBAGE GRINDERS		
		SEPTIC TANKS		
		HOUSE SEWERS		
		ROOF LEADERS (Conn. to house drain)		
	1	Replacing leadwork bathroom	1	2.00

PORTLAND HEALTH DEPT. PLUMBING INSPECTION

TOTAL ▶ 14.00

PERMIT TO INSTALL PLUMBING

14184

PERMIT NUMBER

Date Issued

PORTLAND PLUMBING INSPECTOR

By **J. P. Welch**

Address **37 Casco Street**

Installation For: **Ambassador Hotel**

Owner of Bldg. **Gaul Chaisson**

Owner's Address: **Same**

Plumber: **Ralph F. Blake**

Date: **6-29-64**

APPROVED FIRST INSPECTION

Date: **July 1, 1964**

By: **JOSEPH P. WELCH**

APPROVED FINAL INSPECTION

Date: **July 1, 1964**

By: **JOSEPH P. WELCH**

CHIEF PLUMBING INSPECTOR

- COMMERCIAL
- RESIDENTIAL
 - SINGLE
 - MULTI FAMILY
 - NEW CONSTRUCTION
 - REMODELING

NEW	FEEL	PROPOSED INSTALLATIONS	NUMBER		FEE
	1	SINKS			
		LAVATORIES	1		2.00
		TOILETS			
		BATH TUBS			
		SHOWERS			
		DRAINS			
		HOT WATER TANKS			
		TANKLESS WATER HEATERS			
		GARBAGE GRINDERS			
		SEPTIC TANKS			
		HOUSE SEWERS			
		ROOF LEADERS (Conn. to house drain)			
	1	Lead Work	1		2.00

PORTLAND HEALTH DEPT. PLUMBING INSPECTION

TOTAL ▶ \$ 4.00

3

PERMIT TO INSTALL PLUMBING

14084

PERMIT NUMBER

Date Issued

6-4-64

PORTLAND PLUMBING INSPECTOR

J. P. Welch

Address: 37 Casco Street
 Installation For: Ambassador Hotel
 Owner of Bldg.: Ambassador Hotel
 Owner's Address: Same
 Plumber: Ralph P. Blako Date: 6-4-64

APPROVED FIRST INSPECTION

Date June 9, 1964

By JOSEPH P. WELCH

APPROVED FINAL INSPECTION

Date June 9, 1964

By JOSEPH P. WELCH

CHIEF OF PLUMBING INSPECTOR

- RESIDENTIAL
- SINGLE
- MULTI FAMILY
- NEW CONSTRUCTION
- REMODELING

NEW	REPL	PROPOSED INSTALLATIONS	NUMBER	FEE
		SINKS		
		LAVATORIES		
		TOILETS		
		BATH TUBS		
		SHOWERS		
		DRAINS		
		HOT WATER TANKS		
		TANKLESS WATER HEATERS		
		GARBAGE GRINDERS		
		SEPTIC TANKS		
		HOUSE SEWERS		
		ROOF LEADERS (Conn. to house drain)		
	1	Lead Work	1	\$ 2.00

PORTLAND HEALTH DEPT. PLUMBING INSPECTION

TOTAL ▶ \$ 2.00

3

PERMIT TO INSTALL PLUMBING

13863
PERMIT NUMBER

Date Issued

PORTLAND PLUMBING INSPECTOR

Address 37 Conco Street
 Installation For: Ambassador Hotel
 Owner of Bldg. Ambassador Hotel
 Owner's Address: Same
 Plumber: Ralph F. Wake Date: 4-9-64

By J. P. Walsh

APPROVED FIRST INSPECTION

Date 4-9-64

By [Signature]

APPROVED FINAL INSPECTION

Date

By

- TYPE OF BUILDING
- COMMERCIAL
 - RESIDENTIAL
 - SINGLE
 - MULTI FAMILY
 - NEW CONSTRUCTION
 - REMODELING

NEW	REPL	PROPOSED INSTALLATIONS	NUMBER	FEES
	1	✓ SINKS		
		LAVATOR-ES	1	2.00
		TOILETS		
		BATH TUBS		
		SHOWERS		
		DRAINS		
		HOT WATER TANKS		
		TANKLESS WATER HEATERS		
		GARBAGE GRINDERS		
		SEPTIC TANKS		
		HOUSE SEWERS		
		ROOF LEADERS (Conn. to house drain)		
	1	✓ Bathroom leadwork	1	2.00

PORTLAND HEALTH DEPT. PLUMBING INSPECTION TOTAL ▶ \$ 4.00

PERMIT TO INSTALL PLUMBING

Date Issued **3-31-64**

PORTLAND PLUMBING INSPECTOR

By **J. P. Welch**

APPROVED FIRST INSPECTION

Date **3-31-64**

By **[Signature]**

APPROVED FINAL INSPECTION

Date **4-1-64**

By **JOSEPH P. WELCH**

CHIEF PLUMBING INSPECTOR

- TYPE OF BUILDING
- COMMERCIAL
 - RESIDENTIAL
 - SINGLE
 - MULTI FAMILY
 - NEW CONSTRUCTION
 - REMODELING

Address **37 Casco Street**
 Installation For: **Ambassador Hotel**
 Owner of Bldg. **Ambassador Hotel**
 Owner's Address: **37 Casco Street**
 Plumber: **Dolph P. Blinks**

PERMIT NUMBER

NEW	REPL	PROPOSED INSTALLATIONS	NUMBER	FEE
	1	SINKS		
		LAVATORIES		
		TOILETS	1	\$ 2.00
		BATH TUBS		
		SHOWERS		
		DRAINS		
		HOT WATER TANKS		
		TANKLESS WATER HEATERS		
		GARBAGE GRINDERS		
		SEPTIC TANKS		
		HOUSE SEWERS		
		ROOF LEADERS (Conn. to house drain)		
	1	Lead Work	1	2.00

PORTLAND HEALTH DEPT. PLUMBING INSPECTION TOTAL ▶ \$ 4.00

PERMIT TO INSTALL PLUMBING

13820

PERMIT NUMBER
13772

Date Issued 3-16-64

PORTLAND PLUMBING INSPECTOR

By J. P. Welch

APPROVED FIRST INSPECTION

Date Mar 17, 1964

By JOSEPH P. WELCH

APPROVED FINAL INSPECTION

Date Mar 17, 1964

By JOSEPH P. WELCH

CHIEF PLUMBING INSPECTOR

COMMERCIAL

RESIDENTIAL

SINGLE

MULTI FAMILY

NEW CONSTRUCTION

REMODELING

Address 37 Casco Street

Installation For: Saul J. Chason

Owner of Bldg. Saul J. Chason

Owner's Address: Same

Plumber: Ralph F. Blake

Date: 3-16-64

NEW	REPL	PROPOSED INSTALLATIONS	FEE	
			NUMBER	FEE
	1	SINKS		
		LAVATORIES	1	2.00
		TOILETS		
		BATH TUBS		
		SHOWERS		
		DRAINS		
		HOT WATER TANKS		
		TANKLESS WATER HEATERS		
		GARBAGE GRINDERS		
		SEPTIC TANKS		
		HOUSE SEWERS		
		ROOF LEADERS (Conn. to house drain)		
	1	Bathroom logwork	1	2.00

PORTLAND HEALTH DEPT. PLUMBING INSPECTION

TOTAL ▶ \$ 4.00

PERMIT TO INSTALL PLUMBING

13703

Date Issued 2-19-64
 PORTLAND PLUMBING INSPECTOR

By J. P. Welch
 APPROVED FIRST INSPECTION

Date 2-19-64
 By J. P. Welch
 APPROVED FINAL INSPECTION

Date _____
 JOSEPH P. WELCH

By _____
 TYPE OF BUILDING
 COMMERCIAL
 RESIDENTIAL
 SINGLE
 MULTI FAMILY
 NEW CONSTRUCTION
 RE-MODELING

Address 37 Casco Street
 Installation For: Ambassador Hotel
 Owner of Bldg. Ambassador Hotel
 Owner's Address. Same
 Plumber: Ralph F. Blake Date: 2-19-64

NEW	REPL	PROPOSED INSTALLATIONS	PERMIT NUMBER	
			AMOUNT	FEE
	1	SINKS		
		LAVATORIES	1	\$ 2.00
		TOILETS		
		BATH TUBS		
		SHOWERS		
		DRAINS		
		HOT WATER TANKS		
		TANKLESS WATER HEATERS		
		GARBAGE GRINDERS		
		SEPTIC TANKS		
		HOUSE SEWERS		
		ROOF LEADERS (Conn. to house drain)		
	1	Lead Bend	1	2.00
TOTAL				\$ 4.00

PORTLAND HEALTH DEPT. PLUMBING INSPECTION

PERMIT TO INSTALL PLUMBING

3595

PERMIT NUMBER

1-13-64
PORTLAND PLUMBING INSPECTOR

J. P. Welch

APPROVED FIRST INSPECTION

Date JAN. 13 1964

JOSEPH P. WELCH

INSPECTOR

APPROVED FINAL INSPECTION

Date JAN. 15 1964

JOSEPH P. WELCH

INSPECTOR

- CHIEF TYPE OF ACTION**
- CONSTRUCTION
 - RESIDENTIAL
 - SINGLE
 - MULTI FAMILY
 - NEW CONSTRUCTION
 - REMODELING

Address: 37 Casco Street
Installation For: Ambassador Apartments
Owner of Bldg: Ambassador Apartments
Owner's Address: 37 Casco Street
Plumber: Nelson A. Trim
Date: 1-13-64

NEW	REPL	PROPOSED INSTALLATIONS	NUMBER	FEE
		SINKS		
		LAVATORIES		
		TOILETS		
		BATH TUBS		
		SHOWERS		
		DRAINS		
		HOT WATER TANKS		
		TANKLESS WATER HEATERS		
		GARBAGE GRINDERS		
		SEPTIC TANKS		
		HOUSE SEWERS		
		ROOF LEADERS (Conn. to house drain)		
	1	Lead Bend	1	\$ 2.00

PORTLAND HEALTH DEPT. PLUMBING INSPECTION

TOTAL ▶ \$ 2.00

PERMIT TO INSTALL PLUMBING

13078
PERMIT NUMBER

Date Issued

By J. E. Walsh
PORTLAND HEALTH DEPT.
INSPECTOR

Address 37 Casco Street
Installation For: Hotel Ambassador
Owner of Bldg. Hotel Ambassador
Owner's Address: 37 Casco Street
Plumber: Ralph P. Blake Date: 8-1-63

APPROVED FIRST INSPECTION

Date Aug 1, 1963

By JOSEPH E. WELCH

APPROVED FINAL INSPECTION

Date Aug 1, 1963

By JOSEPH E. WELCH

- By
- TYPE OF BUILDING
 - COMMERCIAL
 - RESIDENTIAL
 - SINGLE
 - MULTI FAMILY
 - NEW CONSTRUCTION
 - REMODELING

	PROPOSED INSTALLATIONS		NUMBER	FEE
	NEW	REPL		
SINKS		1		
LAVATORIES				
TOILETS				
BATH TUBS				
SHOWERS				
DRAINS				
HOT WATER TANKS				
TANKLESS WATER HEATERS				
GARBAGE GRINDERS				
SEPTIC TANKS				
HOUSE SEWERS				
ROOF LEADERS (Conn. to house drain)				
Bathroom Lead Waste	1		1	2.00
TOTAL				\$ 4.00

PORTLAND HEALTH DEPT. PLUMBING INSPECTION

1/4 sq. feet plastic face - Unid. Lab.
Lexiglass

B3 BUSIN SS ZONE

PERMIT ISSUED

01332

OCT 9 1961



APPLICATION FOR PERMIT TO ERECT SIGN OVER PUBLIC SIDEWALK OR STREET

CITY OF PORTLAND

Portland, Maine, October 5 19 61

To the INSPECTOR OF BUILDINGS, PORTLAND, ME.

The contract signed hereby applies for a permit to erect the following described sign extending over a public sidewalk or street in accordance with the Building Code of the City of Portland, and the following specifications:

Location 37 Casco Street Within Fire Limits? _____ Dist. No. _____
 Owner of building to which sign is to be attached Samuel Appel
 Name and address of owner of sign Ambassador Apts., 36 Casco St.
 Contractor's name and address Coyne Sign Co., 195 St. John St. Telephone _____
 When does contractor's bond expire? December, 1961

Information Concerning Building

No. stories 5 Material of wall to which sign is to be attached brick

Details of Sign and Connections

Building owner's consent and agreement filed with application yes
 Electric? yes Vertical dimension after erection 4'6" Horizontal 8'
 Weight 125 lbs., Will there be any hollow spaces? yes Any rigid frame? yes
 Material of frame angle iron No. advertising faces 2, material plastic
 No. rigid connections 2 Are they fastened directly to frame of sign? yes
 No. through bolts 1, Size 3/4", Location, top or bottom top
 No. guys 2 & 3, material cable and angle iron, Size 5/16" - 1 1/2" x 3/16"
 Minimum clear height above sidewalk or street 10'
 Maximum projection into street _____ 8'6" Fee \$ 2.00

Signature of contractor Coyne Sign Co. [Signature]

INSPECTION COPY

Appel H. E. M.

111
Permit No. 61/1332

Location 38 Cacao St

Owner Ambassador Apts

Date of permit 10/9/61

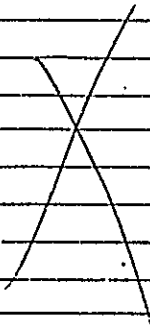
Sign Contractor

Final Inspn. 10/31/61

NOTES

10/12/61 - Shep wrap
made P.S.S.

10/30/61 - work done
P.S.S.



WRITTEN CONSENT AND AGREEMENT RELATING TO A CERTAIN SIGN PROPOSED TO BE
ERECTED PROJECTING OVER A PUBLIC SIDEWALK FROM THE PREMISES


AT 37 Casco Street IN PORTLAND, MAINE

Samuel H. Appel, being the owner of the
premises at 37 Casco St. in Portland, Maine hereby gives
consent to the erection of a certain sign owned by Ambassador Apartments
projecting over the public sidewalk from said premises as described in
application to the Inspector of Buildings of Portland, Maine for a permit
to cover erection of said sign;

And in consideration of the issuance of said permit _____
Samuel H. Appel, owner of said premises, in event said sign
shall cease to serve the purpose for which it was erected or shall become
dangerous and in event the owner of said sign shall fail to remove said sign
or make it permanently safe in case the sign still serves the purpose for
which it was erected, hereby agrees for himself or itself, for his heirs, its
successors, and his or its assigns, to completely remove said sign within ten
days of notice from said Inspector of Buildings that said sign is in such
condition and of order from him to remove it.

In Witness whereof the owner of said premises has signed this
consent and agreement this 4th day of October, 1966

J. H. [Signature] Witness
Samuel H. Appel Owner



B3 BUSINESS ZONE

CITY OF PORTLAND, MAINE
DEPARTMENT OF BUILDING INSPECTION
COMPLAINT



INSPECTION COPY

COMPLAINT NO. 60/89

Date Received December 7, 1960

Location:
37 Casco St.

Location 37 Casco Street Use of Building Apt. house

Owner's name and address Mr. Saul Chason, 18 Casco St. Telephone _____

Tenant's name and address _____ Telephone _____

Complainant's name and address Fire Dept. Telephone _____

Description: Bad condition exists where bricks are missing from base of incinerator.

NOTES: 12.8.60. Vassars men working here today
removing bricks from incinerator. Mr. Appel, mgr,
believes walls of incinerator became loose
due to splashing water by causing sprinkler
head of apartment next to incinerator to go off
Mr. Vassal to bring in sketch to office
of what they propose to do.

12/8/60 - Mason was in to discuss method of repairing
incinerator and strengthening existing steel lintel
which has deflected under heat. I told him his pro-
posal to build an arch of fire brick 8 inches wide
beneath the lintel would be O.K. if it did not inter-
fere with operation of the incinerator. This he said
it would not do. AJS

To Building Department
REPORT OF FIRE

Date December 6, 1960

Location 37 Casco St.

Construction . . . Brick

Height (Stories) . 6

Owner *18 Casco St.*
Mr. Saul Chason & Mrs. Golodetz

Occupant *Hotel Ambascador, Inc.*
Tenants

Floor of origin Basement

Cause Blocked Chimney

Appx. Damage . . . None

Remarks Bad condition exists where . . .
bricks are missing from base
of incinerator.

Samuel H. [unclear]

Fire Dept

By *Carl O. Johnson*
R.



FILL IN AND SIGN WITH INK

APPLICATION FOR PERMIT FOR HEATING, COOKING OR POWER EQUIPMENT

Portland, Maine, July 8, 1959

PERMIT ISSUED

JUL 30 1959

CITY of PORTLAND

To the INSPECTOR OF BUILDINGS, PORTLAND, ME.

The undersigned hereby applies for a permit to install the following heating, cooking or power equipment in accordance with the Laws of Maine, the Building Code of the City of Portland, and the following specifications:

Location . 37 Casco St. Use of Building Hotel No. Stories 5 New Building Existing "
Name and address of owner of appliance Saul Chaspey Hotel Ambassador, Inc., 37 Casco St.
Installer's name and address Marshall Engineering Co., 398 Fore St., Telephone 3-1524

General Description of Work

To install oil burner in existing steam boiler (existing) in connection to steam heat

IF HEATER, OR POWER BOILER

Location of appliance basement Any burnable material in floor surface or beneath? NO
If so, how protected? Kind of fuel? oil
Minimum distance to burnable material, from top of appliance or casing top of furnace 60 inches
From top of smoke pipe over 3' From front of appliance over 3' From sides or back of appliance 1' from brick wall
Size of chimney flue 18" Other connections to same flue no
If gas fired, how vented? Rated maximum demand per hour
Will sufficient fresh air be supplied to the appliance to insure proper and safe combustion?

IF OIL BURNER

Name and type of burner SunRay Labelled by underwriters' laboratories? yes
Will operator be always in attendance? Does oil supply line feed from top or bottom of tank? top
Type of floor beneath burner concrete Size of vent pipe 2 1/2" 1-275 gal. existing
Location of oil storage basement = cook bunker Number and capacity of tanks 1-3300 gal. enclosed
Low water shut off yes Make McDonnell-Killer No. 17-2 existing
Will all tanks be more than five feet from any flame? yes How many tanks enclosed? 1-3300 gal.
Total capacity of any existing storage tanks for furnace burners 1-275 gal.

IF COOKING APPLIANCE

Location of appliance Any burnable material in floor surface or beneath?
If so, how protected? Height of Legs, if any
Skirting at bottom of appliance? Distance to combustible material from top of appliance?
From front of appliance From sides and back From top of smokepipe
Size of chimney flue Other connections to same flue
Is hood to be provided? If so, how vented? Forced or gravity?
If gas fired, how vented? Rated maximum demand per hour

MISCELLANEOUS EQUIPMENT OR SPECIAL INFORMATION

Tanks not more than 600 gallons aggregate capacity may be enclosed by walls of reinforced concrete at least 6 inches thick, or of brick or concrete block (including block) at least 8 inches thick, well bonded to a non-burnable floor, and constructed to a level not less than 12 inches above the top of the tanks, space between tanks and enclosure and to top of walls to be completely filled with sand or well tamped earth, and tanks to be

tank to be enclosed by Anthony Doria, contractor
Amount of fee enclosed? 2.00 (\$2.00 for one heater, etc., 50 cents additional for each additional heater, etc., in same building at same time.)

APPROVED: With [Signature]

Will there be in charge of the above work a person competent to see that the State and City requirements pertaining thereto are observed? YES

Marshall Engineering Co

By: Stanley Blumenthal, Jr.

Signature of Installer

INSPECTION COPY

A.- 37 Casco Street-Installation of oil-burning equipment including enclosed fuel oil tank in the basement for Hotel Ambassador, Inc. by Marshall Engineering Co.

July 30, 1959

Marshall Engineering Company
398 Fore Street
Hotel Ambassador, Inc.
Attn: Mr. Saul Chason
37 Casco Street

cc to: Peerless Welding Company
Union Street
cc to: Mr. Anthony Doris
Spurwink Ave., Cape Elizabeth
cc to: Mr. C. C. Ingalls, Jr.
45 Exchange Street

Gentlemen:

Building permit authorizing the above installation is issued to Marshall Engineering, herewith, subject to the following. If these conditions are not understood please contact the undersigned without delay before starting the work.

1. The plan of enclosure shows alternative methods of supporting the tank on the floor of the building - a bed of sand 8-inches deep or concrete pads 17-inches wide and 8-inches high. Building code standards, except for requiring adequate supports structurally, contain no specifications in this connection. It will be interesting to all concerned, to note that the Fire Underwriters at the present time require that the bottom of the tank be supported 4-inches above the floor. It is felt in some quarters that the sand beneath the tank might in some manner become damp and deteriorate the steel of the tank.

If the tank is to be supported above the floor on structural members, these supports are to be of masonry or structural steel, are to run continuously across the tank under its full width with a supporting member under each outer end of the tank and under each horizontal angle inside the tank (the latter is shown on the tank plan as 26 inches from center to center), thus providing 8 such supports beneath the tank.

2. It is understood that both the manhole in the tank and the manhole in the slab above the tank are to be furnished by Peerless Welding according to their letter-size detail filed here on July 21st along with the design plan of the tank which is dated July 20, 1959.

3. Since the opening for the manhole in the reinforced concrete slab will interrupt one or more of the reinforcing bars in the slab, counter reinforcing bars should be supplied to spread the load to the continuous bars on either side of the opening.

4. Though not shown on either plan the usual fill pipe and vent pipe are to be provided of course, terminating outside of the building. A shut-off valve, capable of closing automatically in case of fire in the boiler room, and also of being operated manually, is required in the oil supply line just outside of the masonry of the enclosure and another similar at the burner assembly. The installer is also reminded of the requirement for a remote control switch so located with relation with the oil burner assembly that the switch may be operated in case of emergency at the assembly without being exposed to the danger.

5. It is noted from the enclosure plan that there is an existing pipe running horizontally which will be enclosed within the masonry vault. The use of this pipe is not known, but it is assumed that the owner realizes that that portion of the pipe inside of the vault will not be accessible for maintenance without tearing out a considerable portion of the masonry of the vault.

Marshall Engineering Company
Hotel Ambassador, Inc.

Page 2

July 30, 1959

It is also noted that there will be only about 30 inches between the cover of the manhole in the slab and the existing ceiling and that there is certain existing piping in this 30 inch space. No doubt all concerned will do the best they can to provide as much space above the enclosure as possible and as little possible obstruction by the pipes so that access to the manhole and thence to the inside of the tank will be feasible for a man of normal size and agility.

6. When the forms for the reinforced slab are already and the reinforcement in place, and before any concrete is poured, Mr. Toria should notify this office for inspection and not pour any concrete until our inspector has given his approval.

Very truly yours,

Warren McDonald
Acting Deputy Insptr. of Bldgs.

WMD:m

Enc: to Marshall Engineering- permit card and copy of application

AP-37 Casco Street
Installation of oil burning equipment with inside fuel
oil storage tank for Hotel Ambassador by
Marshall Engineering Co.

July 21, 1959

Marshall Engineering Co.
396 Fore Street
Hotel Ambassador, Inc.
Att. Mr. Saul Chason
57 Casco Street

cc to: Peerless Welding Co., Inc.
41 Union Street
cc to: Mr. Antonio Doria
Spurdink Avenue
Cape Elizabeth, Maine

Gentlemen:

Marshall Engineering Co. has filed application for a permit to cover the above installation indicating that a 3300 gallon tank is to be enclosed in the building by Antonio Doria. Peerless Welding Co. has properly filed here with Marshall's application the required design plan of the tank itself, including detail of a manhole in the tank and another larger manhole with cover in the reinforced concrete slab required over the masonry enclosing walls.

Before we can do anything with the application by way of issuing the permit, it is necessary that a design plan of the enclosure by some competent designer and bearing his signed statement of design required by the Building Code, be filed here for checking.

Whoever makes this plan of the enclosure should examine the plan of the tank and the manhole made by Peerless Welding to be sure that the enclosure plan will work with the tank plan and to show how the tank is to be supported upon the floor of the enclosure. This plan should also show the location within the building with relation to the heater room or other permanent features. The plan should also show the clearance between the manhole in the top slab of the enclosure and the permanent construction work overhead; bearing in mind that the manhole to be of any use must be accessible by a person of normal size and agility.

Very truly yours,

WMCB/JS

Warren McDonald
Acting Deputy Inspector of
Buildings