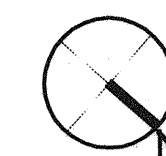



NOTE:


1. GLULAM BEAM SECTIONS ARE BASED ON WESTERN SPECIES, 1-1/2" THICK LAMINATION
2. ALL WOOD CONNECTORS DESIGNATED ON THIS PLAN ARE SIMPSON STRONGTIE PRODUCT NUMBER. SUBSTITUTION OF EQUIVALENT PRODUCTS IS PERMITTED.



**TERMINAL BUILDING
ROOF FRAMING PLAN**
SCALE: 1/8" = 1'-0"



STATE OF MAINE
DEPARTMENT OF TRANSPORTATION
PROJECT NUMBER 009215.00
PIN 009215.00



PROJ. MGR.	PAUL POTTE	BY	DATE
DESIGN-DETAILED			
CHECKED-REVIEWED			
DESIGN-DETAILED			
REVISIONS 1			
REVISIONS 2			
REVISIONS 3			
REVISIONS 4			
FIELD CHANGES			

CITY OF PORTLAND
OCEAN GATEWAY PHASE 1
TERMINAL BUILDING
ROOF FRAMING PLAN

S103-T