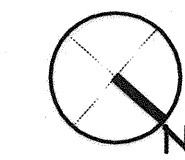


NOTES:

1. STEEL JOISTS AND METAL DECK SPECIFIED ON PLAN ARE VULCRAFT PRODUCT DESIGNATION. GC COULD INTERCHANGE TO EQUIVALENT PRODUCT OF OTHER MANUFACTURER.
2. SEE S0202-T FOR BEAM AND COLUMN SCHEDULE


LEGEND:

- DENOTES BEARING MASONRY WALL.
- DENOTES COLUMN AT THIS LEVEL.
- DENOTES COLUMN ENDS BELOW THIS LEVEL.




**TERMINAL BUILDING
SECOND FLOOR FRAMING PLAN**

SCALE: 1/8"=1'-0"



IN ASSOCIATION WITH:
PERATROVICH NOTTINGHAM & DRAKE
WINTON SCOTT ARCHITECTS
HALEY & ALDRICH

STATE OF MAINE
DEPARTMENT OF TRANSPORTATION
PROJECT NUMBER 009215.00



SIGNATURE: [Signature]
P. LICENCE NUMBER: PE 10709
DATE: 10/8/2004

PROJ. MANAGER	PAUL POTTLE	DATE
DESIGN-DETAILED		
CHECKED-REVIEWED		
DESIGN-DETAILED		
REVISIONS 1		
REVISIONS 2		
REVISIONS 3		
REVISIONS 4		
FIELD CHANGES		

CITY OF PORTLAND
OCEAN GATEWAY PHASE 1
TERMINAL BUILDING
SECOND FLOOR FRAMING PLAN

S101-T