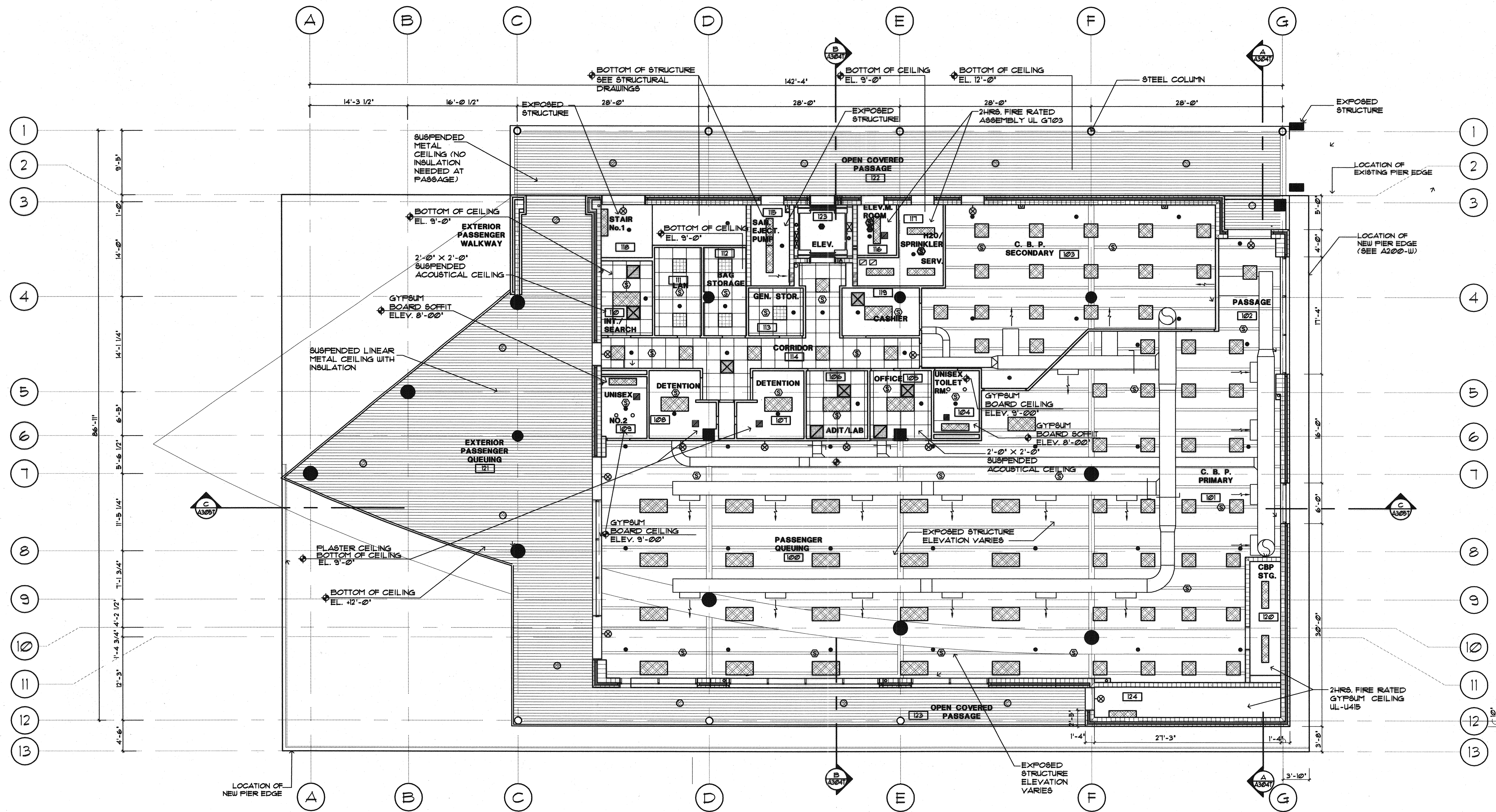
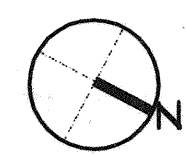


Filename: \\server1\projects\02-0818 Maine Int Ferry Terminal\PHASE 1\Architecture\FINAL CONSTRUCTION DOCUMENTS\TERMINAL BUILDING\A700.dwg, Oct 07, 2004 - 6:03pm




FIRST FLOOR REFLECTED CEILING PLAN
SCALE: 1/8" = 1'-0"




FIXTURE LEGEND	
	A1 RECESSED 2 x 4 FLUORESCENT TROFFER WITH GRID CEILING FRAME
	A2 RECESSED 2 x 2 FLUORESCENT TROFFER WITH GRID CEILING FRAME
	A3 RECESSED 2 x 2 FLUORESCENT TROFFER WITH GRID FLUSH FRAME
	A4 2'x4' STATIC FLUORESCENT TROFFER WITH FLUSH FRAME FOR SUSPENDED GRID CEILINGS, AN ACRYLIC PRISMATIC DIFFUSER, AND ELECTRONIC, LOW HARMONIC BALLASTS.
	A6 RECESSED 2'x4 STATIC FLUORESCENT TROFFER WITH FLUSH FRAME FOR SUSPENDED GRID CEILINGS, A 1/2 SQUARE WHITE EGGRATE LOVER, AND ELECTRONIC, LOW HARMONIC BALLASTS.
	A1 SIMILAR TO TYPE A6 EXCEPT 1'4 WITH 2 LAMPS.
	HVAC DIFFUSER
	HVAC RETURN AIR GRILLE
	SPRINKLER HEAD
	CEILING MOUNTED EXIT LIGHT FIXTURE
	WALL MOUNTED EXIT LIGHT FIXTURE
	RECESSED LIGHT (SEE ELECTRICAL PLANS)
	4FT. WALL LIGHT WITH DIRECT/INDIRECT DISTRIBUTION
	SURFACE CEILING FLUORESCENT FIXTURE WITH PRISMATIC ACRYLIC LENSE.
	SMOKE DETECTOR

IN ASSOCIATION WITH:
GORRILL-PALMER CONSULTING ENGINEERS
PERATROVICH, NOTTINGHAM & DRAGE
ARCHITECTS
HALEY & ALDRICH



STATE OF MAINE
DEPARTMENT OF TRANSPORTATION
PROJECT NUMBER 009215.00



PROJ. MANAGER	PAUL POTTLE	DATE	
DESIGN-DETAILED		SIGNATURE	
CHECKED-REVIEWED		P. LICENSE NUMBER	ARC 2644
DESIGN-2-DETAILED2		DATE	10/8/2004
DESIGN-3-DETAILED3		FIELD CHANGES	
REVISIONS 1			
REVISIONS 2			
REVISIONS 3			
REVISIONS 4			

CITY OF PORTLAND
OCEAN GATEWAY PHASE 1
REFLECTED CEILING PLAN

A700-T