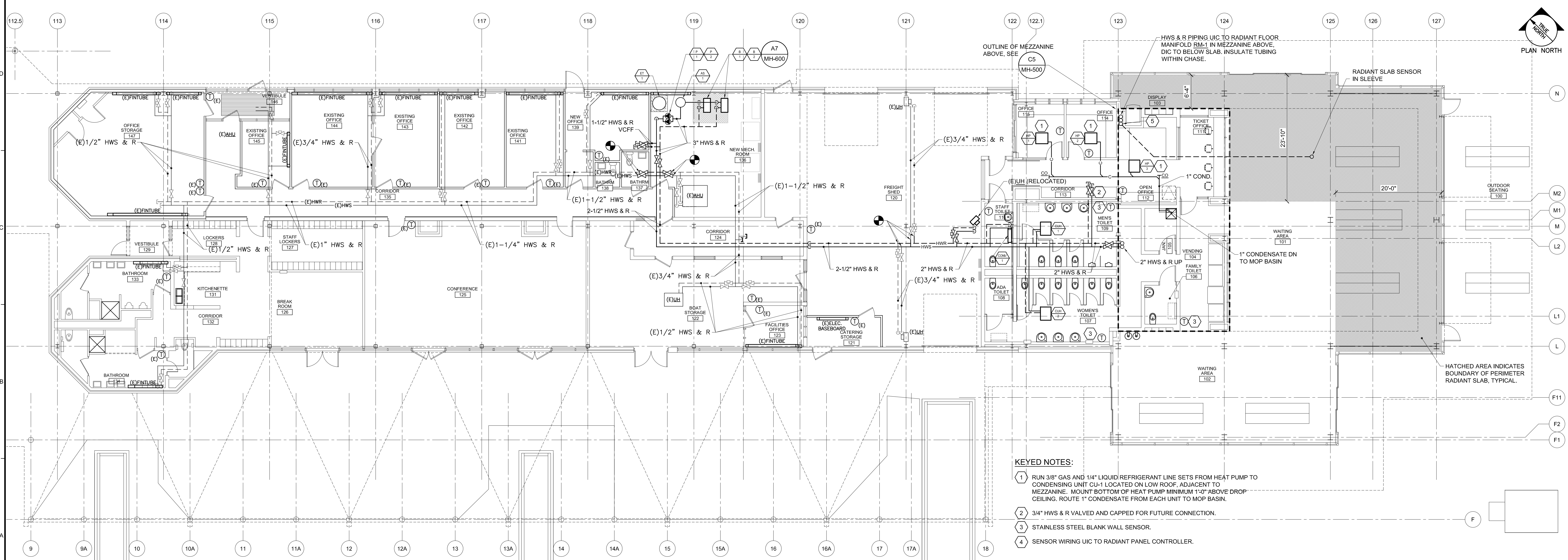



- DEMOLITION KEYED NOTES:**
- 1 REMOVE (E)OIL TANKS COMPLETE WITH FILL AND VENT PIPING. No. 2 HEATING OIL SHALL BE REMOVED AND TANKS CLEANED PER MDEP REGULATIONS.
 - 2 REMOVE (E)BOILER, PUMPS, EXPANSION TANK, AIR SEPARATOR AND APPURTENANCES.
 - 3 NOT USED.
 - 4 REMOVE (E)UNIT HEATER (FOR RE-USE). REMOVE SECTION OF (E)HWS & R BRANCH PIPING AS REQUIRED TO FACILITATE RELOCATION OF HEATER.
 - 5 REMOVE (E)UNIT HEATER COMPLETE WITH APPURTENANCES AND CONTROLS. TURN (E)UNIT HEATER OVER TO OWNER.
 - 6 REMOVE SECTIONS OF (E)HWS & HWR PIPING TO FACILITATE INSTALLATION OF ISOLATION VALVES.

E1 MECHANICAL PIPING DEMOLITION PLAN
1/8" = 1'-0"



- KEYED NOTES:**
- 1 RUN 3/8" GAS AND 1/4" LIQUID REFRIGERANT LINE SETS FROM HEAT PUMP TO CONDENSING UNIT CU-1 LOCATED ON LOW ROOF, ADJACENT TO MEZZANINE. MOUNT BOTTOM OF HEAT PUMP MINIMUM 1'-0" ABOVE DROP CEILING. ROUTE 1" CONDENSATE FROM EACH UNIT TO MOP BASIN.
 - 2 3/4" HWS & R VALVED AND CAPPED FOR FUTURE CONNECTION.
 - 3 STAINLESS STEEL BLANK WALL SENSOR.
 - 4 SENSOR WIRING UIC TO RADIANT PANEL CONTROLLER.

A1 MECHANICAL PIPING PLAN
1/8" = 1'-0"




**160 Veranda Street
Portland, Maine 04103**
T: 207.221.2260
F: 207.221.2266
Web: www.allied-eng.com

Allied Project No: 12008
Cad File: 12008M.dwg
Checked By: IAM



PROJECT NAME:
CASCO BAY FERRY TERMINAL
RENOVATIONS & ADDITIONS
56 COMMERCIAL STREET
PORTLAND, MAINE 04101



THIS DRAWING IS THE PROPERTY OF SCOTT SIMONS ARCHITECTS (SSA) AND IS NOT TO BE COPIED OR REPRODUCED IN PART OR WHOLE. 2012 © SCOTT SIMONS ARCHITECTS, LLC

REVISION:	DATE
1	DATE
2	DATE
3	DATE
4	DATE
5	DATE
6	DATE

DATE OF ISSUE: MAY 14, 2013
PROJECT NUMBER: 2011-0270
STATUS: ISSUED FOR BIDDING

MECHANICAL PIPING PLANS

MH-101
2008 © Scott Simons Architects LLC

N:\Projects\2013\12008 - Casco Bay Ferry Terminal\01 Drawing Files\12008M.dwg May 13, 2013 8:19am