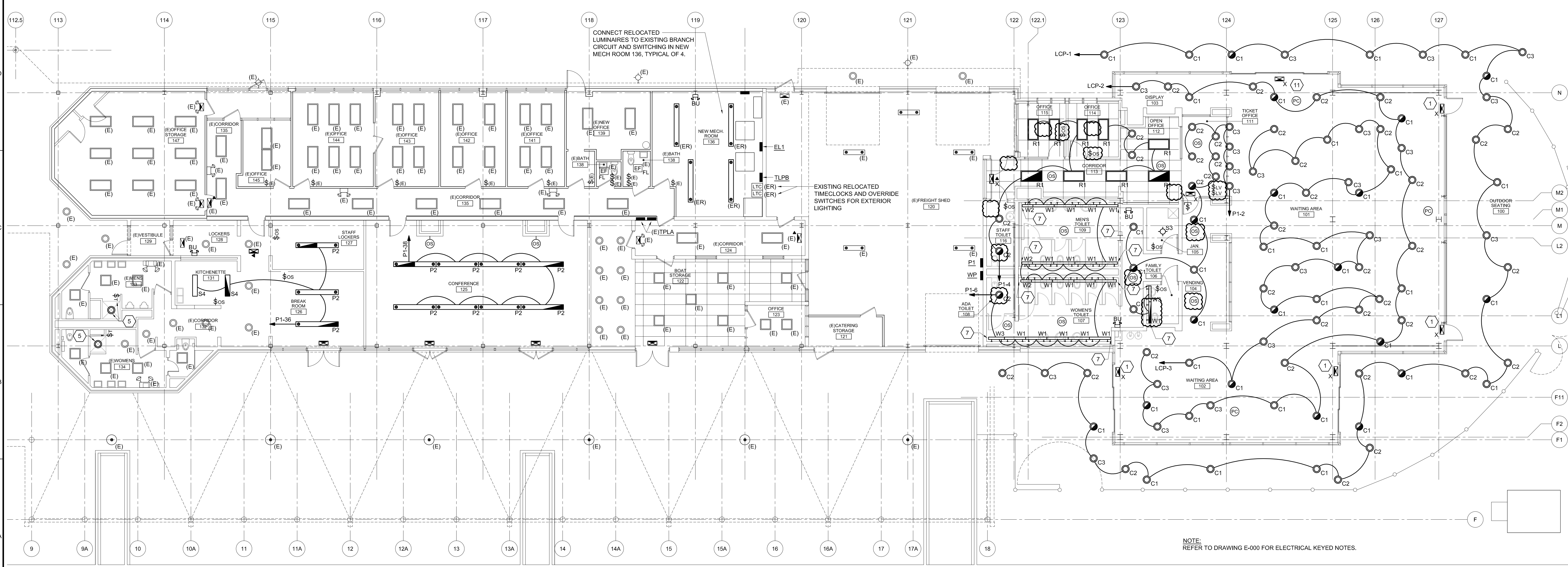



NOTE: REFER TO DRAWING E-000 FOR DEMOLITION KEYED NOTES.

**E1** ELECTRICAL LIGHTING DEMOLITION PLAN  
1/8" = 1'-0"



NOTE: REFER TO DRAWING E-000 FOR ELECTRICAL KEYED NOTES.

**A1** ELECTRICAL LIGHTING NEW CONDITIONS PLAN  
1/8" = 1'-0"




**160 Veranda Street  
Portland, Maine 04103**  
T: 207.221.2260  
F: 207.221.2266  
Web: www.allied-eng.com

Allied Project No: 12008  
Cad File: 12008E.dwg  
Checked By: CAF



**CASCO BAY FERRY  
TERMINAL**  
RENOVATIONS & ADDITIONS  
56 COMMERCIAL STREET  
PORTLAND, MAINE 04101



THIS DRAWING IS THE PROPERTY OF SCOTT SIMONS ARCHITECTS (SSA) AND IS NOT TO BE COPIED OR REPRODUCED IN PART OR WHOLE. 2012 © SCOTT SIMONS ARCHITECTS, LLC

REVISION	ADDENDUM #2	DATE
1		06-04-2013
2		
3		
4		
5		
6		

DATE OF ISSUE: MAY 14, 2013  
PROJECT NUMBER: 2011-0270  
STATUS: ISSUED FOR BIDDING

**ELECTRICAL  
LIGHTING  
PLANS**

**E-100**

N:\Projects\2013\12008 - Casco Bay Ferry Terminal\00 Drawing Files\12008E.dwg Jun 04, 2013 - 12:05pm