

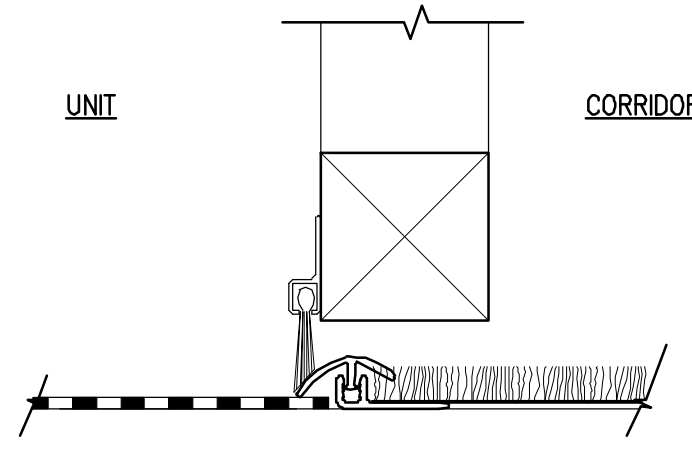
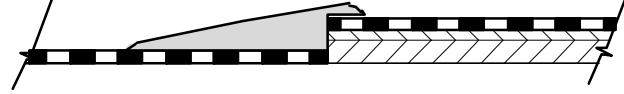
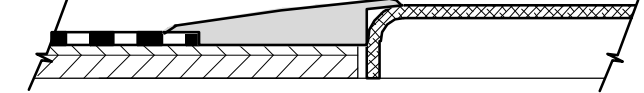

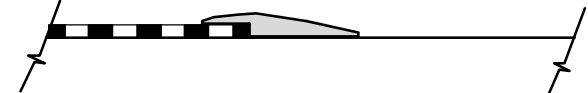

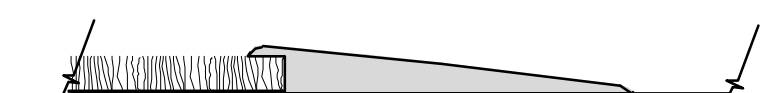
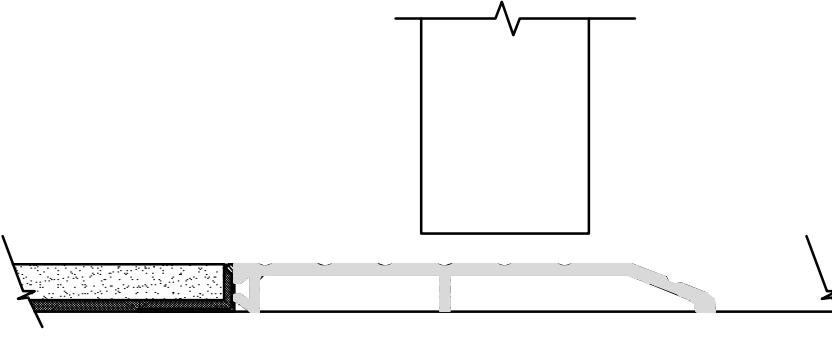
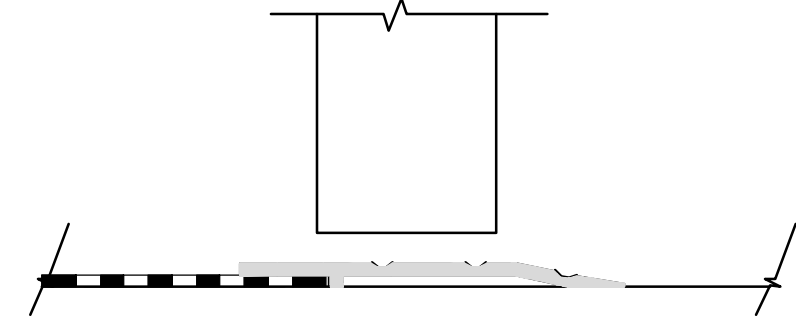
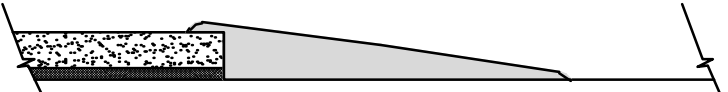
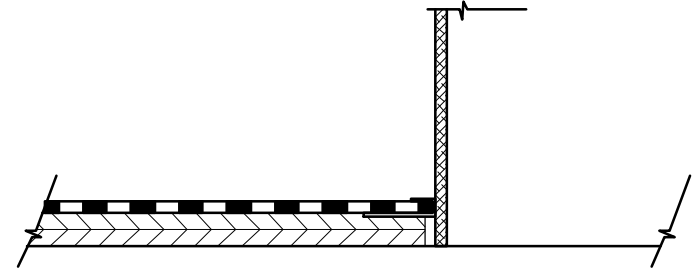
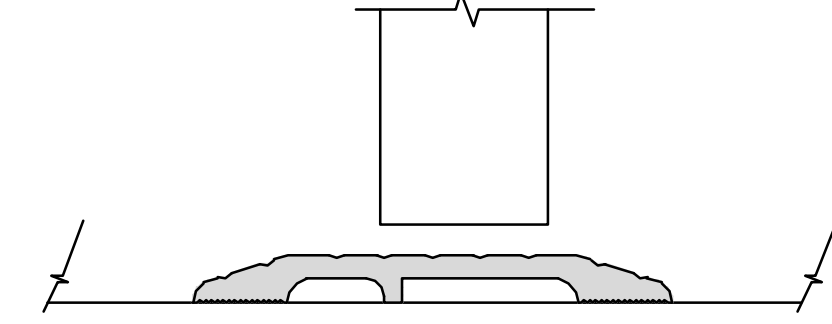


<p>1. BRASS PERIMETER EDGE TRIM TRANSITION STRIP BY SCHLUTER SYSTEMS OR EQUAL. COLOR TO BE SELECTED BY ARCHITECT 2. CENTER TRANSITION STRIP AND REDUCER STRIP UNDER CENTER LINE OF DOOR 3. REFER TO A0.14 FOR SUBFLOOR / UNDERLAYMENT NOTES</p> 	<p>1. CTA-XX-A TRANSITION STRIP BY JOHNSONITE OR EQUAL. COLOR TO BE SELECTED BY ARCHITECT 2. CENTER TRANSITION STRIP AND REDUCER STRIP UNDER CENTER LINE OF DOOR 3. REFER TO A0.14 FOR SUBFLOOR / UNDERLAYMENT NOTES</p> 	<p>1. CE-XX-A W/ VINYL TRACK BASE TRANSITION STRIP BY JOHNSONITE OR EQUAL. COLOR TO BE SELECTED BY ARCHITECT 2. COORDINATE TRANSITION STRIP LOCATION WITH DOOR SWEEP TO PROVIDE PROPER SEAL. 3. REFER TO A0.14 FOR SUBFLOOR / UNDERLAYMENT NOTES 4. SEE DWG A7.02/9 FOR ADDITIONAL INFORMATION</p> 	<p>1. CTA-XX-P TRANSITION STRIP BY JOHNSONITE OR EQUAL. COLOR TO BE SELECTED BY ARCHITECT 2. CENTER TRANSITION STRIP AND REDUCER STRIP UNDER CENTER LINE OF DOOR 3. REFER TO A0.14 FOR SUBFLOOR / UNDERLAYMENT NOTES 4. SEE DWG A7.02/5 FOR ADDITIONAL INFORMATION</p> 
<p>TR1 ENTRY MAT TO TILE</p>	<p>TR2 CARPET TO RESILIENT</p>	<p>TR3 SHEET VINYL TO CARPET</p>	<p>TR4 SHEET VINYL TO SHEET VINYL</p>
<p>1. CTA-XX-K TRANSITION STRIP BY JOHNSONITE OR EQUAL. COLOR TO BE SELECTED BY ARCHITECT 2. CENTER TRANSITION STRIP AND REDUCER STRIP UNDER CENTER LINE OF DOOR 3. REFER TO A0.14 FOR SUBFLOOR / UNDERLAYMENT NOTES 4. SEE DWG A7.02/5 FOR ADDITIONAL INFORMATION</p> 	<p>1. NO TRANSITION STRIP 2. CENTER TRANSITION STRIP AND REDUCER STRIP UNDER CENTER LINE OF DOOR 3. REFER TO A0.14 FOR SUBFLOOR / UNDERLAYMENT NOTES</p> 	<p>1. SSR-XX-B BY JOHNSONITE OR EQUAL. COLOR TO BE SELECTED BY ARCHITECT 2. CENTER TRANSITION STRIP AND REDUCER STRIP UNDER CENTER LINE OF DOOR 3. REFER TO A0.14 FOR SUBFLOOR / UNDERLAYMENT NOTES</p> 	<p>1. CTA-XX-N TRANSITION STRIP BY JOHNSONITE OR EQUAL. COLOR TO BE SELECTED BY ARCHITECT 2. CENTER TRANSITION STRIP AND REDUCER STRIP UNDER CENTER LINE OF DOOR 3. REFER TO A0.14 FOR SUBFLOOR / UNDERLAYMENT NOTES</p> 
<p>TR5 SHEET VINYL TO FLOOR OF SHOWER</p>	<p>TR6 CARPET TO CARPET</p>	<p>TR7 RESILIENT TO CONCRETE</p>	<p>TR8 RESILIENT TO RESILIENT</p>
<p>1. CTA-XX-JL BY JOHNSONITE OR EQUAL. COLOR TO BE SELECTED BY ARCHITECT 2. CENTER TRANSITION STRIP AND REDUCER STRIP UNDER CENTER LINE OF DOOR 3. REFER TO A0.14 FOR SUBFLOOR / UNDERLAYMENT NOTES</p> 	<p>1. ALUM. THRESHOLD # 350 (ADA COMPLIANT) BY NATIONAL GUARD PRODUCTS OR EQUAL 2. SEE DOOR SCHEDULE FOR ADDITIONAL INFORMATION 3. REFER TO A0.14 FOR SUBFLOOR / UNDERLAYMENT NOTES</p> 	<p>1. ALUM THRESHOLD # 415 (ADA COMPLIANT) BY NATIONAL GUARD PRODUCTS OR EQUAL 2. SEE DOOR SCHEDULE FOR ADDITIONAL INFORMATION 3. REFER TO A0.14 FOR SUBFLOOR / UNDERLAYMENT NOTES</p> 	<p>1. CTA-XX-O BY JOHNSONITE OR EQUAL. COLOR TO BE SELECTED BY ARCHITECT 2. CENTER TRANSITION STRIP AND REDUCER STRIP UNDER CENTER LINE OF DOOR 3. REFER TO A0.14 FOR SUBFLOOR / UNDERLAYMENT NOTES</p> 
<p>TR9 CARPET TO CONCRETE</p>	<p>TR10 TILE TO ASPHALT</p>	<p>TR11 RESILIENT TO ASPHALT</p>	<p>TR12 TILE TO CONCRETE</p>
<p>1. SCC-XX-B TRANSITION STRIP BY JOHNSONITE OR EQUAL. COLOR TO BE SELECTED BY ARCHITECT 2. CENTER TRANSITION STRIP AND REDUCER STRIP UNDER CENTER LINE OF DOOR 3. REFER TO A0.14 FOR SUBFLOOR / UNDERLAYMENT NOTES 4. SEE DWG A7.02/8 FOR ADDITIONAL INFORMATION</p> 	<p>1. ALUM. THRESHOLD # 425 (ADA COMPLIANT) BY NATIONAL GUARD PRODUCTS OR EQUAL 2. SEE DOOR SCHEDULE FOR ADDITIONAL INFORMATION 3. REFER TO A0.14 FOR SUBFLOOR / UNDERLAYMENT NOTES</p> 		
<p>TR13 SHEET VINYL COVE CAP AT TUB</p>	<p>TR14 SEALED CONCRETE TO ASPHALT</p>		

1 FLOORING TRANSITION DETAILS

REFERENCED FROM: SCALE: 6" = 1'-0"



CWS Architects

Architecture
Space Planning
Value Design

434 Cumberland Avenue
Portland, ME 04101
Phone: (207) 774-4441
Fax: (207) 774-4016

www.CWSArch.com



Owner:
SOUTHERN MAINE STUDENT HOUSING LLC
247 COMMERCIAL STREET
ROCKPORT, MAINE 04856
TEL: (207) 236-4067

Contractor:
PIZZAGALLI CONSTRUCTION
131 PRESUMPSCOT STREET
PORTLAND, ME 04103
TEL: (207) 874-2323
FAX: (207) 874-2727

BAYSIDE VILLAGE - A STUDENT HOUSING COMPLEX

132 MARGINAL WAY
PORTLAND, MAINE

Project No: 2006-432/BVP

Drawing Title:
FLOORING TRANSITION DETAILS

Scale: AS NOTED
Date: SEPTEMBER 14, 2007

Revisions:



Drawing Number:

A9.02