

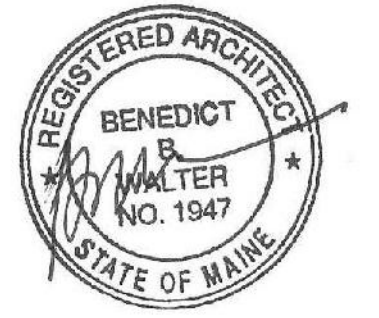


CWS Architects

Architecture
Space Planning
Value Design

434 Cumberland Avenue
Portland, ME 04101
Phone: (207) 774-4441
Fax: (207) 774-4016

www.CWSarch.com



Owner:
SOUTHERN MAINE STUDENT HOUSING LLC
247 COMMERCIAL STREET
ROCKPORT, MAINE 04856
TEL: (207) 236-4067

Contractor:
PIZZAGALLI CONSTRUCTION
131 PRESUMPSCOT STREET
PORTLAND, ME 04103
TEL: (207) 874-2323
FAX: (207) 874-2727

BAYSIDE VILLAGE - A STUDENT HOUSING COMPLEX

132 MARGINAL WAY
PORTLAND, MAINE

Project No: 2006-432/BVP

Drawing Title:
ENLARGED PLAN - ROOF - AREA C

Scale: 1/8" = 1'-0"
Date: SEPTEMBER 14, 2007

Revisions:

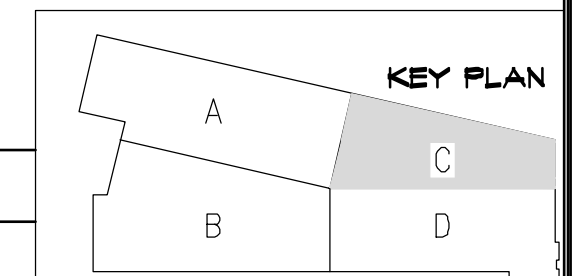
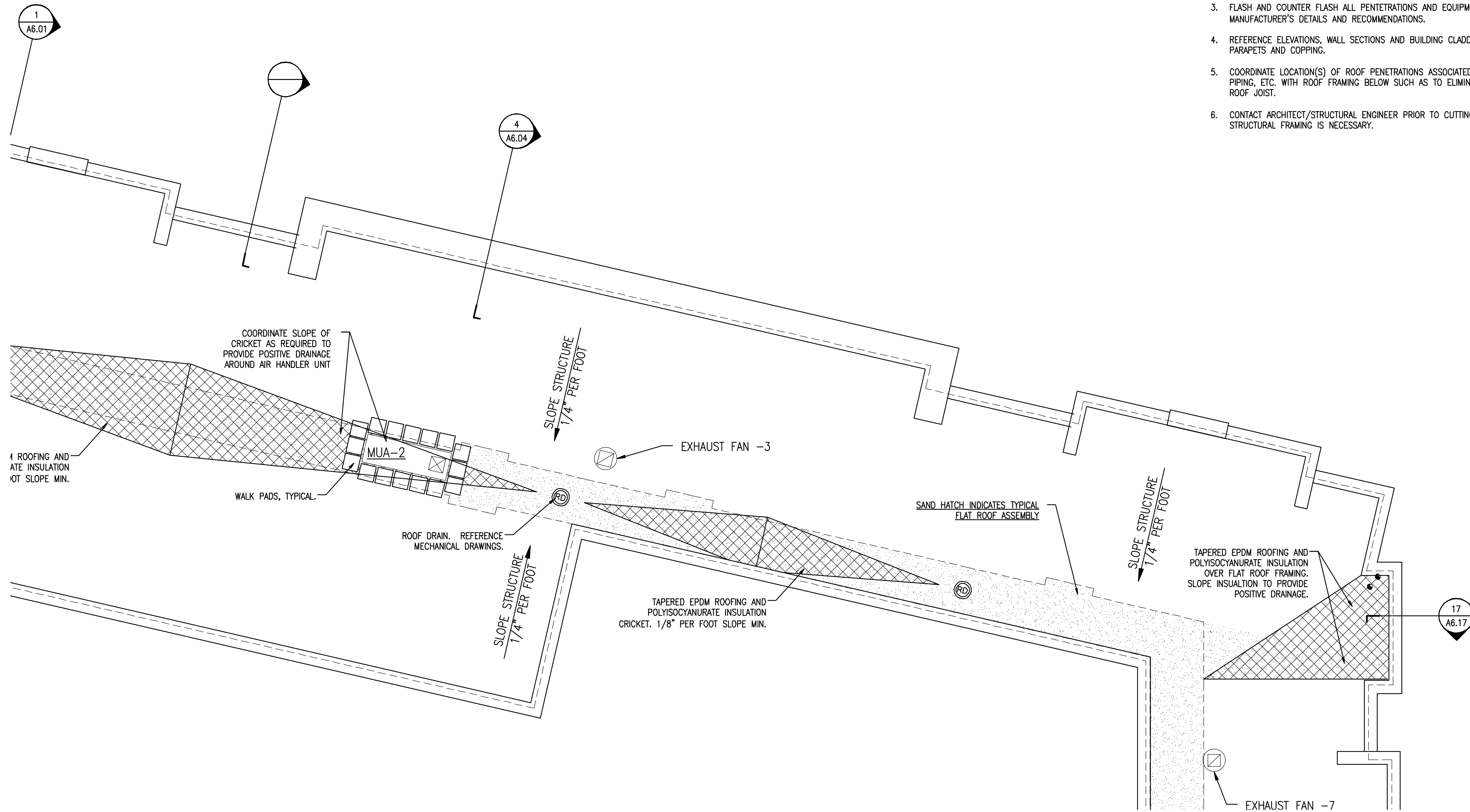
- △
- △
- △
- △
- △
- △

Drawing Number:

A1.R3

ROOFING NOTES:

1. **TYPICAL SLOPED ROOF ASSEMBLY**
0.060" EPDM ROOFING MEMBRANE
OVER POLYISOCYANURATE INSULATION
OVER SLOPED PLYWOOD ROOF DECKING AND WOOD JOIST AS SPECIFIED IN STRUCTURAL DRAWINGS.
2. **TYPICAL FLAT ROOF ASSEMBLY**
0.060" EPDM ROOFING MEMBRANE
OVER POLYISOCYANURATE INSULATION
FLAT SLOPED PLYWOOD ROOF DECKING AND WOOD JOIST AS SPECIFIED IN STRUCTURAL DRAWINGS.
3. FLASH AND COUNTER FLASH ALL PENETRATIONS AND EQUIPMENT CURBS AS PER ROOFING MANUFACTURER'S DETAILS AND RECOMMENDATIONS.
4. REFERENCE ELEVATIONS, WALL SECTIONS AND BUILDING CLADDING DETAILS FOR INFORMATION TO PARAPETS AND COPPING.
5. COORDINATE LOCATION(S) OF ROOF PENETRATIONS ASSOCIATED WITH MECHANICAL EQUIPMENT, PIPING, ETC. WITH ROOF FRAMING BELOW SUCH AS TO ELIMINATE THE NEED TO FOR CUTTING OF ROOF JOIST.
6. CONTACT ARCHITECT/STRUCTURAL ENGINEER PRIOR TO CUTTING OF ROOF FRAMING IF CUTTING OF STRUCTURAL FRAMING IS NECESSARY.



C ENLARGED PLAN - ROOF - AREA C

REFERENCED FROM: SCALE: 1/4" = 1'-0"