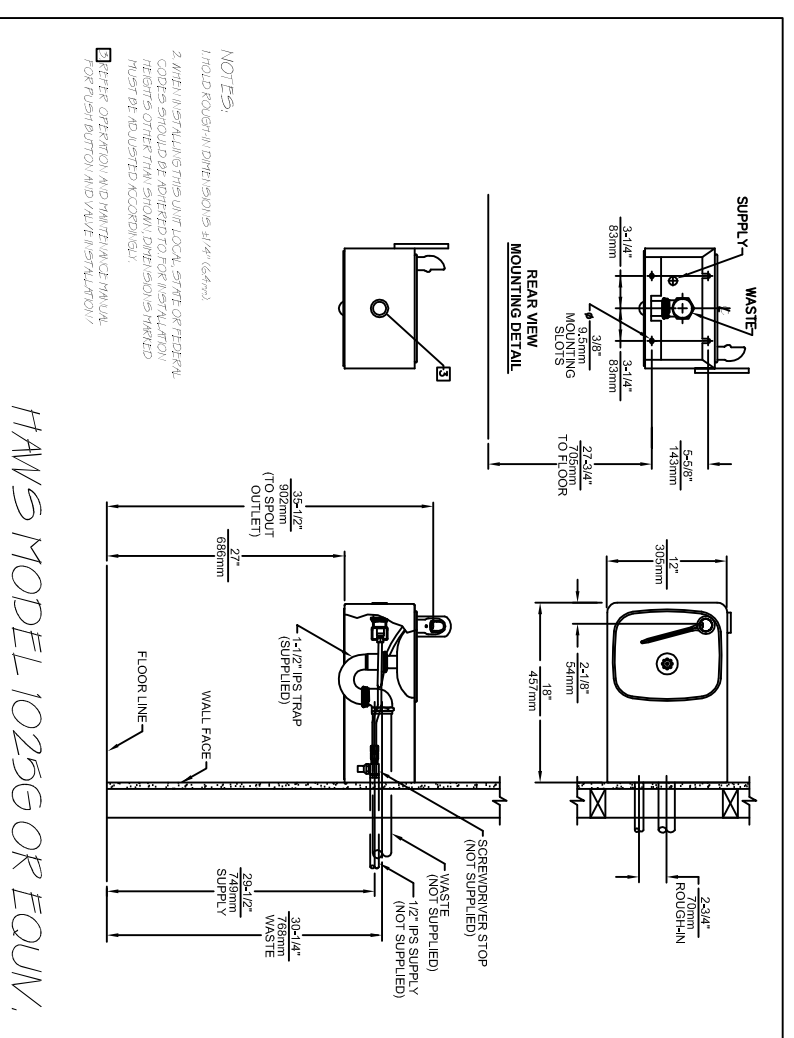


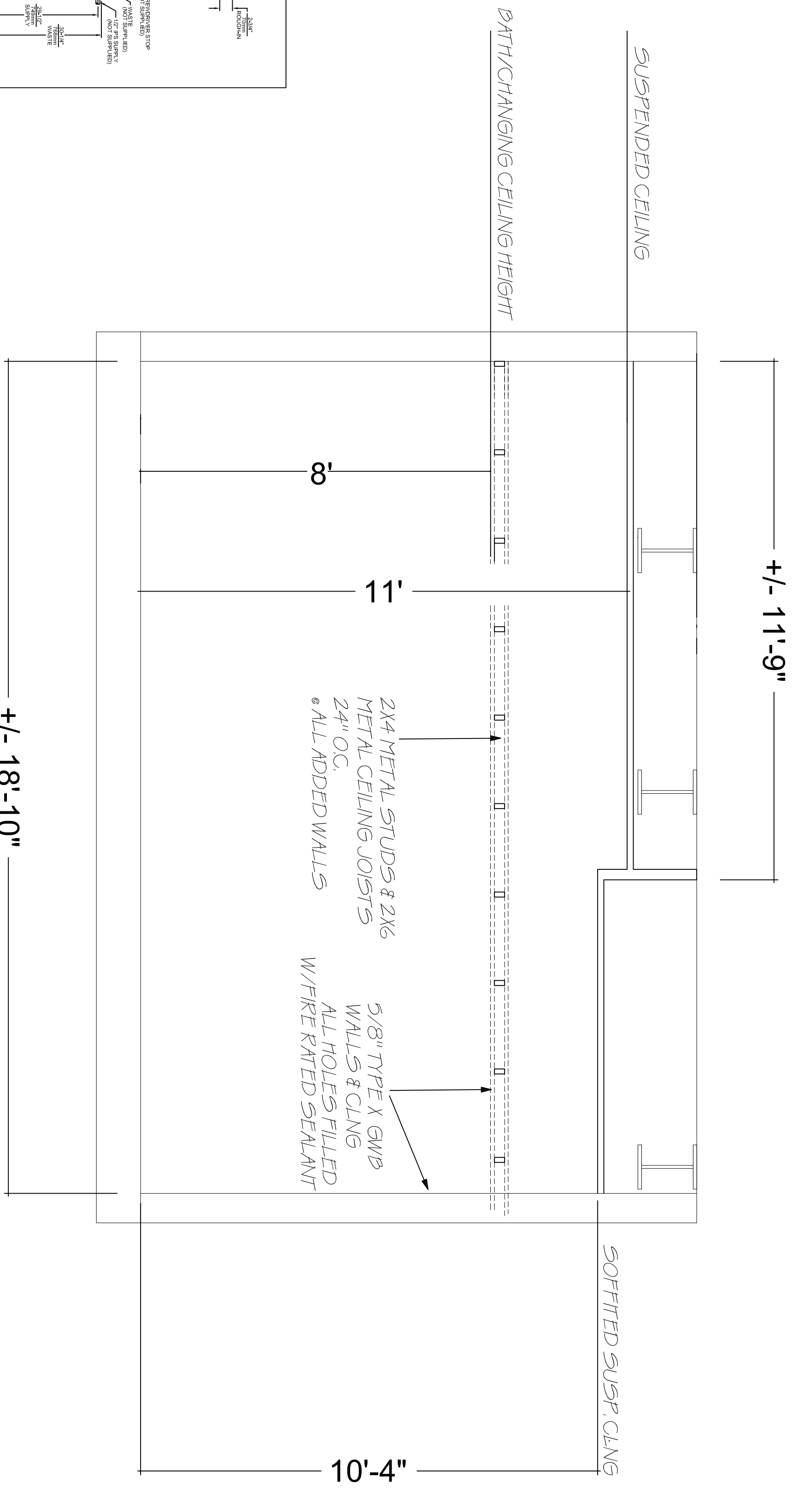
BLOCKING AT ALL FIXTURES

ADA LAVATORY DETAILS 1/2" = 1'-0"



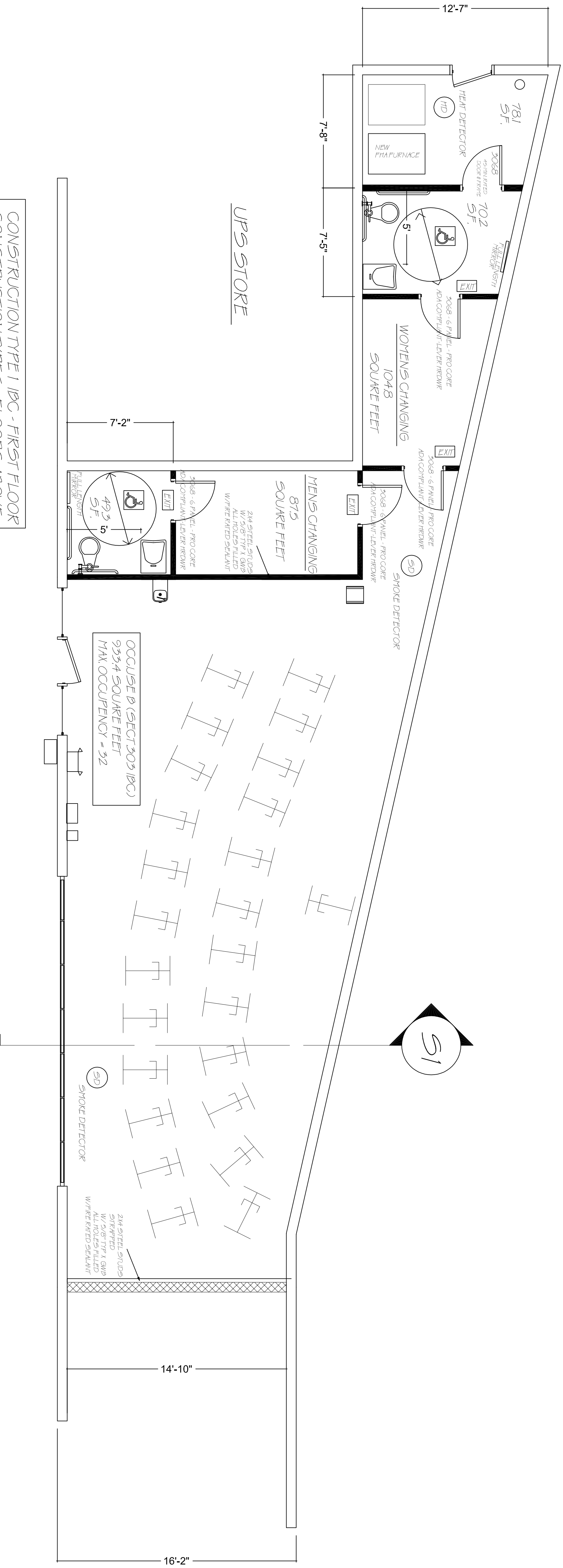
HAW'S MODEL 1025G OR EQUIV.

WATER FOUNTAIN DETAILS 3/8" = 1'-0"



NEW SECTION VIEW S1

1/2" = 1'-0"



CONSTRUCTION TYPE I IBC - FIRST FLOOR
CONSTRUCTION TYPE 5 - FLOORS ABOVE

NEW FIRST FLOOR PLAN

GENERAL ARCHITECTURAL NOTES:

1. ALL WORK IS TO MEET OR EXCEED ALL PERTINENT FEDERAL, STATE & LOCAL CODES.
2. ALL DIMENSIONS SHALL BE VERIFIED IN THE FIELD, AND ANY DISCREPANCIES ARE TO BE REPORTED TO THE DESIGNER FOR RESOLUTION PRIOR TO CONSTRUCTION.
3. UNLESS OTHERWISE NOTED, DETAILS SHOWN ARE TO BE CONSIDERED TYPICAL FOR SIMILAR CONDITIONS.
4. ANY CHANGES OR MODIFICATIONS TO THESE PLANS MUST BE APPROVED IN WRITING BY THE OWNER'S & CONTRACTOR PRIOR TO CONSTRUCTION.

NOTES:

ALL DIMENSIONS, REVISIONS ARE APPROXIMATE FROM TO CONSTRUCTION. DIMENSIONS ARE FROM CENTER TO CENTER WITH THE EXCEPTION OF EXTERIOR WALLS WHICH ARE TO THE OUTSIDE EDGE. WINDOW CALL OUTS ARE IN INCHES. DOOR CALL OUTS ARE IN FEET.

| | | |
|-----------------------------------|---------------|-------------------|
| Customer Name: | QUEST FITNESS | MAP B7, LOT 114 |
| Site: | 1/4" = 1'-0" | Approved By Name: |
| Date: | 12/08/12 | Designer: |
| NEW FLOOR PLAN, DETAILS & SECTION | | Drawing Number: |
| WALLY J. STAPLES, BUILDER | | 2 OF 2 |

NOTE:
 All design plans, sketches, etc., are provided to my clients based upon information provided by the clients in accordance with common building practices and local codes. No one who has worked on this plan is a registered Architect, Engineer or Surveyor. If all dimensions, and/or specifications are not verified by the owner and Contractor before construction, the Architect, Engineer or Surveyor shall assume no liability for changes and/or revisions made to the plans by Client and/or Contractor. All local & national building codes must be achieved to and take precedence. A structural Engineer should be consulted prior to construction. These are prelin plans only.

