



PORTLAND MAINE

Strengthening a Remarkable City, Building a Community for Life • www.portlandmaine.gov

Lee Urban- Director of Planning and Development
Michael J. Nugent- Inspections Division Director

June 08, 2006

TUM ABDELA &
155 ALLEN AVE
PORTLAND , ME 04103

CBL: 436 A024001
Located at 155 ALLEN AVE

Mail

Dear TUM ABDELA & ,

Please be advised that the waste put out for Bulky Waste collection does not meet the attached criteria and cannot be collected.

All materials must be removed from the curbside and stored or disposed of in a lawful manner.

A re-inspection will occur on _____ at which time compliance with this order is expected.

Please avoid and monetary penalties or charges by removing the materials immediately.

If you have questions about solid waste disposal, please call 756-8189.

Sincerely,

Jeannie Bourke @ (207) 874-8715
Code Enforcement Officer

455 ALLEN AVE.

436-A-24

TO PROPERTY LINES
FACING FROM REAR OF
DECK
LEFT SIDE - 51'6"
RIGHT SIDE - 17'
TO REAR - 82'

EXISTING HOUSE

DUPLEX

Deck 6'x6'

51'6"

17'

Railings 43"
Height ~~37"~~ TYP.
Ballasters 3 7/8" TYP.

2x10 double
w/ Lags 1/4"

Decking
5/8x6" correct Deck 90"

2x10 PT

Joist
hangers

Notched & Lagged
into posts

4x4 P.T. Posts
TYP.

46"

65 1/2"

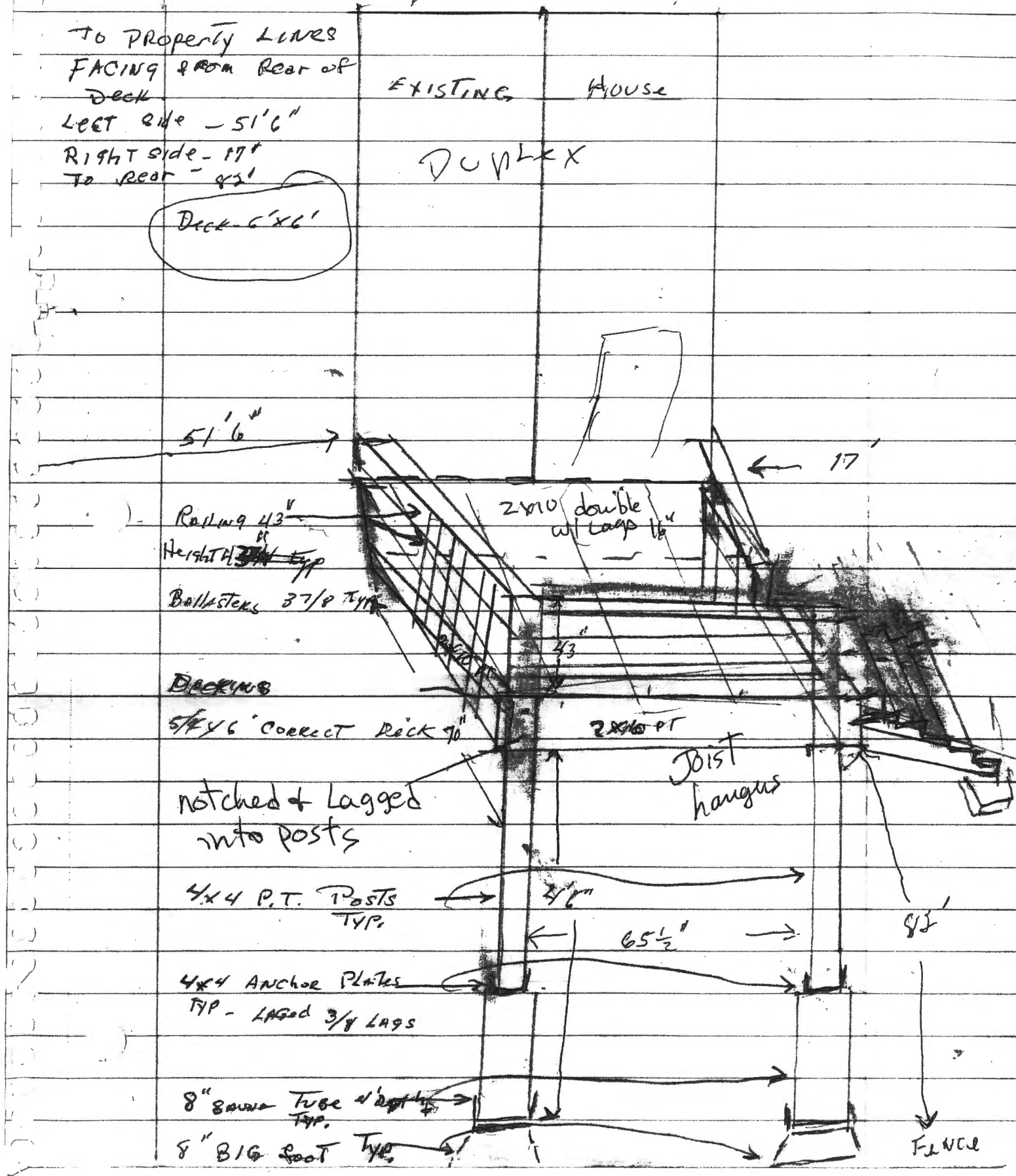
82'

4x4 Anchor Plates
TYP - LAGGED 3/8 LAGS

8" Square Tube 1/2" dia
TYP.

8" BIG FOOT TYP.

FENCE



TO PROPERTY LINES
FACING FROM REAR OF
DECK.

LEFT SIDE - 51'6"

RIGHT SIDE - 17'
TO REAR - 82'

EXISTING HOUSE

DUPLEX

Deck - 6'x6'

51'6"

17'

Railing 43"
Height ~~34"~~ TYP.

Ballusters 3 7/8" TYP.

Decking

5/8" x 6" CORRECT DECK 70"

notched & lagged
into posts

4x4 P.T. Posts
TYP.

4x4 Anchor Plates
TYP - LAGGED 3/8" LAGS

8" SAUNA Tube 4' apart
TYP.

8" BIG FOOT TYP.

2x10 double
w/ lags 16"

2x10 PT

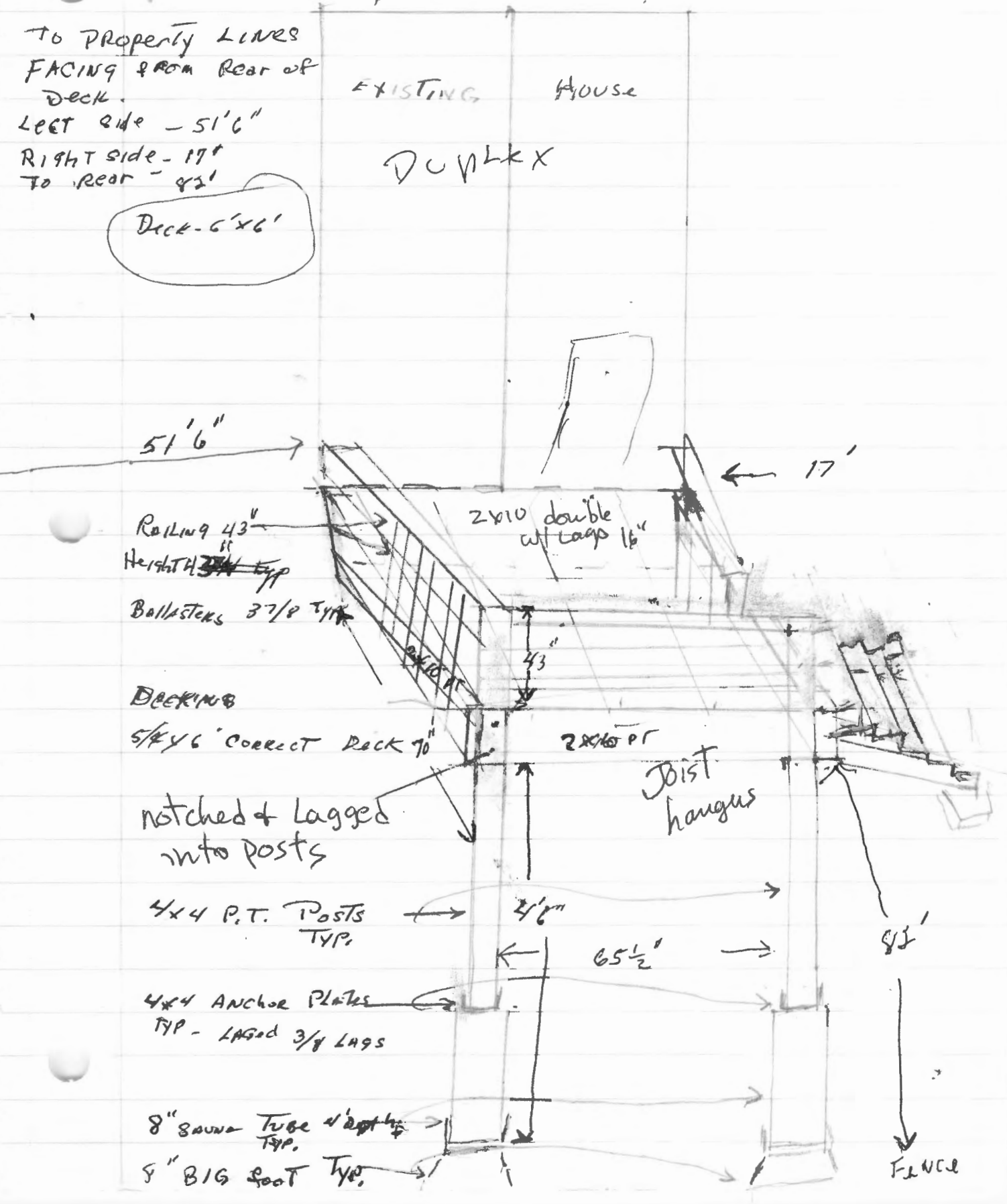
Joist
hangers

4 1/2"


65 1/2"

82'

FENCE



IF ENVELOPE TO THE RIGHT IS PRINTED AT DOTTED LINE

SENDER: COMPLETE THIS SECTION	COMPLETE THIS SECTION ON DELIVERY
<ul style="list-style-type: none"> ■ Complete items 1, 2, and 3. Also complete item 4 if Restricted Delivery is desired. ■ Print your name and address on the reverse so that we can return the card to you. ■ Attach this card to the back of the mailpiece, or on the front if space permits. 	<p>A. Signature <input checked="" type="checkbox"/> <i>Abdela Tum</i> <input type="checkbox"/> Agent <input type="checkbox"/> Addressee</p> <p>B. Received by (Printed Name) C. Date of Delivery</p> <p>D. Is delivery address different from Item 1? <input type="checkbox"/> Yes If YES, enter delivery address below: <input type="checkbox"/> No</p> <p>3. Service Type <input checked="" type="checkbox"/> Certified Mail <input type="checkbox"/> Express Mail <input type="checkbox"/> Registered <input type="checkbox"/> Return Receipt for Merchandise <input type="checkbox"/> Insured Mail <input type="checkbox"/> C.O.D.</p> <p>4. Restricted Delivery? (Extra Fee) <input type="checkbox"/> Yes</p>
<p>1. Article Addressed to:</p> <p style="font-size: 1.2em; margin-left: 20px;"><i>Tum Abdela</i> <i>155 Allen Ave.</i> <i>Portland, ME 04103</i></p>	
<p>2. Article Number (Transfer from service label)</p>	<p style="font-size: 1.2em; margin-left: 20px;"><i>7008 0500 0001 4587 8690</i></p>

PS Form 3811, February 2004 Domestic Return Receipt 102595-02-M-1549

U.S. Postal Service™
CERTIFIED MAIL™ RECEIPT
(Domestic Mail Only; No Insurance Coverage Provided)

For delivery information visit our website at www.usps.com

OFFICIAL USE

Postage	\$	\$0.44	
Certified Fee	\$	\$2.80	
Return Receipt Fee (Endorsement Required)	\$	\$2.30	
Restricted Delivery Fee (Endorsement Required)	\$	\$0.00	
Total Postage & Fees	\$	\$5.54	

09/02/2009

Sent To	<i>Tum Abdela</i>
Street, Apt. No.; or PO Box No.	<i>155 Portland Ave</i>
City, State, ZIP+4	<i>Portland ME 04103</i>

PS Form 3800, August 2006 See Reverse for Instructions

7008 0500 0001 4587 8690