

City of Portland, Maine - Building or Use Permit Application

389 Congress Street, 04101 Tel: (207) 874-8703, Fax: (207) 874-8716

Permit No: 09-0501	Issue Date:	CBL: 436 A009001
-----------------------	-------------	---------------------

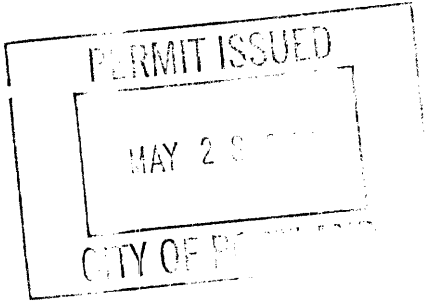
Location of Construction: 30 YALE ST	Owner Name: COLE KRISTIN	Owner Address: 30 YALE ST	Phone:
Business Name:	Contractor Name: Home Brands, Inc	Contractor Address: 755 Banfield Road Portsmouth	Phone 6038681300
Lessee/Buyer's Name	Phone:	Permit Type: HVAC	Zone: R3

Past Use: Single Family Home	Proposed Use: Single Family Home - Magnum Pellet Stove BC- AC Dura Vent Pellet Vent Pro	Permit Fee: \$40.00	Cost of Work: \$1,763.00	CEO District: 4
		FIRE DEPT: <input type="checkbox"/> Approved <input type="checkbox"/> Denied	INSPECTION: Use Group: R3 Type: HVAC IBC 2003	

Proposed Project Description: Magnum Pellet Stove BC- AC Dura Vent Pellet Vent Pro	Signature:	Signature: <i>Jm 5/27/09</i>
PEDESTRIAN ACTIVITIES DISTRICT (P.A.D.)		
Action: <input type="checkbox"/> Approved <input type="checkbox"/> Approved w/Conditions <input type="checkbox"/> Denied		
Signature:		Date:

Permit Taken By: Ldobson	Date Applied For: 05/26/2009	Zoning Approval
-----------------------------	---------------------------------	------------------------

<ol style="list-style-type: none"> This permit application does not preclude the Applicant(s) from meeting applicable State and Federal Rules. Building permits do not include plumbing, septic or electrical work. Building permits are void if work is not started within six (6) months of the date of issuance. False information may invalidate a building permit and stop all work.. 	Special Zone or Reviews <input type="checkbox"/> Shoreland <input type="checkbox"/> Wetland <input type="checkbox"/> Flood Zone <i>OK</i> <input type="checkbox"/> Subdivision <input type="checkbox"/> Site Plan Maj <input type="checkbox"/> Minor <input type="checkbox"/> MM <input type="checkbox"/>	Zoning Appeal <input type="checkbox"/> Variance <input type="checkbox"/> Miscellaneous <input type="checkbox"/> Conditional Use <input type="checkbox"/> Interpretation <input type="checkbox"/> Approved <input type="checkbox"/> Denied	Historic Preservation <input checked="" type="checkbox"/> Not in District or Landmark <input checked="" type="checkbox"/> Does Not Require Review <input type="checkbox"/> Requires Review <input type="checkbox"/> Approved <input type="checkbox"/> Approved w/Conditions <input type="checkbox"/> Denied
	Date: <i>Jm 5/27/09</i>	Date: <i>Jm 5/27/09</i>	Date: <i>Jm 5/27/09</i>



CERTIFICATION

I hereby certify that I am the owner of record of the named property, or that the proposed work is authorized by the owner of record and that I have been authorized by the owner to make this application as his authorized agent and I agree to conform to all applicable laws of this jurisdiction. In addition, if a permit for work described in the application is issued, I certify that the code official's authorized representative shall have the authority to enter all areas covered by such permit at any reasonable hour to enforce the provision of the code(s) applicable to such permit.

SIGNATURE OF APPLICANT	ADDRESS	DATE	PHONE
RESPONSIBLE PERSON IN CHARGE OF WORK, TITLE		DATE	PHONE

BUILDING PERMIT INSPECTION PROCEDURES

Please call 874-8703 or 874-8693 (ONLY)

to schedule your inspections as agreed upon

Permits expire in 6 months, if the project is not started or ceases for 6 months.

The Owner or their designee is required to notify the inspections office for the following inspections and provide adequate notice. Notice must be called in 48-72 hours in advance in order to schedule an inspection:

By initializing at each inspection time, you are agreeing that you understand the inspection procedure and additional fees from a "Stop Work Order" and "Stop Work Order Release" will be incurred if the procedure is not followed as stated below.

A Pre-construction Meeting will take place upon receipt of your building permit.

 X **Final inspection required at completion of work.**

Certificate of Occupancy is not required for certain projects. Your inspector can advise you if your project requires a Certificate of Occupancy. All projects DO require a final inspection.

If any of the inspections do not occur, the project cannot go on to the next phase, REGARDLESS OF THE NOTICE OR CIRCUMSTANCES.

CERIFICATE OF OCCUPANICES MUST BE ISSUED AND PAID FOR, BEFORE THE SPACE MAY BE OCCUPIED.

Signature of Applicant/Designee

Thomas W. Mackley

Signature of Inspections Official

Date

5/27/09

Date

Mailed

City of Portland, Maine - Building or Use Permit


389 Congress Street, 04101 Tel: (207) 874-8703, Fax: (207) 874-8716

Permit No: 09-0501	Date Applied For: 05/26/2009	CBL: 436 A009001
-----------------------	---------------------------------	---------------------

Location of Construction: 30 YALE ST	Owner Name: COLE KRISTIN	Owner Address: 30 YALE ST	Phone:
Business Name:	Contractor Name: Home Brands, Inc	Contractor Address: 755 Banfield Road Portsmouth	Phone (603) 868-1300
Lessee/Buyer's Name	Phone:	Permit Type: HVAC	

Proposed Use: Single Family Home - Magnum Pellet Stove BC- AC Dura Vent Pellet Vent Pro	Proposed Project Description: Magnum Pellet Stove BC- AC Dura Vent Pellet Vent Pro
---	--

Dept: Zoning	Status: Not Applicable	Reviewer: Tom Markley	Approval Date: 05/27/2009
Note:			Ok to Issue: <input checked="" type="checkbox"/>
Dept: Building	Status: Approved with Conditions	Reviewer: Tom Markley	Approval Date: 05/27/2009
Note:			Ok to Issue: <input checked="" type="checkbox"/>
1) Application approval based upon information provided by applicant. Any deviation from approved plans requires separate review and approval prior to work. 2) Installation shall comply with 2003 International Mechanical Code and State of Maine Oil and Solid Fuel Board Laws and Rules			




Called Kristen and left
a message that permit
was ready for pick-ups
5/27/09
Tom M



FILL IN AND SIGN WITH INK

APPLICATION FOR PERMIT HEATING OR POWER EQUIPMENT



To the INSPECTOR OF BUILDINGS, PORTLAND, ME.

The undersigned hereby applies for a permit to install the following heating, cooking or power equipment in accordance with the Laws of Maine, the Building Code of the City of Portland, and the following specifications:

Location / CBL 436 A009 Use of Building _____ Date 5-13-09

Name and address of owner of appliance VOGELL - 30 YALE ST. PORTLAND, ME 04103
232-4482

Installer's name and address Home Brands, Inc
755 Barfield Rd Portsmouth, NH 03801 Telephone 603-868-1300

Location of appliance:

- Basement
- Attic
- Floor
- Roof

Type of Fuel:

- Gas
- Oil
- Solid

Appliance Name: MAGNUM Pellet Stove BC-AC

U.L. Approved Yes No

Will appliance be installed in accordance with the manufacture's installation instructions? Yes No

IF NO Explain: _____

The Type of License of Installer:

- Master Plumber # N/A
- Solid Fuel # _____
- Oil # _____
- Gas # _____
- Other _____

Type of Chimney:

- Masonry Lined
Factory built _____
- Metal
Factory Built U.L. Listing # _____

Direct Vent
Type _____ UL# _____

DuraVent - Pellet vent Pro UL# 617J
Type of Fuel Tank

- Oil
- PELLETS
- Gas

Size of Tank N/A

Number of Tanks N/A

Distance from Tank to Center of Flame N/A feet.

Cost of Work: \$ 1703.40

Permit Fee: \$ 90

Approved

Approved with Conditions

Fire: _____
Ele.: _____
Bldg.: _____

See attached letter or requirement

Signature of Installer [Signature] Shawn Harriman

Inspector's Signature


Date Approved

White - Inspection

Yellow - File

Pink - Applicant's

Gold - Assessor's Copy



DELIVERY What is Included

Delivery of stove or fireplace insert inside your home.

UPGRADE AVAILABLE

The manufacturer recommends professional installation. You can still easily upgrade to include **INSTALLATION**. Please let our representative know you wish to purchase it when we contact you for scheduling.

INSTALLATION What is Included

Delivery and installation of stove or fireplace insert in your home. Standard installation includes the following venting components:

Stove

Appliance adaptor
Up to 6' of pipe
Wall thimble
Termination cap
Clean Out Tee
90° Elbow, Wall Strap

Fireplace Insert

Appliance adaptor
Up to 28' of 4" pipe
Chimney Cap
Chimney Top Flashing
Clean Out Tee

(Additional piping supplied and installed at extra charge)

Post install inspection and thorough safety and operation training is provided by our technician.



We will call you shortly to schedule delivery!

While there is no immediate need to contact us, if you have any questions, please call our Customer Service team.

Toll Free 866-264-0761 Monday – Friday 8am to 5pm

Step 1: Permits and Approvals

Please check with your town to see if permits are required and obtain them. Inform your insurance provider and notify your homeowner association if applicable.

Step 2: Placement

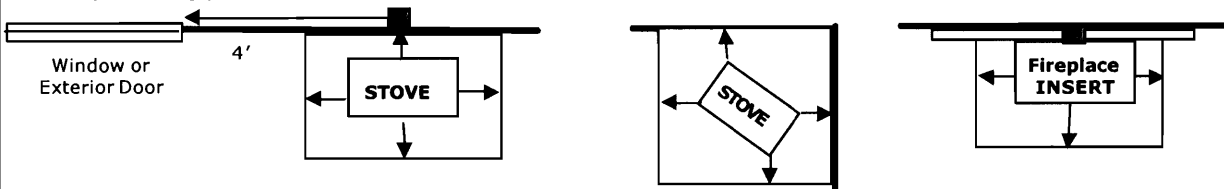
Units are only installed in residences. Rooms include: living, family, kitchen, dining, den and basement. Units are not installed in a bedroom, nursery, or garage. Units employ mechanically driven fuel feeder and fans so consider this low noise in placement.

Requirements:

- A level floor with noncombustible floor protection such as a hearth pad or other floor treatment which meets code and manufacturer requirements.
- A dedicated 120V 60hz 15 amp grounded electric outlet must be located within 6' of the unit.
- A clear path must exist for venting through wall for free standing stoves.
(No pipes, wires, ducts, major structural members etc. which would block the path of the vent piping to the outside)
- 3' of clearance must exist on the outside wall from foliage and 7' from walkways.
- Vent location must be at least 9" from an inside corner and 12" from an outside corner.
- Outside stove vent must be located at least 4' away from a window or exterior door.

Fireplace inserts are vented through the chimney to the outside via vent pipe.

It is strongly recommended that you have your fireplace chimney professionally cleaned before installation. H.I.P provides chimney cleaning please contact us are interested in learning more about this service.



NOTE: Front, rear, and side clearance requirements for your model are indicated on your store order

Step 3: Scheduling

We will contact you to review your order and to schedule installation. Permits must be obtained by customer prior to setting an installation date. Installations are Monday-Friday. Once installation dates have been set it is difficult to change them, changes may require additional re-scheduling fee. Technicians install multiple stoves per day and the status of one order may affect others. We ask your understanding if an unforeseen event affects an installation time or date. Delivery time can fluctuate based on seasonal volume and weather conditions. It will be important that you follow through on requirements and instructions to aid in a successful installation. Please move furniture and wall hangings in the install location and clear the delivery path. For safety, remove children and pets from the area during installation. Customer or an adult representative over the age of 18 with authority to make decisions and receive safety and operation training must be present at installation.

Service and Support- Toll Free 866-264-0761 HIP offers support, replacement parts, chimney cleaning, and other in-home services. Our service technicians are available Monday – Friday from 8am to 5pm. Please have your order number, model, and serial number ready.

Operation and Maintenance- Read and follow Owner's Manual supplied with your unit. Your stove will require regular cleaning to remove ash etc. Consider the purchase of a dustless vacuum specifically designed for stove cleaning. Always follow manufacturer requirements regarding the proper fuel for your unit.

Accessories- HIP offers accessories to complement your units operation and maintenance. Items include: wall and corner hearth pads, fireplace hearth extensions, dustless vacuums, and surge protectors. Please contact Customer Service at 866-264-0761 or visit our web site at www.homeinstallpro.com. In-stock items ordered from HIP and paid for at the time of scheduling will be included in your delivery or install with no extra charge for freight.

Warranty- The warranty is extended only to the original purchaser of the product. The limited warranty will become effective when you return the warranty card within 30 days of your purchase. Full details regarding the warranty and customer requirements are included in your Owner's Manual. A post install inspection is required before operation. Meeting the manufacturer's requirements for proper installation of the unit is required to validate warranty.

Postponement- We do our best to accommodate customer schedules however postponement of an installation by the customer may result in additional fees. Please contact us immediately. Cancellation of an order will incur a 15% restocking fee. If any permit or placement requirements are not met, your product may be placed on site and not installed, and a fee of \$150 will be charged for our technicians to return and complete your installation once conditions are met. No stove item will be delivered and left outside. For delivered stoves, there is a 15% restocking fee and a \$100 pickup charge for returns. Stoves must be returned in new and unused condition, with all original packing materials and accessories. Installed stoves are not returnable.

Magnum Pellet Stoves are manufactured by American Energy Systems, a company located in Hutchinson, Minnesota. The company started in 1973 and grew into an internationally recognized corporation with products selling around the world. American Energy Systems believes in providing a top line quality products and their vision is to make heating for homes and businesses more affordable, economical, safe, and environment-friendly.

"Magnum" is one of the main product lines of American Energy Systems, and Magnum pellet stoves come in a wide range of types and models. There are five different models of Magnum pellet stoves available now, three of them are stove-types and two are furnaces. Magnum Countryside is one of the most popular Mangum pellet stoves. It's a multi-fuel corn/pellet unit designed with customers in mind and beside of being an efficient heat source, it will add to a décor of your house. The Magnum Baby Countryside model is a smaller version of Magnum Countryside and a new line in the Magnum pellet stove range. This unit is capable of producing up to 40,000 BTUs/hour (depending on fuel) and is suitable for smaller houses and rooms. The Magnum Winchester is a larger multi-fuel unit with a classic step-top that you can use for warming food and water while the sides of the unit are always kept cool. This stove features a spacious 68-lb hopper, which will give you up to 56 hours of uninterrupted burning on a single load. Both furnaces, Magnum 6500 and Magnum 7500, are least aesthetic devices than stoves, but they will provide efficient and long-lasting warmth for your house.

All Magnum pellet stoves are easy to install and operate; they don't need a chimney and have easy heat adjustment and draft settings. Unique combustion design will allow performing well under various fuel conditions and fuel loads. All stove-types come in different designs, including pedestal units, leg units, and fireplace inserts. They're also equipped with a battery backup that will keep your stove functional even if there is a power outage. All Magnum pellet stoves can burn various types of fuel, including wood pellets, shelled corn, cherry pits, waste paper pellets, and other biomass fuel types.

If you're looking for a reliable, cost-effective, and eye appealing heating source, one of the Magnum pellet stoves can easily be your best choice.