

DISPLAY THIS CARD ON PRINCIPAL FRONTAGE OF WORK



CITY OF PORTLAND BUILDING PERMIT



This is to certify that CHRISTOPHER L EVANS

Located At 78 WOODLAWN AVE

Job ID: 2011-10-2480-HVAC

CBL: 435- A-027-001

has permission to install an HVAC system (Single Family).

provided that the person or persons, firm or corporation accepting this permit shall comply with all of the provisions of the Statues of Maine and of the Ordinances of the City of Portland regulating the construction, maintenance and use of the buildings and structures, and of the application on file in the department.

Notification of inspection and written permission procured before this building or part thereof is lathed or otherwise closed-in. 48 HOUR NOTICE IS REQUIRED.

A final inspection must be completed by owner before this building or part thereof is occupied. If a certificate of occupancy is required, it must be

Fire Prevention Officer

Code Enforcement Officer / Plan Reviewer

10/31/2011

THIS CARD MUST BE POSTED ON THE STREET SIDE OF THE PROPERTY
PENALTY FOR REMOVING THIS CARD



PORTLAND MAINE

Strengthening a Remarkable City, Building a Community for Life • www.portlandmaine.gov

Director of Planning and Urban Development
Penny St. Louis

Job ID: 2011-10-2480-HVAC

Located At: 78 WOODLAWN
AVE

CBL: 435- A-027-001

Conditions of Approval:

Building

1. The installation must comply with UL, the Manufacturers' Listing, NFPA 211®, and State of Maine Solid Fuel Burning Regulations.
2. Separate permits are required for any electrical: plumbing, sprinkler, fire alarm, HVAC systems, commercial hood exhaust systems and fuel tanks. Separate plans may need to be submitted for approval as a part of this process.
3. Maintain proper setback(s) from property lines/buildings and proper clearances from vertical openings when direct venting
4. A photoelectric Carbon Monoxide (CO) detector shall be installed in each area within or giving access to bedrooms. That detection must be powered by the electrical service (plug-in or hardwired) in the building and battery.
5. Hardwired photoelectric interconnected battery backup smoke detectors shall be installed in all bedrooms, protecting the bedrooms, and on every level. A field inspection will verify your current smoke detector arraignment and the City's minimal code requirements.

BUILDING PERMIT INSPECTION PROCEDURES

Please call 874-8703 or 874-8693 (ONLY)

or email: buildinginspections@portlandmaine.gov

With the issuance of this permit, the owner, builder or their designee is required to provide adequate notice to the city of Portland Inspections Services for the following inspections. Appointments must be requested 48 to 72 hours in advance of the required inspection. The inspection date will need to be confirmed by this office.

- **Please read the conditions of approval that is attached to this permit!! Contact this office if you have any questions.**
 - **Permits expire in 6 months. If the project is not started or ceases for 6 months.**
 - **If the inspection requirements are not followed as stated below additional fees may be incurred due to the issuance of a "Stop Work Order" and subsequent release to continue.**
1. Close-In: (Electrical, Plumbing, and Framing).
 2. Final Inspection

The project cannot move to the next phase prior to the required inspection and approval to continue, REGARDLESS OF THE NOTICE OF CIRCUMSTANCES.

IF THE PERMIT REQUIRES A CERTIFICATE OF OCCUPANCY, IT MUST BE PAID FOR AND ISSUED TO THE OWNER OR DESIGNEE BEFORE THE SPACE MAY BE OCCUPIED.

City of Portland, Maine - Building or Use Permit Application

389 Congress Street, 04101 Tel: (207) 874-8703, FAX: (207) 8716

Job No: 2011-10-2480-HVAC	Date Applied: 10/11/2011	CBL: 435- A-027-001	
Location of Construction: 78 WOODLAWN AVE	Owner Name: CHRISTOPHER L EVANS	Owner Address: 78 WOODLAWN AVE PORTLAND ME, 04103	Phone:
Business Name:	Contractor Name: Nathan Leavitt,	Contractor Address: 581 Main St., South Portland, ME 04106	Phone: 929-5085
Lessee/Buyer's Name:	Phone:	Permit Type: HVAC	Zone: R-5
Past Use: Single Family dwelling	Proposed Use: Same single family dwelling – to install new heating system	Cost of Work: \$3,000.00	CEO District:
		Fire Dept: <input type="checkbox"/> Approved <input type="checkbox"/> Denied <input checked="" type="checkbox"/> N/A	Inspection: Use Group: Type: <i>Home</i> <i>side fire</i> Req. 3. Signature: <i>[Signature]</i>
Proposed Project Description: Install a Enviro Pellet Stove Mini		Pedestrian Activities District (P.A.D.)	

Permit Taken By: Lannie	Zoning Approval
-------------------------	------------------------

1. This permit application does not preclude the Applicant(s) from meeting applicable State and Federal Rules.
2. Building Permits do not include plumbing, septic or electrical work.
3. Building permits are void if work is not started within six (6) months of the date of issuance. False informatin may invalidate a building permit and stop all work.

Special Zone or Reviews	Zoning Appeal	Historic Preservation
<input type="checkbox"/> Shoreland	<input type="checkbox"/> Variance	<input checked="" type="checkbox"/> Not in Dist or Landmark
<input type="checkbox"/> Wetlands	<input type="checkbox"/> Miscellaneous	<input type="checkbox"/> Does not Require Review
<input type="checkbox"/> Flood Zone	<input type="checkbox"/> Conditional Use	<input type="checkbox"/> Requires Review
<input type="checkbox"/> Subdivision	<input type="checkbox"/> Interpretation	<input type="checkbox"/> Approved
<input type="checkbox"/> Site Plan	<input type="checkbox"/> Approved	<input type="checkbox"/> Approved w/Conditions
<input type="checkbox"/> Maj <input type="checkbox"/> Min <input type="checkbox"/> MM	<input type="checkbox"/> Denied	<input type="checkbox"/> Denied
Date: <i>OK</i> 10/27/11	Date:	Date: <i>[Signature]</i>

CERTIFICATION

I hereby certify that I am the owner of record of the named property, or that the proposed work is authorized by the owner of record and that I have been authorized by the owner to make this application as his authorized agent and I agree to conform to all applicable laws of this jurisdiction. In addition, if a permit for work described in the application is issued, I certify that the code official's authorized representative shall have the authority to enter all areas covered by such permit at any reasonable hour to enforce the provision of the code(s) applicable to such permit.

SIGNATURE OF APPLICANT	ADDRESS	DATE	PHONE
RESPONSIBLE PERSON IN CHARGE OF WORK, TITLE		DATE	PHONE

435-A27



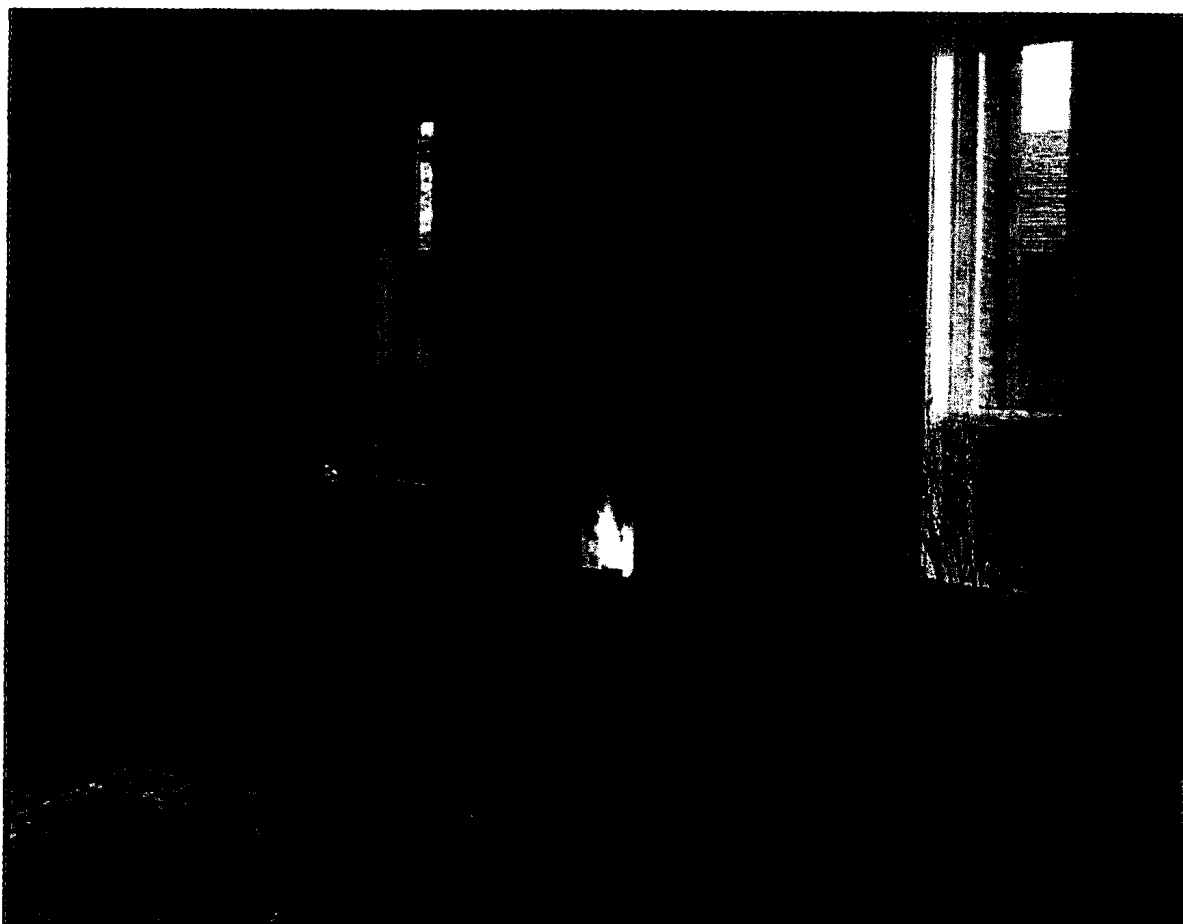
SHERWOOD INDUSTRIES IS AN ENVIRONMENTALLY RESPONSIBLE COMPANY. THIS MANUAL IS PRINTED ON RECYCLED PAPER.

PLEASE KEEP THESE INSTRUCTIONS FOR FUTURE REFERENCE



PELLET STOVE Mini A

OWNER'S MANUAL



**PLEASE READ THIS ENTIRE MANUAL BEFORE
INSTALLATION AND USE OF THIS PELLET BURNING
ROOM HEATER. FAILURE TO FOLLOW THESE
INSTRUCTIONS COULD RESULT IN PROPERTY DAMAGE,
BODILY INJURY OR EVEN DEATH**

Contact your building or fire officials about restrictions and installation
inspection requirements in your area.

50-1927

Stove set Back
 6" Back
 6" Sides

Mark

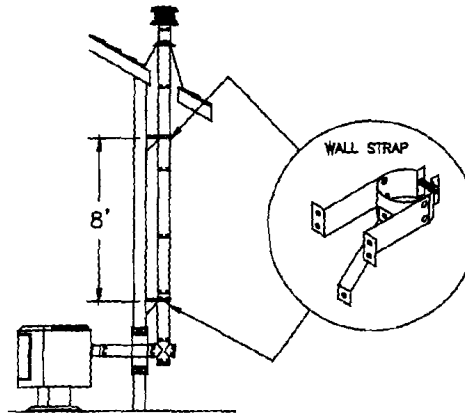


Figure 15

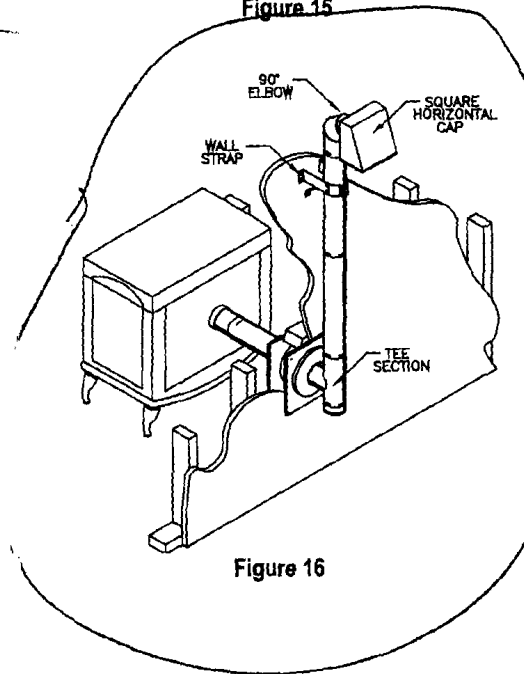


Figure 16

clearance from the pipe in order to make a safe installation. However, building insulation may be installed around the outside of the Wall Thimble.

C. Connect a Pipe Adapter and Pipe Section together then seal connection to rear exhaust outlet. Attach a Single Tee with Clean out adapter or a Double Tee with Clean-Out Adapter, and proceed attaching Pipe Sections up the wall. Installing a Double Tee with Cleanout Adapter on the exterior of wall, allows brushing of the Horizontal Vent run through to appliance (Figure 14).

D. Attach Wall Strap just above the tee. Wall Straps must be placed every 8-feet along an exterior vertical run (Figure 15). If your exterior vertical run terminates horizontally before penetrating the roofline, install at least one Wall Strap on the Pipe Section before 90 Degree Elbow and Horizontal Cap (Figure 16). Under no circumstances can a Vertical Cap be installed adjacent to vertical wall. PelletVent Pro offers fixed and Adjustable Wall Straps to maintain a 1"-3" clearance, as desired. If Assemble Pipe Sections in the same manner described in Step 2 of the general instructions.

E. Seal the exterior section of the Wall Thimble to the wall with non-hardening waterproof sealant. As an option, you may also seal the gap between the pipe and Wall Thimble with sealant.

5. If the flue exit is on back of the stove, and a horizontal through-the-wall installation is desired (Figure 13):

A. Place the appliance according to manufacturer's instructions.

B. Connect the Appliance Adapter and sufficient Pipe Sections the seal and secure to back of stove. Horizontal Pipe sections must penetrate Wall Thimble and extend at least 6"



FILL IN AND SIGN WITH INK

APPLICATION FOR PERMIT HEATING OR POWER EQUIPMENT



To the INSPECTOR OF BUILDINGS, PORTLAND, ME.

The undersigned hereby applies for a permit to install the following heating, cooking or power equipment in accordance with the Laws of Maine, the Building Code of the City of Portland, and the following specifications:

Location / CBL Portland 435-A-27 Use of Building R-5 Date 10/11/11
 Name and address of owner of appliance Brendan Evans 78 Woodlawn Ave Portland ME
 Installer's name and address Nathan Leavitt 581 Rain St South Portland 04106
 Telephone 207 929 5085

Location of appliance:

- Basement Floor
 Attic Roof

Type of Fuel:

- Gas Oil Solid

Appliance Name:

U.L. Approved Yes No

Will appliance be installed in accordance with the manufacture's installation instructions? Yes No

IF NO Explain: _____

The Type of License of Installer:

- Master Plumber # _____
 Solid Fuel # _____
 Oil # _____
 Gas # _____
 Other PH 3872

Type of Chimney:

- Masonry Lined
 Factory built _____
 Metal
 Factory Built U.L. Listing # DuraVent pro
 Direct Vent
 Type DVT UL# _____

Type of Fuel Tank

- Oil
 Gas

Size of Tank _____

Number of Tanks _____

Distance from Tank to Center of Flame _____ feet.

Cost of Work: \$ 3,000

Permit Fee: \$ 50

RECEIVED

OCT 11 2011

Dept. of Building Inspections
City of Portland Maine

11/19/11

Approved

Fire: _____
 Ele.: _____
 Bldg.: _____

Approved with Conditions

- See attached letter or requirement

Inspector's Signature

Date Approved

Signature of Installer _____

White - Inspection Yellow - File Pink - Applicant's Gold - Assessor's Copy



CITY OF PORTLAND, MAINE

Department of Building Inspections

Original Receipt

10 11 20 11

Received from Nathan Leavitt

Location of Work 78 Woodlawn

Cost of Construction \$ _____ Building Fee: _____

Permit Fee \$ _____ Site Fee: _____

Certificate of Occupancy Fee: _____

Total: 50

Building (11) Plumbing (15) Electrical (12) Site Plan (U2) _____

Other HVAC

CBL: Y35-A-27

Check #: 50 Total Collected \$ 50

**No work is to be started until permit issued.
Please keep original receipt for your records.**

Taken by: [Signature]

WHITE - Applicant's Copy
YELLOW - Office Copy
PINK - Permit Copy