


434-C-1  
331 Veranda St.  
DK & Landscaping  
Martin's Point



Cat. No. ALN440W

Cat. No. ALN445W




Cat. No. ALN440C-BKT



Cat. No. ALN440W-PM



Cat. No. ALN445W-P1



Cat. No. ALN480W

**All Cast Aluminum Bollard**

Constructed of 1/4" minimum wall thickness to withstand abnormal abuse for play areas or where heavy pedestrian traffic exists. Various DR acrylic or Lexan panels are available including a prismatic glass refractor. Dim 42" high x 12" wide.



White acrylic panels with H.I.D. or Incandescent lamps



Clear acrylic panels with H.I.D. Lamp



Clear acrylic panels with 6" dia. type V prismatic lens

**CATALOG NUMBER**  
Includes Luminaire And Pole for Incandescent Lamps. Specify adder for H.I.D. Lamps.



5-Light

4-Light

2-Light

1-Light

Bracket

Pier Mount

Pendant

**SMALL LANTERN**

White Acrylic Panels	ALN440W-5A	ALN440W-4A	ALN440W-2A	ALN440W	ALN440W-BKT	ALN440W-PM	ALN440W-P1
Clear Acrylic W/6" Lens	ALN440LC-5A	ALN440LC-4A	ALN440LC-2A	ALN440LC	ALN440LC-BKT	ALN440LC-PM	ALN440LC-P1
Clear Acrylic Panels	ALN440C-5A	ALN440C-4A	ALN440C-2A	ALN440C	ALN440C-BKT	ALN440C-PM	ALN440C-P1
Luminaire Size	15" x 30"	15" x 30"	15" x 30"	15" x 30"	15" x 30"	15" x 30"	15" x 30"
Overall Height	13'-6"	12'-0"	12'-0"	12'-0"	45"	42"	42" (w/1' chain)
Overall Width	48"	48"	48"	15"	18 1/4" proj.	15"	15"
Fluted Pole / 3/4" base	4"O.D.	4"O.D.	4"O.D.	4"O.D.	4"O.D.	4"O.D.	4"O.D.
Mounting Bolts	5/8" x 2 1/2" x 3"	5/8" x 2 1/2" x 3"	5/8" x 2 1/2" x 3"	1/2" x 1 1/2" x 2"	5/16" x 4 1/2" x 1"	5/16" x 4 1/2" x 1"	5/16" x 4 1/2" x 1"
Bolt Circle	8 3/4"	8 3/4"	8 3/4"	8 3/4"	7"	7"	7"
Bolt Projection	3"	3"	3"	3"	2"	3/4"	3/4"

**LARGE LANTERN**

White Acrylic Panels	ALN445W-5A	ALN445W-4A	ALN445W-2A	ALN445W	ALN445W-BKT	ALN445W-PM	ALN445W-P1
Clear Acrylic W/6" Lens	ALN445LC-5A	ALN445LC-4A	ALN445LC-2A	ALN445LC	ALN445LC-BKT	ALN445LC-PM	ALN445LC-P1
Clear Acrylic Panels	ALN445C-5A	ALN445C-4A	ALN445C-2A	ALN445C	ALN445C-BKT	ALN445C-PM	ALN445C-P1
Luminaire Size	19" x 38"	19" x 38"	19" x 38"	19" x 38"	19" x 38"	19" x 38"	19" x 38"
Overall Height	20'-0"	18'-0"	18'-0"	18'-0"	53"	58"	50" (w/1' chain)
Overall Width	60"	60"	60"	19"	28 1/2" proj.	22"	19"
Fluted Pole / 50" base	5"O.D.	5"O.D.	5"O.D.	5"O.D.	5"O.D.	5"O.D.	5"O.D.
Mounting Bolts	1" x 3 1/2" x 4"	3/4" x 2 1/2" x 3"	3/4" x 2 1/2" x 3"	3/4" x 2 1/2" x 3"	5/16" x 4 1/2" x 1"	5/16" x 4 1/2" x 1"	5/16" x 4 1/2" x 1"
Bolt Circle	16"	16"	16"	16"	7"	7"	7"
Bolt Projection	3 1/2"	3 1/2"	3 1/2"	3 1/2"	2"	3/4"	3/4"

<b>SMALL LANTERN WATTAGE</b>	Specify adder for H.I.D. Lamp after above catalog number and voltage desired.						
<b>HIGH PRESSURE SODIUM</b>	70 Watt—70HPS	100 Watt—100HPS	100 Watt—100MH	100 Watt—100MV	150 Watt—150HPS	175 Watt—175MH	175 Watt—175MV
<b>METAL HALIDE</b>							
<b>MERCURY VAPOR</b>	75 Watt—75MV						

<b>LARGE LANTERN WATTAGE</b>	Specify adder for H.I.D. Lamp after above catalog number and voltage desired.						
<b>HIGH PRESSURE SODIUM</b>	150 Watt—150HPS	250 Watt—250HPS	250 Watt—250MH	250 Watt—250MV	400 Watt—400HPS	400 Watt—400MH	400 Watt—400MV
<b>METAL HALIDE</b>	175 Watt—175MH						
<b>MERCURY VAPOR</b>	175 Watt—175MV						

**FINISHES:**

Add the following adder to the above catalog numbers for a baked-on enamel finish:  
 White—WHE Old Iron Red—OIR  
 Black—BLE Patina Green—PGR  
 Dark Bronze—DBE Green—GR  
 Medium Bronze—MBE Tile Brown—TBR  
 Grey—GRY  
 Black Swedish Iron—BSI  
 Old Copper—OC

**OTHER DIFFUSERS:**

Acrylic or Lexan diffusers are available. Specify following adders after catalog number:  
 Bronze Acrylic—BZ  
 Grey Acrylic—SG  
 White Lexan—WLX  
 Clear Lexan—CLX  
 Grey Lexan—SGLX  
 Bronze Lexan—BZLX  
 Add DR after catalog number for high impact DR acrylic.

**OPTIONAL ITEMS:**

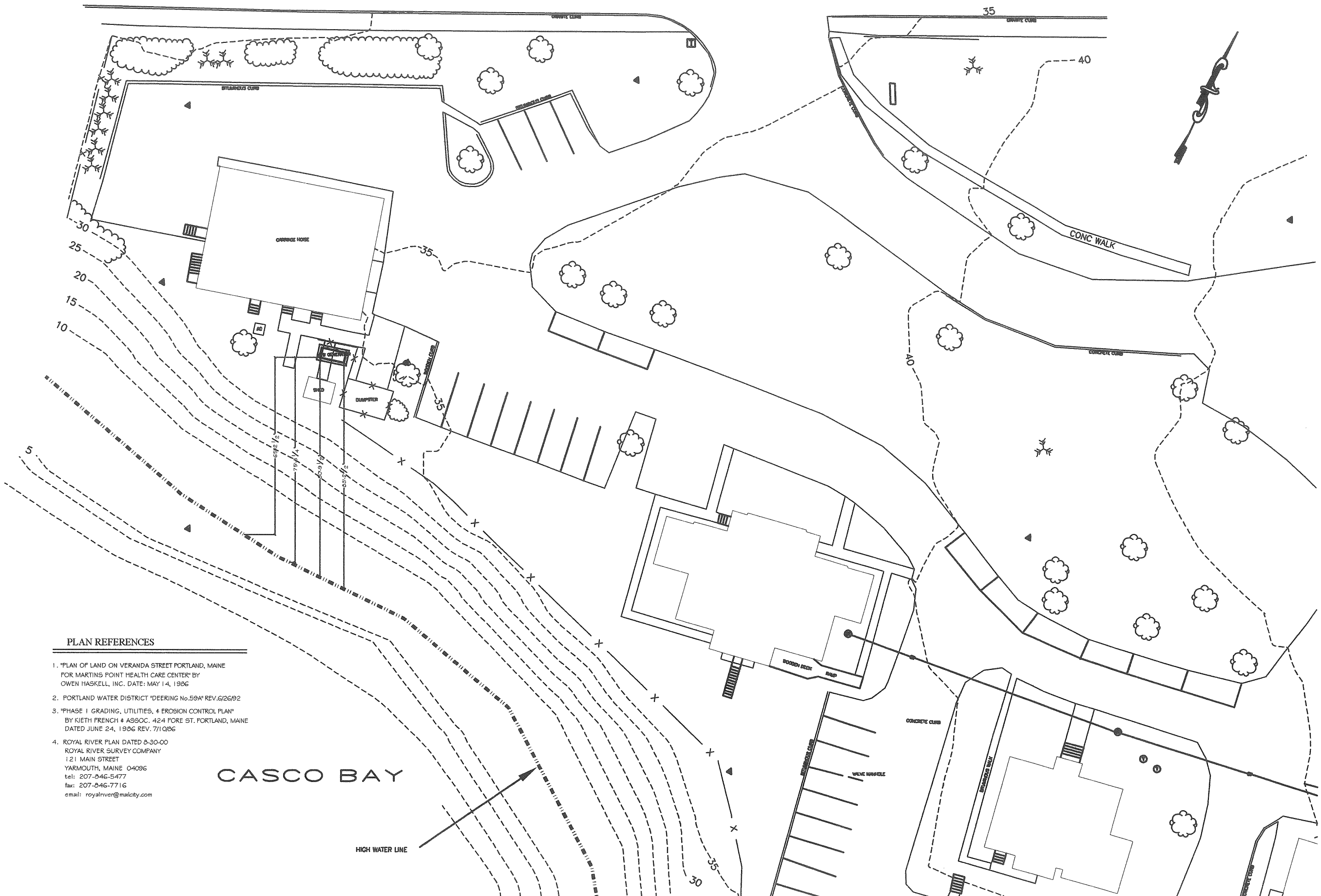
For pole mounting heights higher than shown, consult factory.  
 For single 3-wire grounded weatherproof receptacle mounted in pole, specify SR3 after catalog number.  
 For cast aluminum ladder rest specify LR after catalog number.



**CAST ALUMINUM BOLLARD:**

Cat. No. ALN480W—White DR Acrylic  
 Cat. No. ALN480LC—Clear DR Acrylic w/Lens  
 Cat. No. ALN480C—Clear DR Acrylic  
**Wattage:** Adders for H.I.D. Ballasts:  
 High Pressure Sodium—70HPS, 100HPS, 150HPS  
 Metal Halide—100MH, 175MH  
 Mercury Vapor—100MV, 175MV  
**Finish:** A baked-on enamel finish is standard. A variety of colors are available, see FINISHES.  
 For Lexan® diffuser specify white—WLX or clear—CLX after catalog number.

VERANDA STREET



REVISIONS		
NO.	DATE	DESCRIPTION

NOT FOR CONSTRUCTION

**Electronic Environments**  
Infrastructure Solutions

ELECTRONIC ENVIRONMENTS CORP.  
60 SHAWMUT ROAD  
CANTON, MA 02021  
(781) 302-2600  
www.eenet.com

SEAL

MARTINS POINT HEALTH CARE  
CARRIAGE HOUSE FACILITY  
PORTLAND, MAINE

PROJECT  
DATA CENTER DESIGN

SHEET TITLE  
GENERATOR SITE PLAN,  
EXPANDED VIEW

DESIGNED RG	JOB NO. 01-5408
DRAWN RG	DATE 06-06-01
CHECKED TDG	SCALE AS NOTED
SHEET NO.	

S2 OF 2

PLAN REFERENCES

1. "PLAN OF LAND ON VERANDA STREET PORTLAND, MAINE FOR MARTINS POINT HEALTH CARE CENTER" BY OWEN HASKELL, INC. DATE: MAY 14, 1986
2. PORTLAND WATER DISTRICT "DEERING No. 59A" REV. 6/26/92
3. "PHASE I GRADING, UTILITIES, & EROSION CONTROL PLAN" BY KEITH FRENCH & ASSOC. 424 FORE ST. PORTLAND, MAINE DATED JUNE 24, 1986 REV. 7/1/00G
4. ROYAL RIVER PLAN DATED 8-30-00 ROYAL RIVER SURVEY COMPANY 121 MAIN STREET YARMOUTH, MAINE 04096 tel: 207-846-5477 fax: 207-846-7716 email: royalriver@maicity.com

CASCO BAY

HIGH WATER LINE

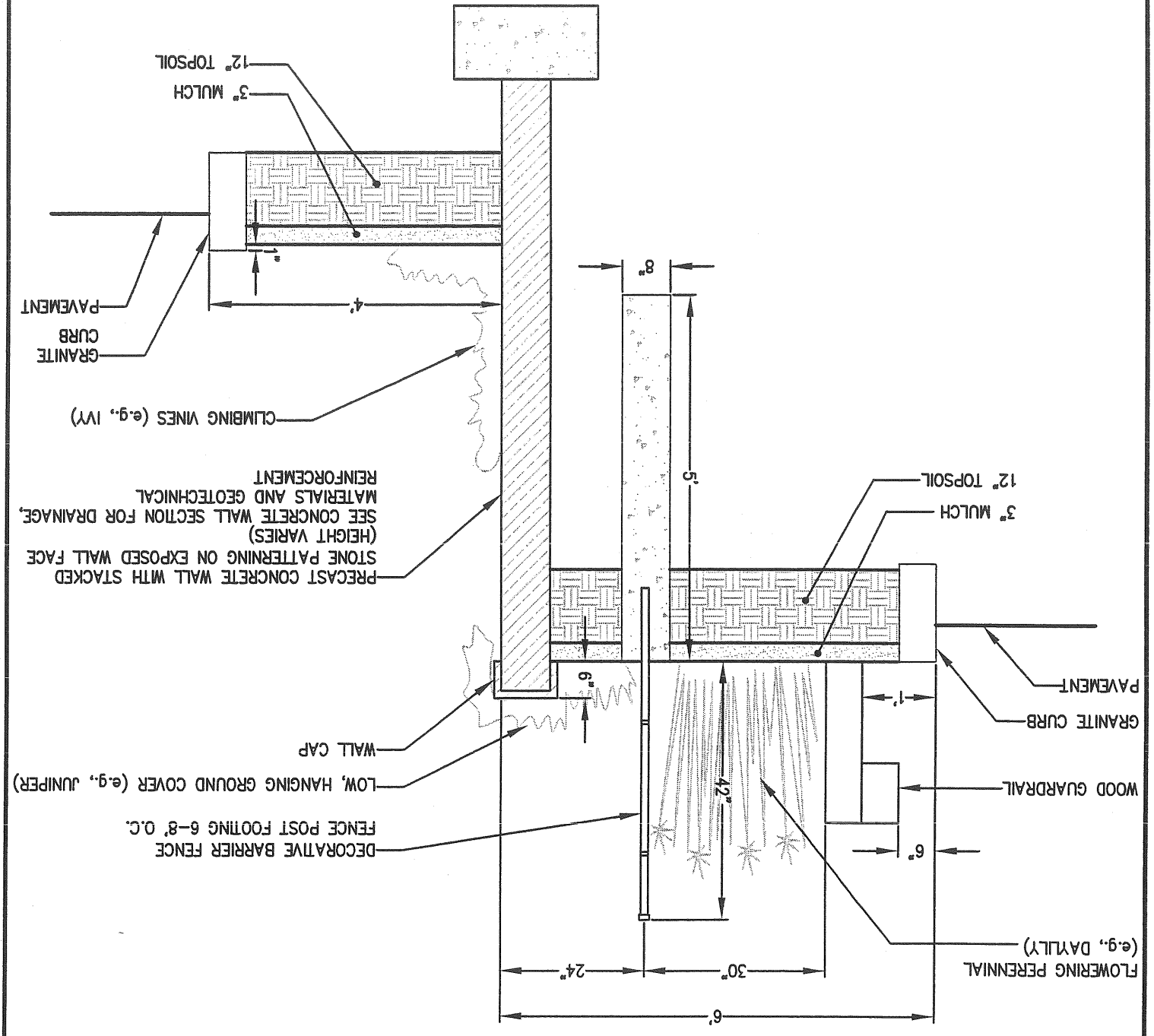
01-5408 06.06.01

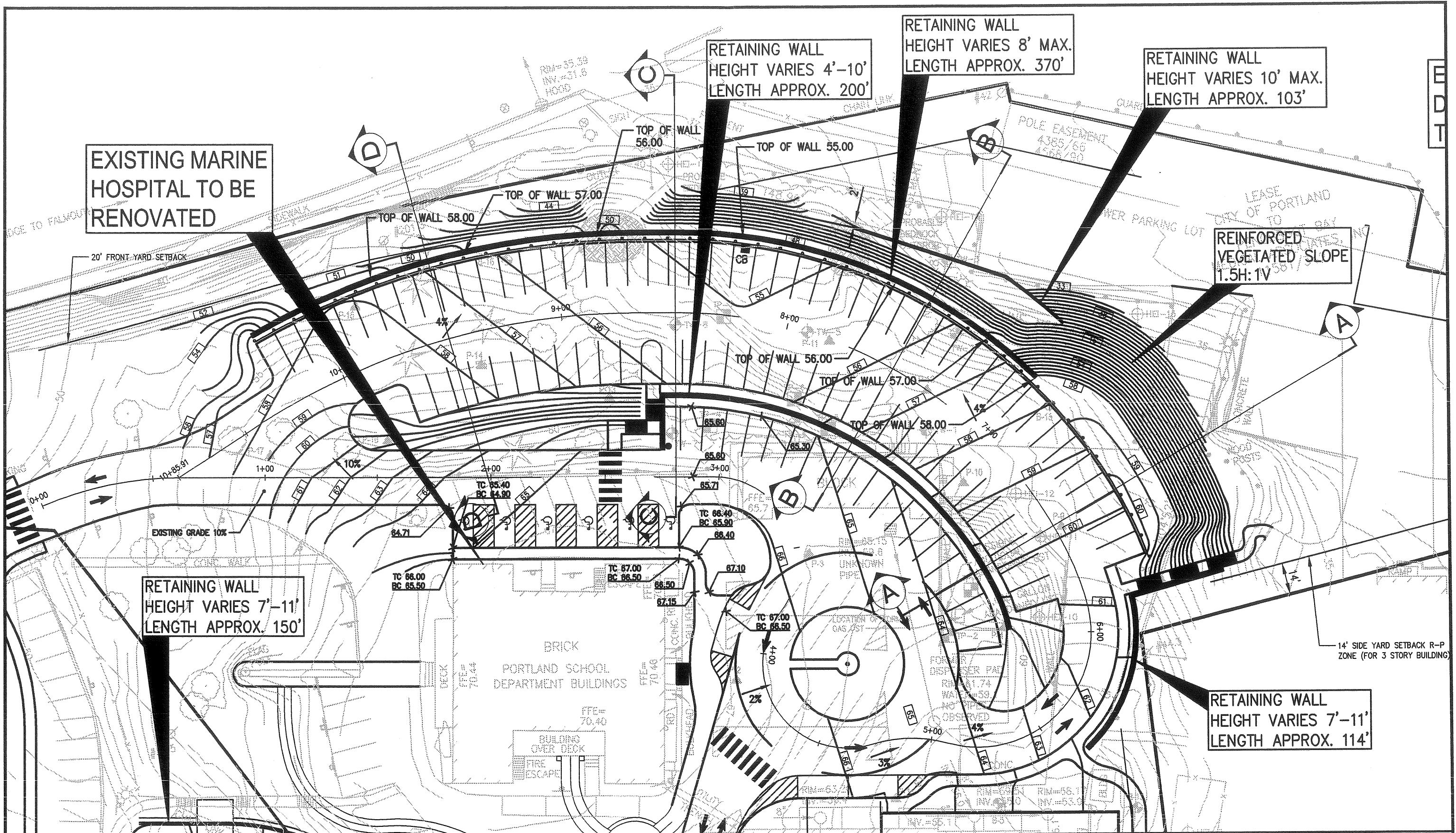


Deluca-Hoffman Associates, Inc.  
 778 MAIN STREET, SUITE 8  
 SOUTH PORTLAND, ME 04106  
 207.775.1121  
 WWW.DELUCAHOFFMAN.COM

FILE NAME:	234401-DET	
CHECKED:	DDA	JOB NO. 2344.01
DESIGNED:	DDA	SCALE: AS SHOWN
DRAWN:	LEJ	DATE: FEB. 2006

MARTIN'S POINT  
 REDEVELOPMENT PROJECT  
 TYPICAL WALL SECTION BETWEEN  
 UPPER AND LOWER PARKING





EXISTING MARINE HOSPITAL TO BE RENOVATED

RETAINING WALL HEIGHT VARIES 4'-10' LENGTH APPROX. 200'

RETAINING WALL HEIGHT VARIES 8' MAX. LENGTH APPROX. 370'

RETAINING WALL HEIGHT VARIES 10' MAX. LENGTH APPROX. 103'

REINFORCED VEGETATED SLOPE 1.5H:1V

RETAINING WALL HEIGHT VARIES 7'-11' LENGTH APPROX. 150'

RETAINING WALL HEIGHT VARIES 7'-11' LENGTH APPROX. 114'

**DH** DeLuca-Hoffman Associates, Inc.  
 778 MAIN STREET, SUITE 8  
 SOUTH PORTLAND, ME 04106  
 207.775.1121  
 WWW.DELUCAHOFFMAN.COM

DRAWN:	LECJ	DATE:	02.08.06
DESIGNED:	DDA	SCALE:	1"=40'
CHECKED:	DDA	JOB NO.	2344.01
FILE NAME:	234401-SP		

MARTIN'S POINT REDEVELOPMENT PROJECT

SELECT GRADING VIEWS

FIGURE -

