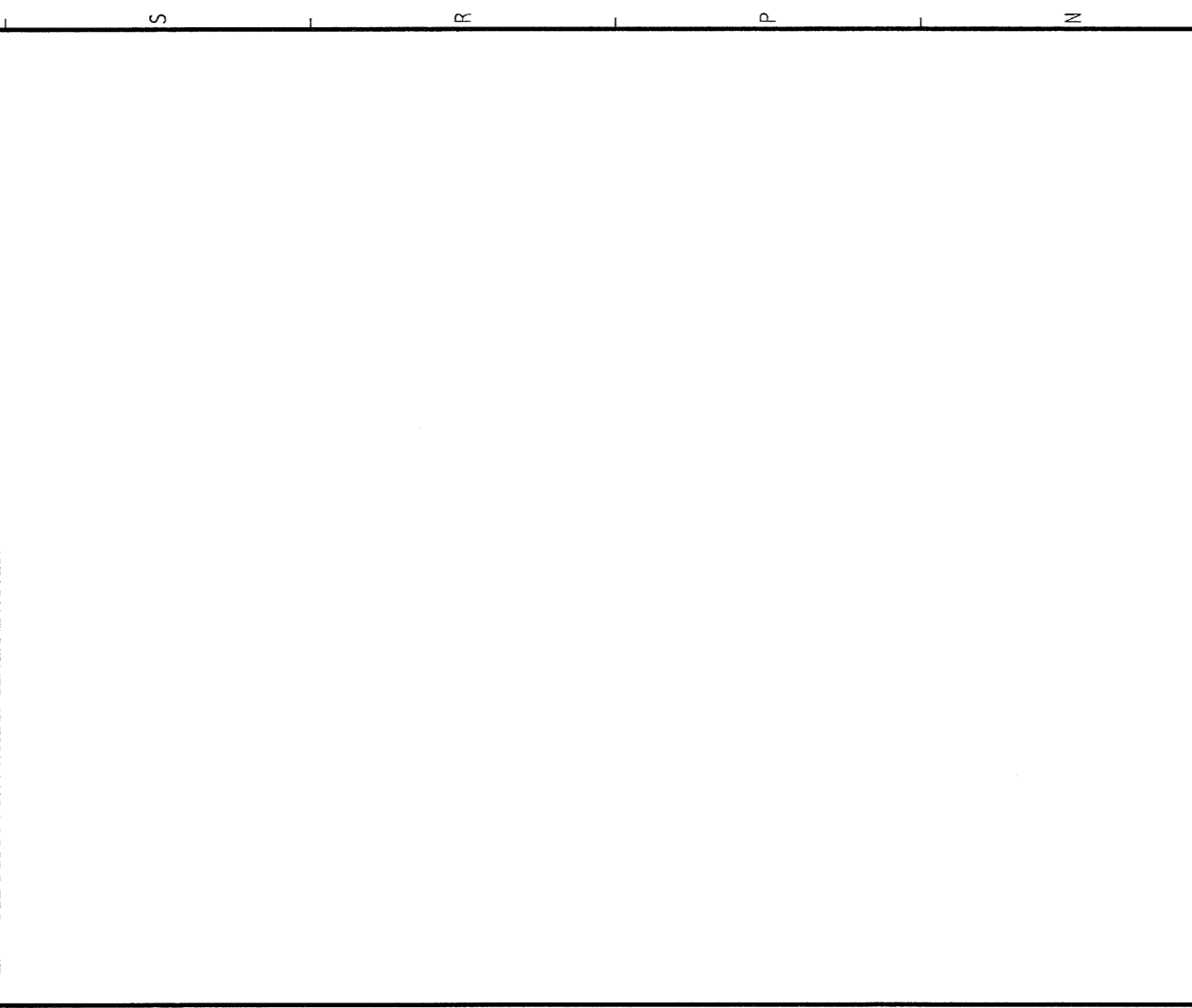



NOTES:
 1. SEE SHEET FOR PROJECT GENERAL NOTES
 2. SEE SHEET FOR PROJECT GENERAL NOTES



F1
 1/8" = 1'-0"

PENTHOUSE ROOF FRAMING PLAN



A16
 1/4" = 1'-0"

TYPICAL PYRAMID FRAMING PLAN



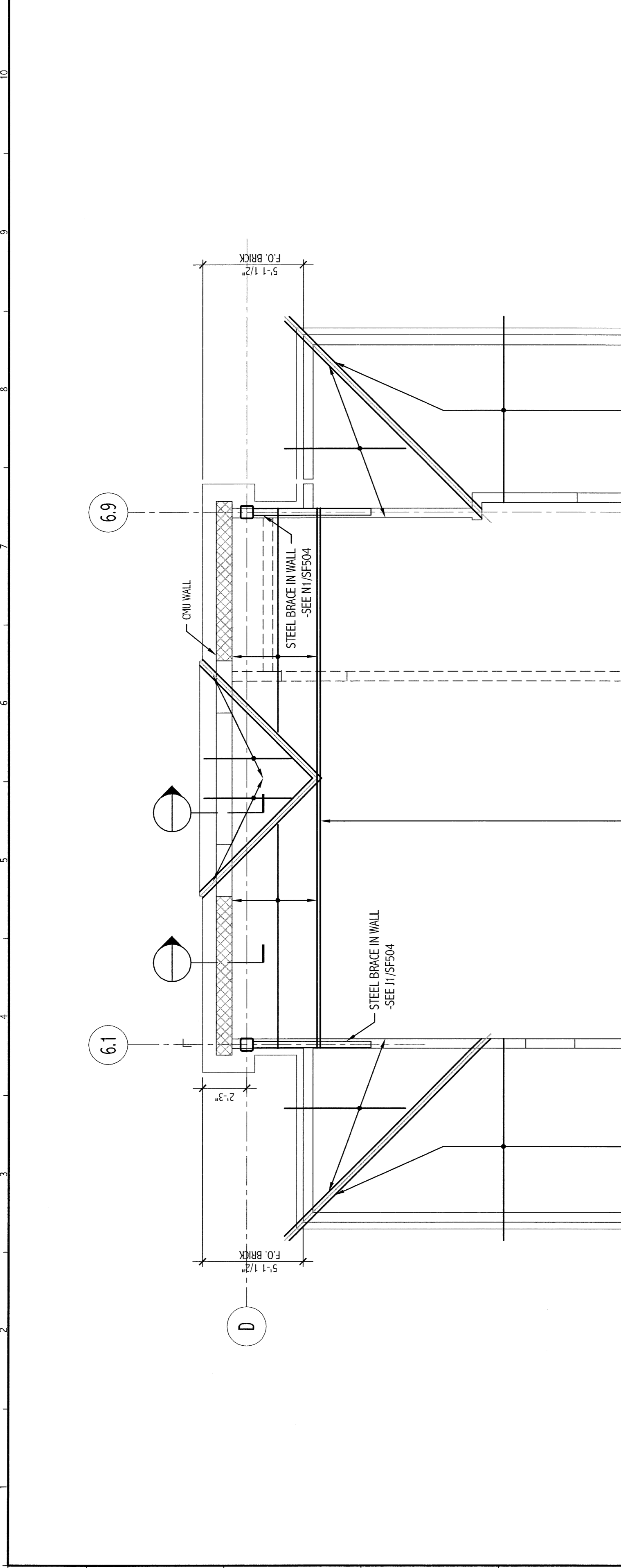
F11
 1/8" = 1'-0"

PRECAST STAIR SHAFT LATERAL LOADS DIAGRAM - EAST WALL SHOWN



F16
 1/8" = 1'-0"

PRECAST STAIR SHAFT LATERAL LOADS DIAGRAM - WEST WALL SHOWN



A1
 1/8" = 1'-0"

SECTION

ISSUED FOR G.M.P. & PERMITTING
 4-3-09

PROJECT: MARTIN'S POINT HEALTH CARE MEDICAL OFFICE BUILDING
 PORTLAND, MAINE

ARCHITECTURE: SMRTI
 ENGINEERING: SMRTI
 PLANNING: SMRTI
 INTERIOR DESIGN: SMRTI
 COMMISSIONING: SMRTI

144 State Street, Box 619
 Portland, Maine 04104
 Tel: (207) 775-2444
 Fax: (207) 775-1070
 www.smrti.com

PROJECT MANAGER: [Name]
 JOB CAPTAIN: [Name]
 DATE: 04/03/09

AS NOTED DATE: [Date]
 SCALE: [Scale]
 GRAPHIC SCALE: [Scale]

SHEET TITLE: PARTIAL FRAMING PLANS AND FRAMING DETAILS
 SHEET NO.: SF-401
 PROJECT NO.: 08139