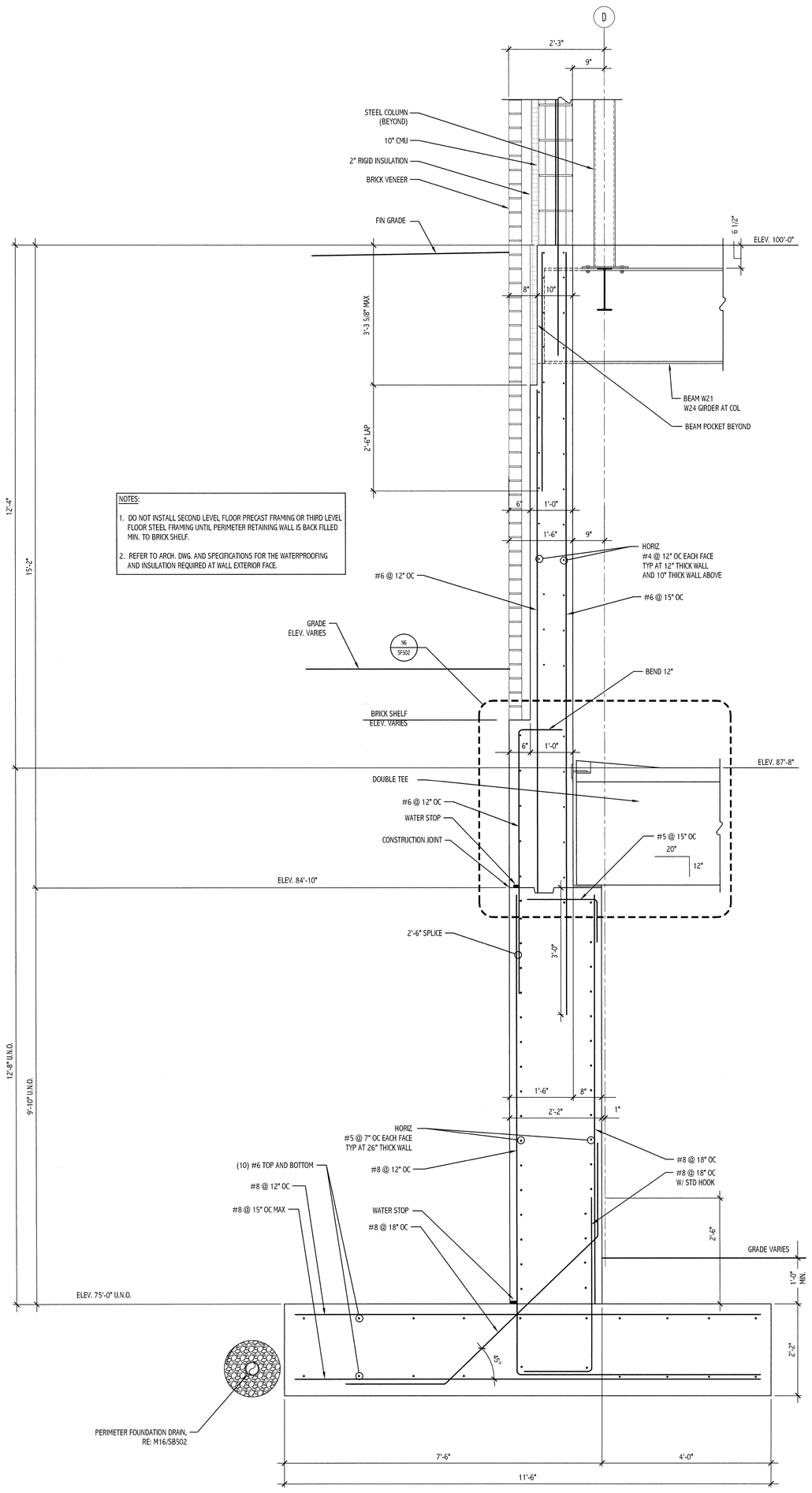

A1	WALL SECTION
3/4" = 1'-0"	SF101

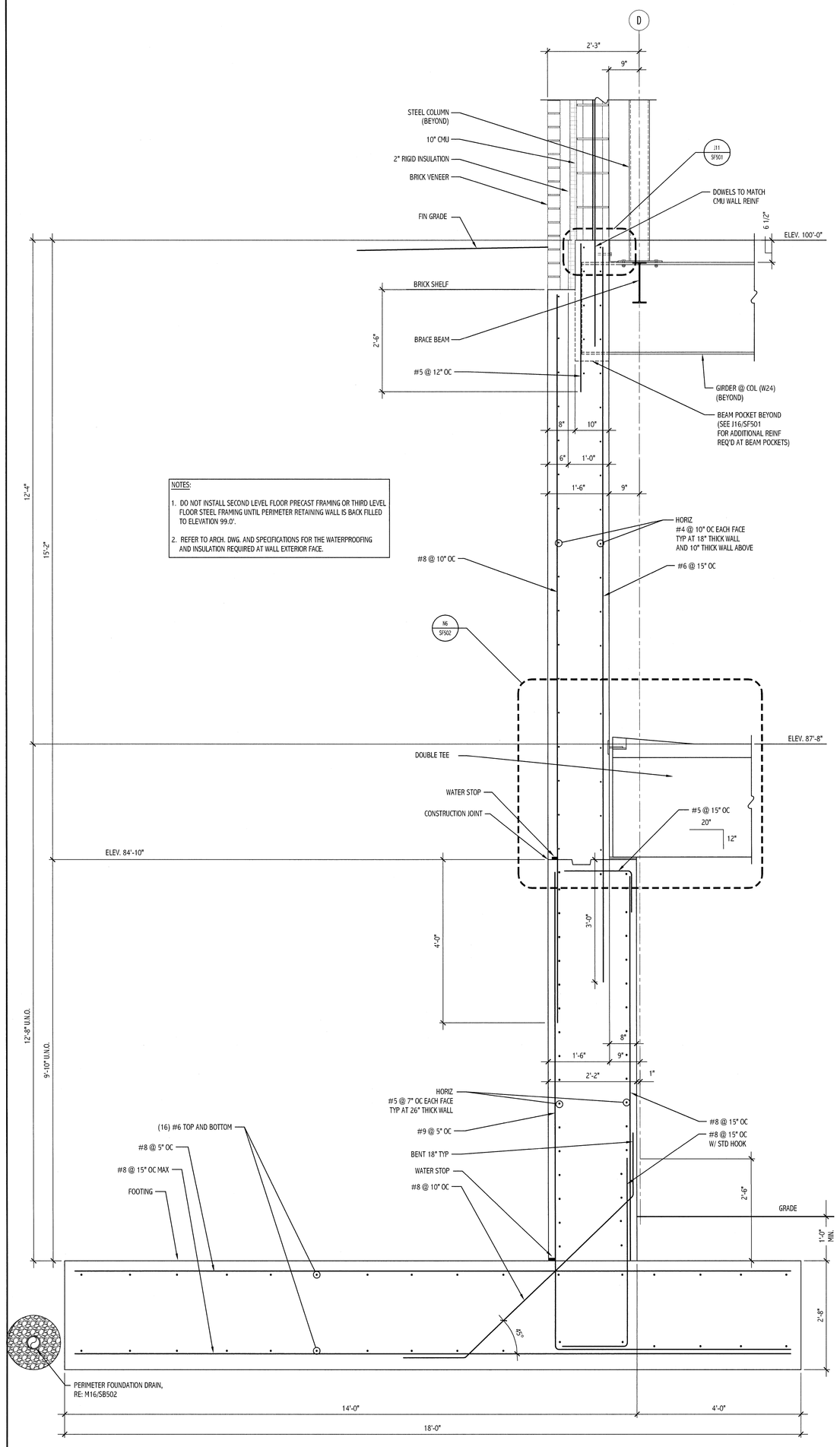

A9	WALL SECTION
3/4" = 1'-0"	SF101

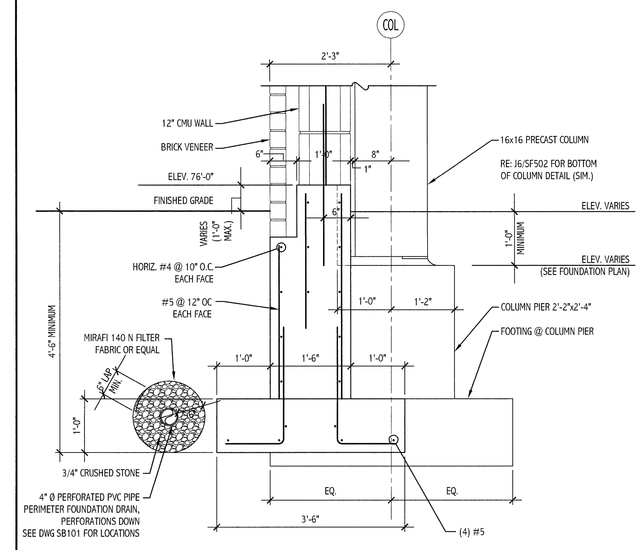

M16	SECTION
3/4" = 1'-0"	SF101

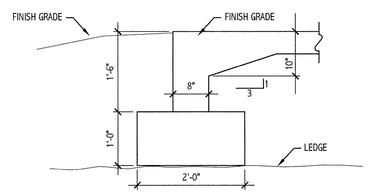

F16	SECTION
3/4" = 1'-0"	SB101

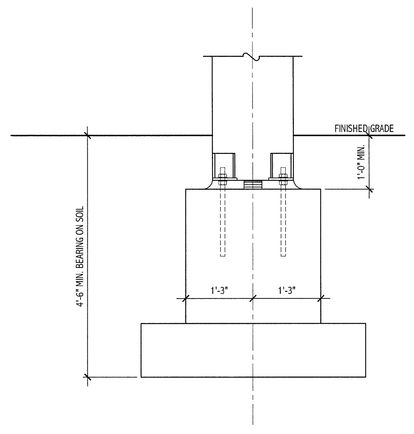

A16	TYPICAL INTERIOR PIER
3/4" = 1'-0"	SF101

NOTES:

1. SEE G001 FOR PROJECT GENERAL NOTES
2. SEE SG001 FOR PROJECT GENERAL NOTES.

REV.	DESCRIPTION	DATE
0	-	00-00-00

ISSUED FOR G.M.P. & PERMITTING
4-3-09

CURRENT ISSUE STATUS:

SMRT
ARCHITECTURE
ENGINEERING
PLANNING
INTERIOR DESIGN
COMMISSIONING
144 Fore Street/P.O. Box 618
Portland, Maine 04104
tel. (207) 772-3846
fax. (207) 772-1070
www.smrtinc.com

MARTIN'S POINT HEALTH CARE
MEDICAL OFFICE BUILDING
PORTLAND, MAINE

FOUNDATION SECTIONS AND DETAILS

SHEET TITLE:

SCALE:	AS NOTED	DATE:	
PROJECT MANAGER:	SLB	GRAPHIC SCALE:	0" 1"
JOB CAP/DRAWN:	TCM/WSM		
A/E OF RECORD:	JSW	SHEET No.	SB502
SMRT CAD FILE:	SB502-08139		
PROJECT No.	08139		

©COPYRIGHT 2008 SMRT AE

PROGRESS PRINT