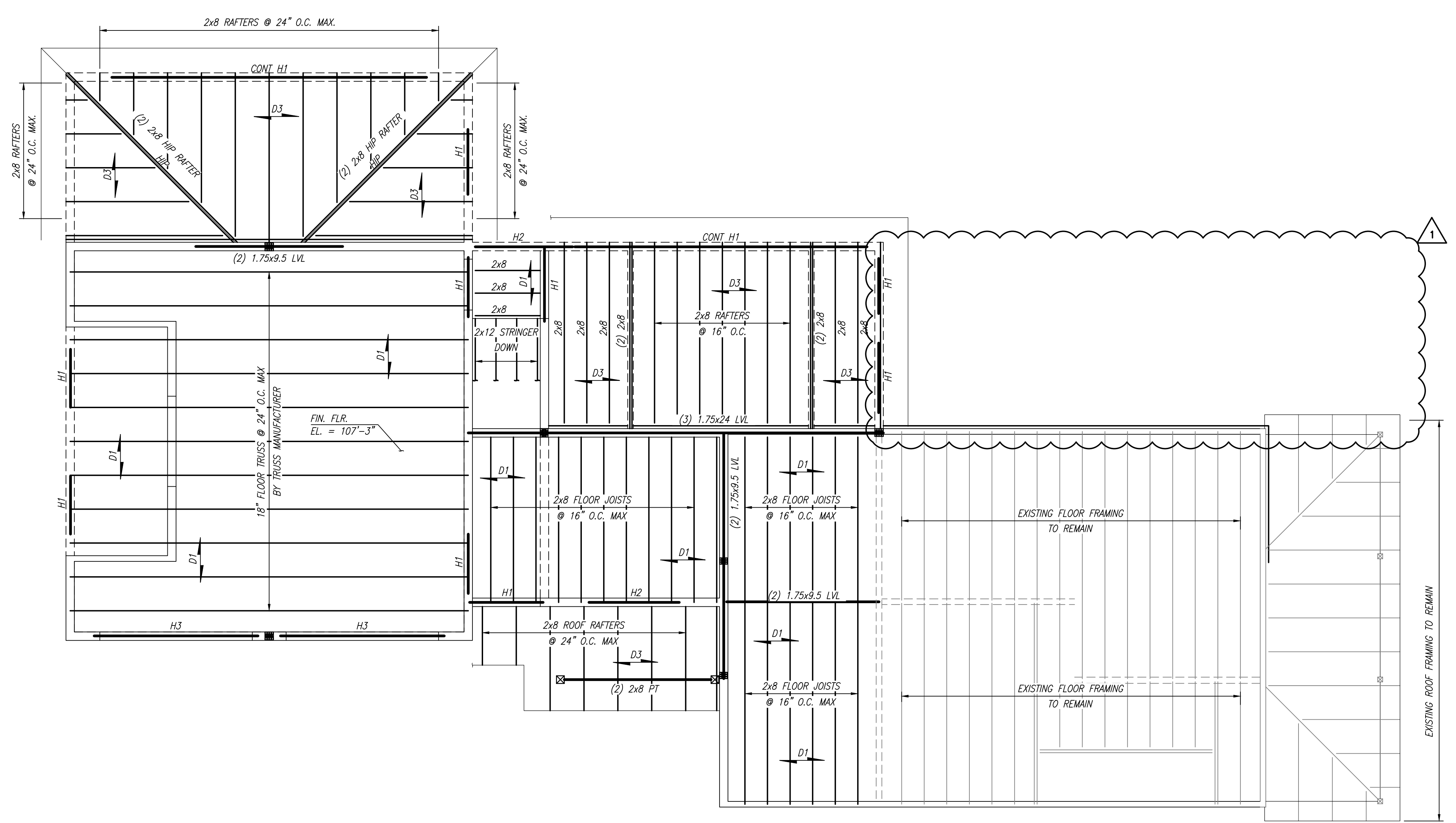


NOTES:


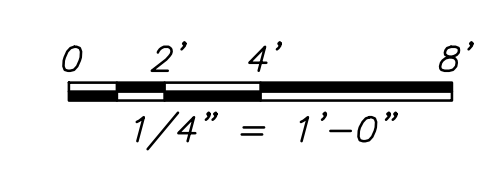
- SEE SHEET S-001 FOR GENERAL STRUCTURAL NOTES.
- ALL ELEVATIONS NOTED ON STRUCTURAL DRAWINGS ARE BASED ON 100'-0" REFERENCED TO EXISTING FINISHED FIRST FLOOR. SEE C-100 FOR CIVIL DATUM.
- SEE SHEET S-101 FOR HEADER SCHEDULE.

LEGEND:

- D1** DENOTES 3/4" TONGUE & GROOVE FLOOR SHEATHING GLUED AND SCREWED TO FLOOR FRAMING
- D3** DENOTES 5/8" ROOF SHEATHING NAILED TO ROOF FRAMING



(A1) SECOND FLOOR PLAN - FIN. FLR. = 109'-5" U.N.O.
 SCALE: 1/4" = 1'-0"



DATE	NO	REMARKS
04/27/16	0	BUILDING PERMIT APPLICATION
06/10/16	1	REMOVE NEW COVERED PORCH

GRAPHIC SCALE:
 0" 1"
 CODE: IRC 2009
 TOWN: PORTLAND
 DATE: APRIL 2016
 SCALE: AS NOTED
 DRAWN BY: JJD
 TITLE:
 SECOND FLOOR
 FRAMING
 PLAN
 FILE: 0020101
 DRAWING NO:
S-102
 SHEET: 19 OF 20