

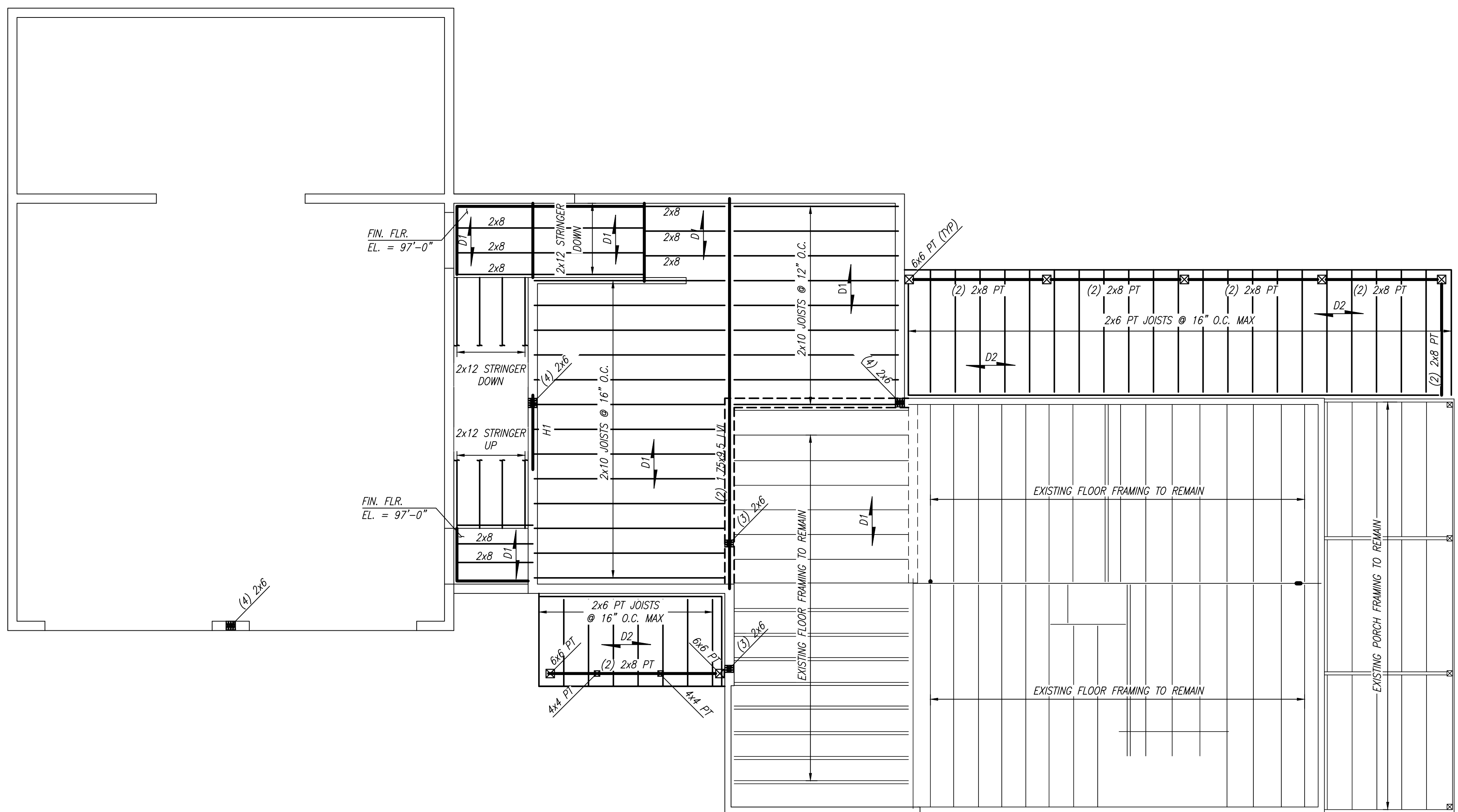
NOTES:

1. SEE SHEET S-001 FOR GENERAL STRUCTURAL NOTES.
2. ALL ELEVATIONS NOTED ON STRUCTURAL DRAWINGS ARE BASED ON 100'-0" REFERENCED TO EXISTING FINISHED FIRST FLOOR. SEE C-100 FOR CIVIL DATUM.
3. SEE SHEET S-101 FOR HEADER SCHEDULE.


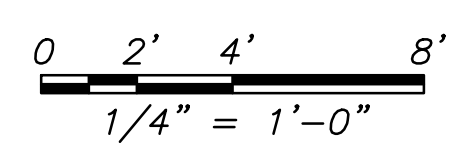
LEGEND:

- D1 DENOTES 3/4" TONGUE & GROOVE FLOOR SHEATHING GLUED AND SCREWED TO FLOOR FRAMING
- D2 DENOTES PRESSURE TREATED 3/4" FLOOR SHEATHING GLUED AND SCREWED TO PORCH FRAMING

HEADER SCHEDULE	
NAME	TYPE
H1	(3) 2X6 MIN.
H2	(3) 2X8 MIN.
H3	(3) 2X10 MIN.



A1 FIRST FLOOR FRAMING PLAN - FIN. FLR. = 100'-0" U.N.O.
SCALE: 1/4" = 1'-0"



DATE	NO	REMARKS
04/27/16	0	BUILDING PERMIT APPLICATION

BY	JDD

GRAPHIC SCALE:
0" = 1"

CODE: IRC 2009
TOWN: PORTLAND
DATE: APRIL 2016
SCALE: AS NOTED
DRAWN BY: JJD

TITLE:
FIRST FLOOR
FRAMING
PLAN

FILE: 0020101
DRAWING NO:
S-101
SHEET: 18 OF 20