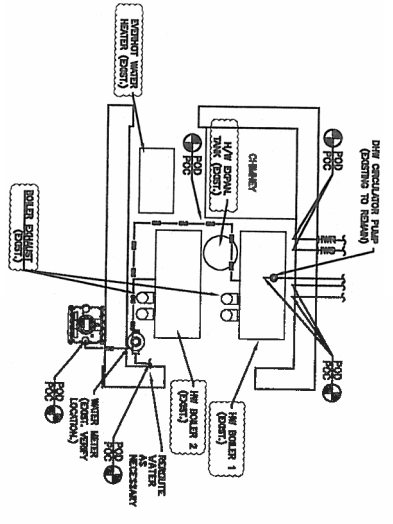


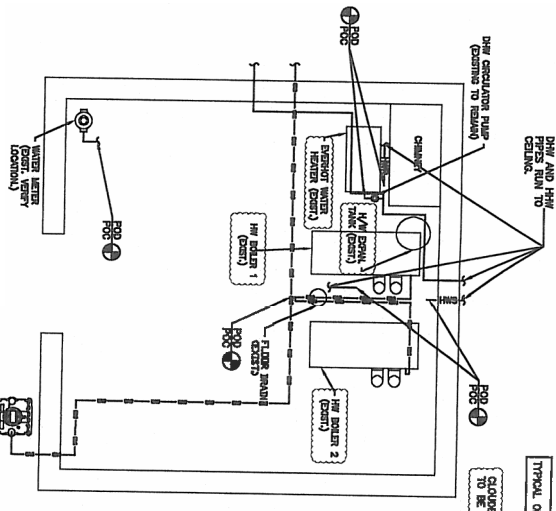
TYPICAL OF BLOCK 1
 CLOSED EQUIPMENT TO BE DEMOLISHED

1 BOILER ROOM - DEMOLITION PLAN "A"
 SCALE: 1" = 2'-1"



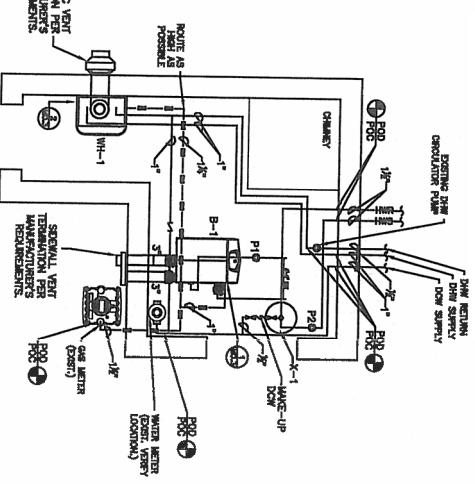
TYPICAL OF BLOCK B
 CLOSED EQUIPMENT TO BE DEMOLISHED

2 BOILER ROOM - DEMOLITION PLAN "B"
 SCALE: 1" = 2'-1"



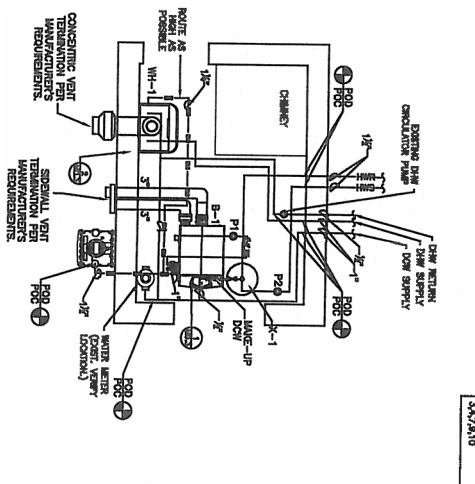
TYPICAL OF COMMUNITY BLOCK
 CLOSED EQUIPMENT TO BE DEMOLISHED

3 BOILER ROOM - DEMOLITION PLAN "C"
 SCALE: 1" = 2'-1"



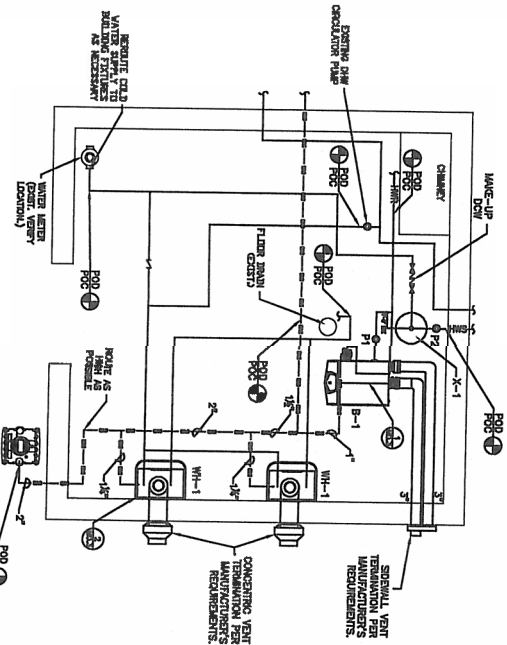
TYPICAL OF BLOCK 1

4 BOILER ROOM - NEW FLOOR PLAN "A"
 SCALE: 1" = 2'-1"



TYPICAL OF BLOCK B

5 BOILER ROOM - NEW FLOOR PLAN "B"
 SCALE: 1" = 2'-1"



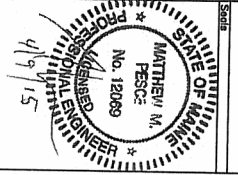
TYPICAL OF COMMUNITY BLOCK

6 BOILER ROOM - NEW FLOOR PLAN "C"
 SCALE: 1" = 2'-1"

- NOTES:
- 1) SOME SIZES VARY IN LAYOUT, EQUIPMENT DIMENSIONS, AND PIPE SIZES. FIELD VERIFY.
 - 2) PROVIDE ALL NECESSARY TERMINATION OR PERMANENT CAPS OR PLUGS FOR PIPING. DO NOT LEAVE PIPING OPEN ENDED.
 - 3) ALL PIPING SHALL BE INSTALLED IN ACCORDANCE WITH THE LATEST EDITIONS OF THE ASME CODES AND LOCAL CODES.
 - 4) ALL PIPING SHALL BE INSTALLED IN ACCORDANCE WITH THE LATEST EDITIONS OF THE ASME CODES AND LOCAL CODES.
 - 5) USE 2" FOR COMMUNITY BLOCKS.
 - 6) KEEP VENTS AS HIGH AS POSSIBLE. FIELD VERIFY. ADOPTIVE CLEARANCES TO ALL OPENINGS, WALLS, ETC. (TYP.) SEE SCHEDULES FOR VENT SIZES.

FACILITY STRATEGIES GROUP, LLC
 1012 Market St., Suite 307
 Fort Mill, SC 29708
 Ph: 803-572-2716
 Fx: 803-548-2514
 www.facilities.com

This plan and all associated notes, schedules, and specifications are the property of Facility Strategies Group, LLC. Use of these plans other than for this specific project and location is prohibited. Unauthorized use will be subject to legal action.

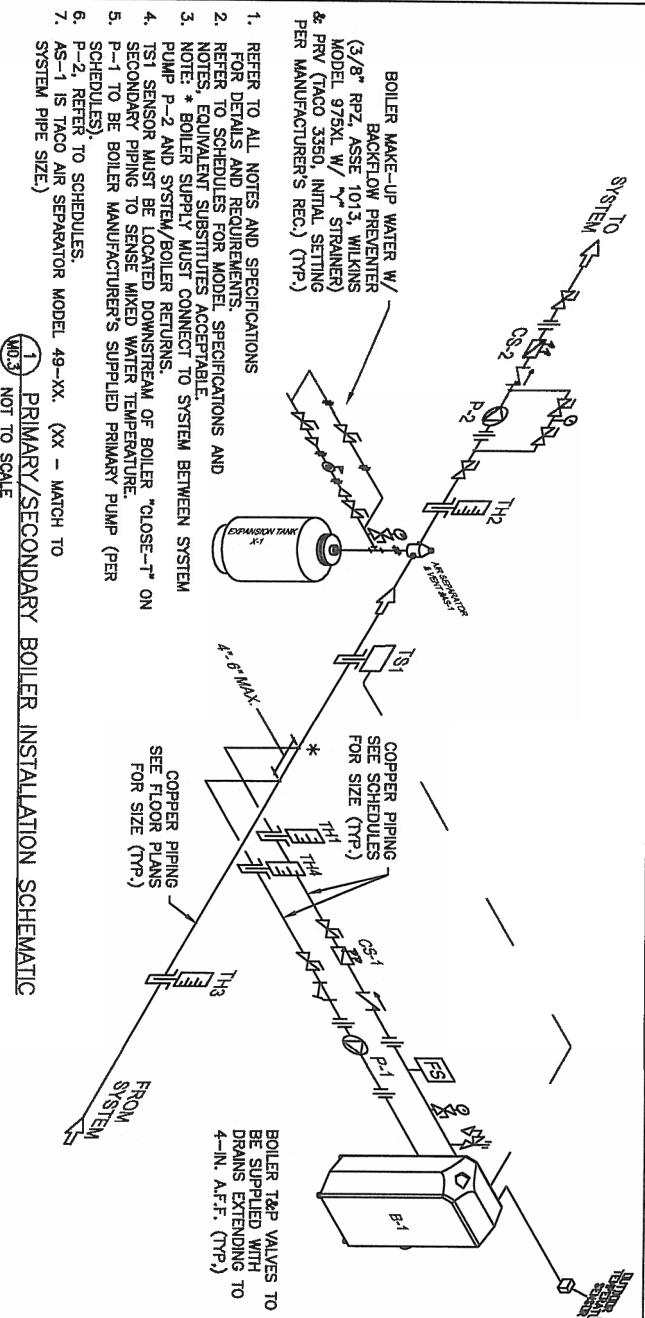


Project Name:
 Boiler/DHW Renovation,
 Washington Gardens
 Portland, Maine

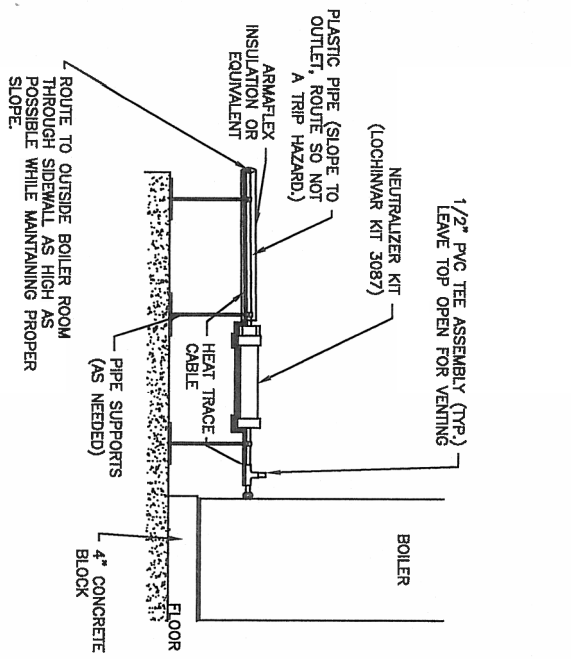
Revisions	Rev. No.	Description
	0	04/09/15 Rev. 01

Drawn by: PAM
 Checked by: MHP
 Sheet Name:
 MECHANICAL FLOORPLANS,
 DEMOLITION & NEW CONSTR.
 Sheet Number:

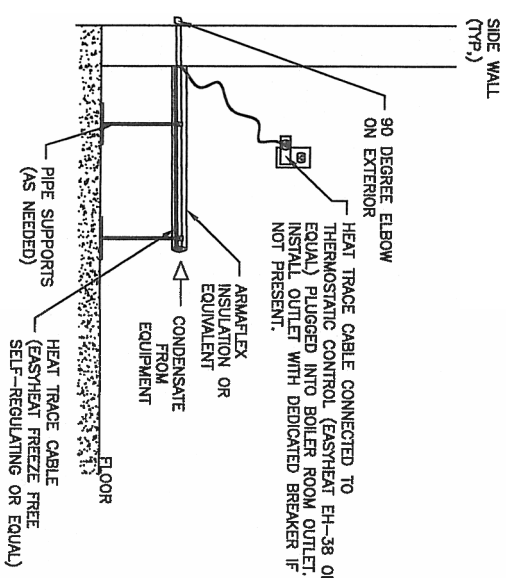
M-1
 4 of 4



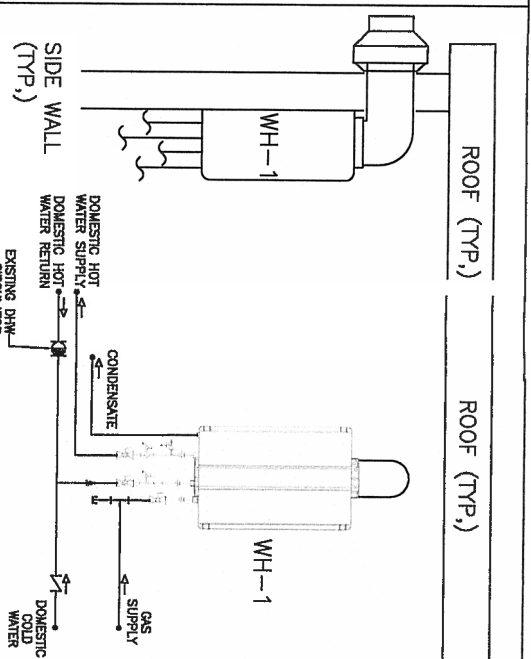
1 PRIMARY/SECONDARY BOILER INSTALLATION SCHEMATIC
NOT TO SCALE



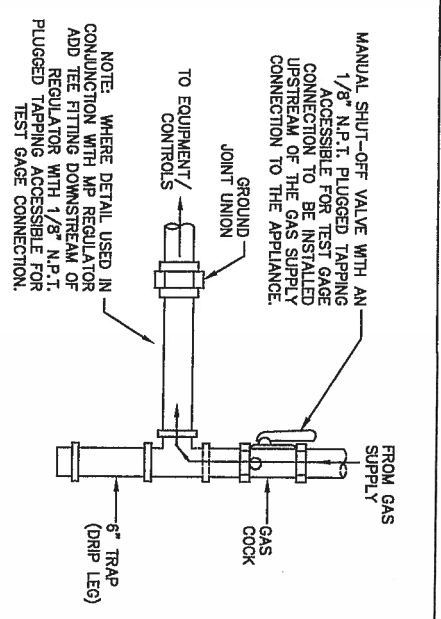
3 CONDENSATE NEUTRALIZATION DETAIL (TYP.)
NOT TO SCALE



4 CONDENSATE DRAIN DETAIL (TYP.)
NOT TO SCALE



2 INSTANTANEOUS HOT WATER HEATER DETAIL
NOT TO SCALE



5 GAS SUPPLY DETAIL
NOT TO SCALE

FACILITY STRATEGIES GROUP, LLC
1012 Market St., Suite 307
Fort Mill, SC 29708
Ph: 803-572-2116
Ft: 803-548-2511
www.istrategies.com

This plan and all associated notes, schedules, and specifications are the property of Facility Strategies Group, LLC. Use of these plans other than for this specific project and location is prohibited. Unauthorized use will be subject to legal action.

PROFESSIONAL ENGINEER
STATE OF MAINE
MATTHEW M. PESCOC
No. 12069
4/9/15

Project Name:
**Boiler/DHW Renovation,
Washington Gardens
Portland, Maine**

Revision	Description
0	15/03/15/01/01/01/01/01

Drawn by: PLM
Checked by: MNP

Sheet Name:
Mechanical, Notes & Specifications
Sheet Number

M-0.3
3 of 4