

Location of Construction: 70 Presumpscot St		Owner: Soule, Margaret		Phone: 729-3981		Permit No: 970409
Owner Address: SAA Ptld, ME 04103		Lessee/Buyer's Name:		BusinessName:		
Contractor Name: Namco		Address:		Phone:		<div style="border: 2px solid black; padding: 5px; text-align: center;"> PERMIT ISSUED Permit Issued: MAY - 6 1997 CITY OF PORTLAND </div>
Past Use: 1-fam		Proposed Use: Same		COST OF WORK: \$ 2,800.00 PERMIT FEE: \$ 35.00 FIRE DEPT. <input type="checkbox"/> Approved <input type="checkbox"/> Denied INSPECTION: Use Group: <u>U</u> Type: Signature: <i>[Signature]</i>		
Proposed Project Description: Install above-ground pool		PEDESTRIAN ACTIVITIES DISTRICT (P.A.D.) Action: Approved <input type="checkbox"/> Approved with Conditions: <input type="checkbox"/> Denied <input type="checkbox"/> Signature: _____ Date: _____		Signature: <i>[Signature]</i> Zone: <u>R-5</u> CBL: 428-J-012 Zoning Approval: <i>OK per New Submittal 5/2/97</i> Special Zone or Reviews: <input type="checkbox"/> Shoreland <input type="checkbox"/> Wetland <input type="checkbox"/> Flood Zone <input type="checkbox"/> Subdivision <input type="checkbox"/> Site Plan maj <input type="checkbox"/> minor <input type="checkbox"/> mm <input type="checkbox"/>		
Permit Taken By: Mary Gresik		Date Applied For: 24 April 1997				

1. This permit application does not preclude the Applicant(s) from meeting applicable State and Federal rules.
2. Building permits do not include plumbing, septic or electrical work.
3. Building permits are void if work is not started within six (6) months of the date of issuance. False information may invalidate a building permit and stop all work..

PERMIT ISSUED WITH REQUIREMENTS

CERTIFICATION

I hereby certify that I am the owner of record of the named property, or that the proposed work is authorized by the owner of record and that I have been authorized by the owner to make this application as his authorized agent and I agree to conform to all applicable laws of this jurisdiction. In addition, if a permit for work described in the application is issued, I certify that the code official's authorized representative shall have the authority to enter all areas covered by such permit at any reasonable hour to enforce the provisions of the code(s) applicable to such permit

Margaret M. Soule 24 April 1997 772-0589 home
 SIGNATURE OF APPLICANT Margaret Soule ADDRESS: DATE: PHONE:

RESPONSIBLE PERSON IN CHARGE OF WORK, TITLE PHONE:
 White-Permit Desk Green-Assessor's Canary-D.P.W. Pink-Public File Ivory Card-Inspector

Zoning Appeal

Variance
 Miscellaneous
 Conditional Use
 Interpretation
 Approved
 Denied

Historic Preservation

Not in District or Landmark
 Does Not Require Review
 Requires Review

Action:

Approved
 Approved with Conditions
 Denied

Date: 4/24/97
rk

CEO DISTRICT 6
M. Leary

City of Portland, Maine – Building or Use Permit Application 389 Congress Street, 04101, Tel: (207) 874-8703, FAX: 874-8716

Location of Construction: 70 Presumpscot St		Owner: Soule, Margaret		Phone: 729-3981		Permit No: 970409	
Owner Address: SAA Field, ME 04103		Lessee/Buyer's Name:		Phone:		Business Name:	
Contractor Name: Nanco		Address:		Phone:		<div style="border: 2px solid black; padding: 5px; text-align: center;"> PERMIT ISSUED Permit Issued: MAY - 6 1997 CITY OF PORTLAND </div>	
Past Use: i-lan		Proposed Use: Same		COST OF WORK: \$ 2,800.00 PERMIT FEE: \$ 35.00		INSPECTION: Use Group: Type:	
Proposed Project Description: Install above-ground pool		FIRE DEPT. <input type="checkbox"/> Approved <input type="checkbox"/> Denied		Signature:		Signature:	
		PEDESTRIAN ACTIVITIES DISTRICT (P.A.D.) Action: <input type="checkbox"/> Approved <input type="checkbox"/> Approved with Conditions <input type="checkbox"/> Denied		Signature:		Date:	
Permit Taken By: Mary Gresek		Date Applied For: 24 April 1997				Zoning Approval: Zone: CBL: 428-J-012 Special Zone or Reviews: <input type="checkbox"/> Shoreland <input type="checkbox"/> Wetland <input type="checkbox"/> Flood Zone <input type="checkbox"/> Subdivision <input type="checkbox"/> Site Plan maj <input type="checkbox"/> minor <input type="checkbox"/> mm <input type="checkbox"/>	

1. This permit application does not preclude the Applicant(s) from meeting applicable State and Federal rules.
2. Building permits do not include plumbing, septic or electrical work.
3. Building permits are void if work is not started within six (6) months of the date of issuance. False information may invalidate a building permit and stop all work..

- Zoning Appeal**
- Variance
 - Miscellaneous
 - Conditional Use
 - Interpretation
 - Approved
 - Denied

- Historic Preservation**
- Not in District or Landmark
 - Does Not Require Review
 - Requires Review

- Action:**
- Approved
 - Approved with Conditions
 - Denied

Date: 4/21/97

PERMIT ISSUED WITH REQUIREMENTS

CERTIFICATION

I hereby certify that I am the owner of record of the named property, or that the proposed work is authorized by the owner of record and that I have been authorized by the owner to make this application as his authorized agent and I agree to conform to all applicable laws of this jurisdiction. In addition, if a permit for work described in the application is issued, I certify that the code official's authorized representative shall have the authority to enter all areas covered by such permit at any reasonable hour to enforce the provisions of the code(s) applicable to such permit

SIGNATURE OF APPLICANT Margaret Soule ADDRESS: _____ DATE: 24 April 1997 PHONE: _____

RESPONSIBLE PERSON IN CHARGE OF WORK, TITLE _____ PHONE: _____

White-Permit Desk Green-Assessor's Canary-D.P.W. Pink-Public File Ivory Card-Inspector

CEO DISTRICT 6

unit to prevent overturning or uplift. The owner of the parking space shall anchor or cause to be anchored all mobile units located on the parking space. Where concrete platforms are provided for the parking of mobile units, anchorage shall be provided by eyelets embedded in the concrete with adequate anchor plates or hooks, or other suitable means. The anchorage shall be adequate to withstand wind forces and uplift as required in Chapter 16 for buildings and structures, based upon the size and weight of the units.

SECTION 421.0 SWIMMING POOLS

421.1 General: Swimming and bathing pools shall conform to the requirements of this section, provided that these regulations shall not be applicable to any such pool less than 24 inches (610 mm) deep or having a surface area less than 250 square feet (23.25 m²), except where such pools are permanently equipped with a water-recirculating system or involve structural materials. For the purposes of this code, pools are classified as private swimming pools or public swimming pools, as defined in Section 421.2. Materials and constructions used in swimming pools shall comply with the applicable requirements of this code.

421.2 Definitions: The following words and terms shall, for the purposes of this section and as used elsewhere in this code, have the meanings shown herein.

Pools, swimming, hot tubs and spas

Above-ground/on-ground pool: See definition of private swimming pool.

Barrier: A fence, a wall, a building wall, the wall of an above-ground swimming pool or a combination thereof, which completely surrounds the swimming pool and obstructs access to the swimming pool.

Hot tub: See definition of private swimming pool.

In-ground pool: See definition of private swimming pool.

Power safety cover: A pool cover which is placed over the water area, and is opened and closed with a motorized mechanism activated by a control switch.

Private swimming pool: Any structure that contains water over 24 inches (610 mm) in depth and which is used, or intended to be used, for swimming or recreational bathing in connection with an occupancy in Use Group R-3 and which is available only to the family and guests of the householder. This includes in-ground, above-ground and on-ground swimming pools, hot tubs and spas.

Private swimming pool, indoor: Any private swimming pool that is totally contained within a private structure and surrounded on all four sides by walls of said structure.

Private swimming pool, outdoor: Any private swimming pool that is not an indoor pool.

Public swimming pool: Any swimming pool other than a private swimming pool.

Spa: See definition of private swimming pool.

421.3 Permits and construction documents: A swimming pool or appurtenances thereto shall not be constructed, installed, enlarged or altered until construction documents have been submitted and a permit has been obtained from the code official. The approval of all city, county and state authorities having jurisdiction over swimming pools shall be obtained before applying to the code official for a permit. Certified copies of these

approvals shall be filed as part of the supporting data for the permit application.

421.3.1 Construction documents: Construction documents shall accurately show dimensions and construction of the pool and appurtenances and properly established distances to lot lines, buildings, walks and fences, as well as details of the water supply system, drainage and water disposal systems, and all appurtenances pertaining to the swimming pool. Detailed construction documents of structures, vertical elevations and sections through the pool showing depth shall be included.

421.4 Locations: Private swimming pools shall not encroach on any front or side yard required by this code or by the governing zoning law, unless in accordance with specific rules of the jurisdiction in which the pool is located. A wall of a swimming pool shall not be located less than 6 feet (1829 mm) from any rear or side property line or 10 feet (3048 mm) from any street property line, unless in accordance with specific rules of the jurisdiction in which the pool is located.

421.5 Structural design: The pool structure shall be engineered and designed to withstand the expected forces to which the pool will be subjected.

421.5.1 Wall slopes: To a depth up to 2 feet 9 inches (838 mm) from the top, the wall slope shall not be more than one unit horizontal in five units vertical (1:5).

421.5.2 Floor slopes: The slope of the floor on the shallow side of the transition point shall not exceed one unit vertical to seven units horizontal (1:7). For public pools greater than 1,200 square feet (111.6 m²), the slope of the floor on the shallow side of the transition point shall not exceed one unit vertical to ten units horizontal (1:10). The transition point between shallow and deep water shall not be more than 5 feet (1524 mm) deep.

421.5.3 Surface cleaning: All swimming pools shall be provided with a recirculating skimming device or overflow gutters to remove scum and foreign matter from the surface of the water. Where skimmers are used for private pools, there shall be at least one skimming device for each 1,000 square feet (93 m²) of surface area or fraction thereof. For public pools where water skimmers are used, there shall be at least one skimming device for each 600 square feet (55.8 m²) of surface area or fraction thereof. Overflow gutters shall not be less than 3 inches (76 mm) deep and shall be pitched to a slope of one unit vertical to 48 units horizontal (1:48) toward drains; and constructed so that such gutters are safe, cleanable and that matter entering the gutters will not be washed out by a sudden surge of entering water.

421.5.4 Walkways: All public swimming pools shall have walkways not less than 4 feet (1219 mm) in width extending entirely around the pool. Curbs or sidewalks around any swimming pool shall have a slip-resistant surface for a width of not less than 1 foot (305 mm) at the edge of the pool, and shall be so arranged as to prevent return of surface water to the pool.

421.5.5 Steps and ladders: At least one means of egress shall be provided from private pools. Public pools shall provide

ladders to other *means of egress* at both sides of the diving section and at least one *means of egress* at the shallow section; or at least one *means of egress* in the deep section and the shallow section if diving boards are not provided. Treads of steps and ladders shall have slip-resistant surfaces and handrails on both sides, except that handrails are not required where there are not more than four steps or where the steps extend the full width of the side or end of the pool. Treads and risers of the pool steps shall conform to the following:

1. Step treads shall have a minimum unobstructed horizontal depth of 10 inches (254 mm) and a minimum unobstructed surface area of 240 square inches (0.15 m²).
2. Risers shall have a maximum uniform height of 12 inches (305 mm) as measured at the centerline of the tread. The height of the bottom riser shall not vary more than plus or minus 2 inches (51 mm) from the uniform riser height.

421.6 Water supply: All swimming pools shall be provided with a potable water supply, free of cross connections with the pool or its equipment.

421.6.1 Water treatment: Public swimming pools shall be designed and installed so that there is a pool water turnover at least once every 8 hours. Filters shall not filter water at a rate in excess of 3 gallons per minute per square foot (123 L/min/m²) of surface area. The treatment system shall be designed and installed so that at all times when the pool is occupied, the water is provided with excess chlorine of not less than 0.4 parts per million (ppm) or more than 0.6 ppm, or excess chloramine between 0.7 and 1.0 ppm, or disinfection shall be provided by other approved means. Acidity/alkalinity of the pool water shall not be below 7.0 or more than 7.5. All recirculating systems shall be provided with an approved hair and lint strainer installed in the system ahead of the pump.

Private swimming pools shall be designed and installed so that there is a pool water turnover at least once every 18 hours. Filters shall not filter water at a rate in excess of 5 gallons per minute per square foot (205 L/min/m²) of surface area. The pool owner shall be instructed in the care and maintenance of the pool by the supplier or builder, including treatment with high-test calcium hypochlorite (dry chlorine), sodium hypochlorite (liquid chlorine) or equally effective germicide and algicide, and the importance of proper pH (alkalinity and acidity) control.

421.6.2 Drainage systems: The swimming pool and equipment shall be equipped to be emptied completely of water and the discharged water shall be disposed of in an approved manner that will not create a nuisance to adjoining property.

421.7 Appurtenant structures: All *appurtenant structures*, installations and equipment, such as showers, dressing rooms, equipment houses or other buildings and structures, including plumbing, heating and air conditioning systems, shall comply with all applicable requirements of this code.

421.7.1 Accessories: All swimming pool accessories shall be designed, constructed and installed so as not to be a safety hazard. Installations or structures for diving purposes shall be properly anchored to insure stability.

421.8 Equipment installations: Pumps, filters and other mechanical and electrical equipment for public swimming pools shall be enclosed in such a manner as to provide access only to authorized persons and not to bathers. Construction and drainage shall be arranged to avoid the entrance and accumulation of water in the vicinity of electrical equipment.

421.9 Enclosures for public swimming pools: Public swimming pools shall be provided with an enclosure surrounding the pool area. The enclosure shall meet the provisions of Sections 421.9.1 through 421.9.3.

421.9.1 Enclosure: The enclosure shall extend not less than 4 feet (1219 mm) above the ground. All gates shall be self-closing and self-latching with latches placed at least 4 feet (1219 mm) above the ground.

421.9.2 Construction: Enclosure fences shall be constructed so as to prohibit the passage of a sphere larger than 4 inches (102 mm) in diameter through any opening or under the fence. Fences shall be designed to withstand a horizontal concentrated *load* of 200 pounds (896 N) applied on a 1-square-foot (0.093 m²) area at any point of the fence.

421.9.3 Alternative devices: A natural barrier, pool cover or other protective device approved by the governing body shall be an acceptable enclosure as long as the degree of protection afforded by the substituted device or structure is not less than the protection afforded by the enclosure, gate and latch described herein.

421.10 Enclosures for private swimming pools, spas and hot tubs: Private swimming pools, spas and hot tubs shall be enclosed in accordance with Sections 421.10.1 through 421.10.4 or by other approved barriers.

421.10.1 Outdoor private swimming pool: An outdoor private swimming pool, including an in-ground, above-ground or on-ground pool, hot tub or spa shall be provided with a barrier which shall comply with the following.

1. The top of the barrier shall be at least 48 inches (1219 mm) above finished ground level measured on the side of the barrier which faces away from the swimming pool. The maximum vertical clearance between finished ground level and the barrier shall be 2 inches (51 mm) measured on the side of the barrier which faces away from the swimming pool. Where the top of the pool structure is above finished ground level, such as an above-ground pool, the barrier shall be at finished ground level, such as the pool structure, or shall be mounted on top of the pool structure. Where the barrier is mounted on the pool structure, the opening between the top surface of the pool frame and the bottom of the barrier shall not allow passage of a 4-inch (102 mm) diameter sphere.
2. Openings in the barrier shall not allow passage of a 4-inch (102 mm) diameter sphere.
3. Solid barriers shall not contain indentations or protrusions except for normal construction tolerances and tooled masonry joints.
4. Where the barrier is composed of horizontal and vertical members and the distance between the tops of the horizontal members is less than 45 inches (1143 mm),

the horizontal members shall be located on the swimming pool side of the fence. Spacing between vertical members shall not exceed $1\frac{3}{4}$ inches (44 mm) in width. Decorative cutouts shall not exceed $1\frac{3}{4}$ inches (44 mm) in width.

5. Where the barrier is composed of horizontal and vertical members and the distance between the tops of the horizontal members is 45 inches (1143 mm) or more, spacing between vertical members shall not exceed 4 inches (102 mm). Decorative cutouts shall not exceed $1\frac{3}{4}$ inches (44 mm) in width.
6. Maximum mesh size for chain link fences shall be a $1\frac{1}{4}$ -inch (32 mm) square unless the fence is provided with slats fastened at the top or the bottom which reduce the openings to not more than $1\frac{3}{4}$ -inches (44 mm).
7. Where the barrier is composed of diagonal members, such as a lattice fence, the maximum opening formed by the diagonal members shall be not more than $1\frac{3}{4}$ inches (44 mm).
8. Access gates shall comply with the requirements of items 1 through 7 of Section 421.10.1, and shall be equipped to accommodate a locking device. Pedestrian access gates shall open outwards away from the pool and shall be self-closing and have a self-latching device. Gates other than pedestrian access gates shall have a self-latching device. Where the release mechanism of the self-latching device is located less than 54 inches (1372 mm) from the bottom of the gate: (a) the release mechanism shall be located on the pool side of the gate at least 3 inches (76 mm) below the top of the gate; and (b) the gate and barrier shall not have an opening greater than $\frac{1}{2}$ inch (13 mm) within 18 inches (457 mm) of the release mechanism.

9. Where a wall of a dwelling unit serves as part of the barrier and contains a door that provides direct access to the pool, one of the following shall apply:

9.1. All doors with direct access to the pool through that wall shall be equipped with an alarm which produces an audible warning when the door and its screen, if present, are opened. The audible warning shall commence not more than 7 seconds after the door and door screen, if present, are opened and shall sound continuously for a minimum of 30 seconds. The alarm shall have a minimum sound pressure rating of 85 dBA at 10 feet (3048 mm) and the sound of the alarm shall be distinctive from other household sounds such as smoke alarms, telephones and door bells. The alarm shall automatically reset under all conditions. The alarm shall be equipped with manual means, such as touchpads or switches, to deactivate temporarily the alarm for a single opening from either direction. Such deactivation shall last for not more than 15 seconds.

The deactivation touchpads or switches shall be located at least 54 inches (1372 mm) above the threshold of the door.

- 9.2. All doors with direct access to the pool through that wall shall be equipped with a self-closing and self-latching device with the release mechanism located a minimum of 54 inches (1372 mm) above the floor. Swinging doors shall open away from the pool area.
- 9.3. The pool shall be equipped with a power safety cover. Where in a closed position, the cover shall be capable of holding a weight of 485 pounds (2157 N), shall not have any openings that allow passage of a $4\frac{1}{2}$ -inch (114 mm) sphere and shall incorporate a system to drain standing water that collects on the cover. The cover control switch shall be permanently installed in accordance with NFPA 70 listed in Chapter 35, and be key-operated and of a spring-loaded or momentary-contact type. Where the switch is released, the operation of the cover shall stop instantly and be capable of reversing direction immediately. The switch shall be in the line of sight of the complete pool cover.
10. Where an above-ground pool structure is used as a barrier or where the barrier is mounted on top of the pool structure, and the means of access is a fixed or removable ladder or steps, the ladder or steps shall be surrounded by a barrier which meets the requirements of items 1 through 9 of Section 421.10.1. A removable ladder shall not constitute an acceptable alternative to enclosure requirements.

421.10.2 Indoor private swimming pool: All walls surrounding an indoor private swimming pool shall comply with Section 421.10.1, item 9.

421.10.3 Prohibited locations: Barriers shall be located so as to prohibit permanent structures, equipment or similar objects from being used to climb the barriers.

421.10.4 Exemptions: The following shall be exempt from the provisions of this section.

1. A spa or hot tub with an approved safety cover.
2. Fixtures which are drained after each use.

421.11 Diving boards: Minimum water depths and distances for diving hoppers for pools, based on board height above water, shall comply with Table 421.11(1) for public pools and Table 421.11(2) for private pools.

The maximum slope permitted between point D_2 and the transition point shall not exceed one unit vertical to three units horizontal (1:3) in private and public pools. D_1 is the point directly under the end of the diving boards. D_2 is the point at which the floor begins to slope upwards to the transition point. See Figure 421.11.

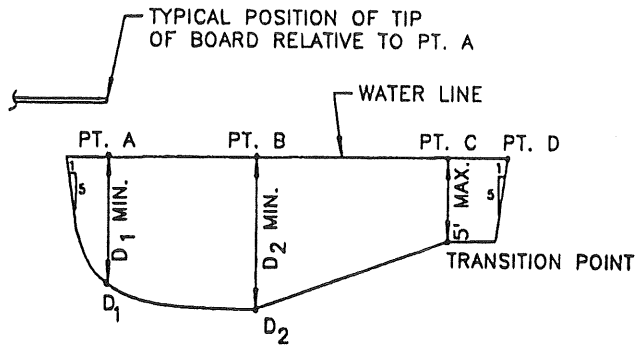


Figure 421.11
MINIMUM WATER DEPTHS AND DISTANCES BASED ON BOARD
HEIGHT FOR PUBLIC AND PRIVATE POOLS

Table 421.11(1)
MINIMUM WATER DEPTHS AND DISTANCES BASED ON BOARD
HEIGHT FOR PUBLIC POOLS

Board height	Minimum depth ^a at D ₁ directly under end of board	Distance ^a between D ₁ and D ₂	Minimum depth ^a at D ₂
2'2" (2/3 meter)	7'0"	8'0"	8'6"
2'6" (3/4 meter)	7'6"	9'0"	9'0"
1 meter	8'6"	10'0"	10'0"
3 meter	11'0"	10'0"	12'0"

Note a. 1 foot = 304.8 mm.

Table 421.11(2)
MINIMUM WATER DEPTHS AND DISTANCES BASED ON BOARD
HEIGHT FOR PRIVATE POOLS

Board height	Minimum depth ^a at D ₁ directly under end of board	Distance ^a between D ₁ and D ₂	Minimum depth ^a at D ₂
1'8" (1/2 meter)	6'0"	7'0"	7'6"
2'2" (3/4 meter)	6'10"	7'6"	8'0"
2'6" (3/4 meter)	7'5"	8'0"	8'0"
3'4" (1 meter)	8'6"	9'0"	9'0"

Note a. 1 foot = 304.8 mm.

Applicant: Margaret Soule
Address: 70 Presumpscot St

Date: 4/30/97
C-B-L: 428-J-12

CHECK-LIST AGAINST ZONING ORDINANCE

Date - ENSHIG

Zone Location - R-5

Interior or corner lot - Shaw St

Proposed Use/Work - erect above ground pool

Sewage Disposal -

Lot Street Frontage -

Front Yard -

Rear Yard -



Side Yard -

Projections -

Width of Lot -

Height -

Lot Area -

Lot Coverage/ Impervious Surface -

Area per Family -

Off-street Parking -

Loading Bays -

Site Plan -

Shoreland Zoning/ Stream Protection -

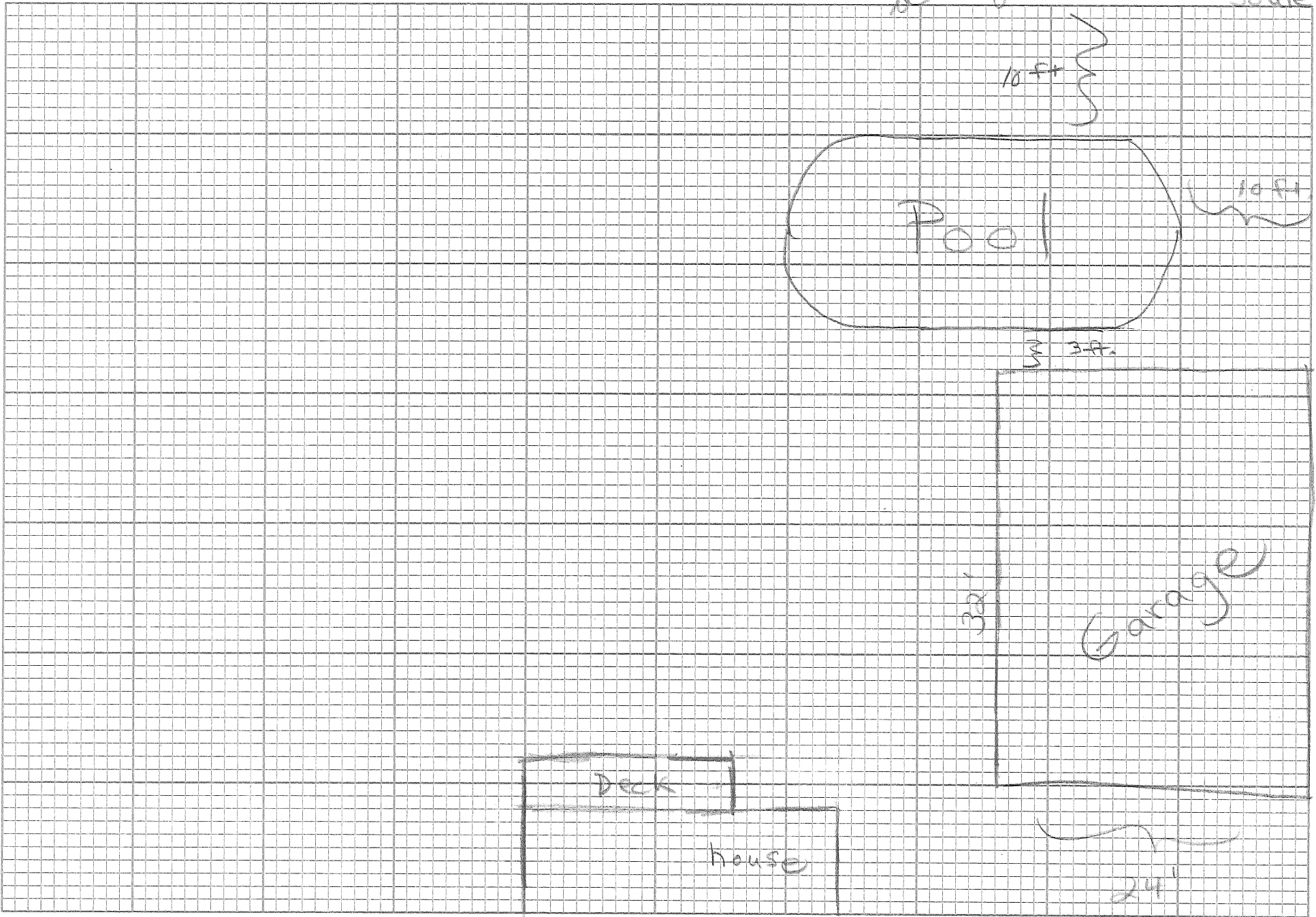
Flood Plains -

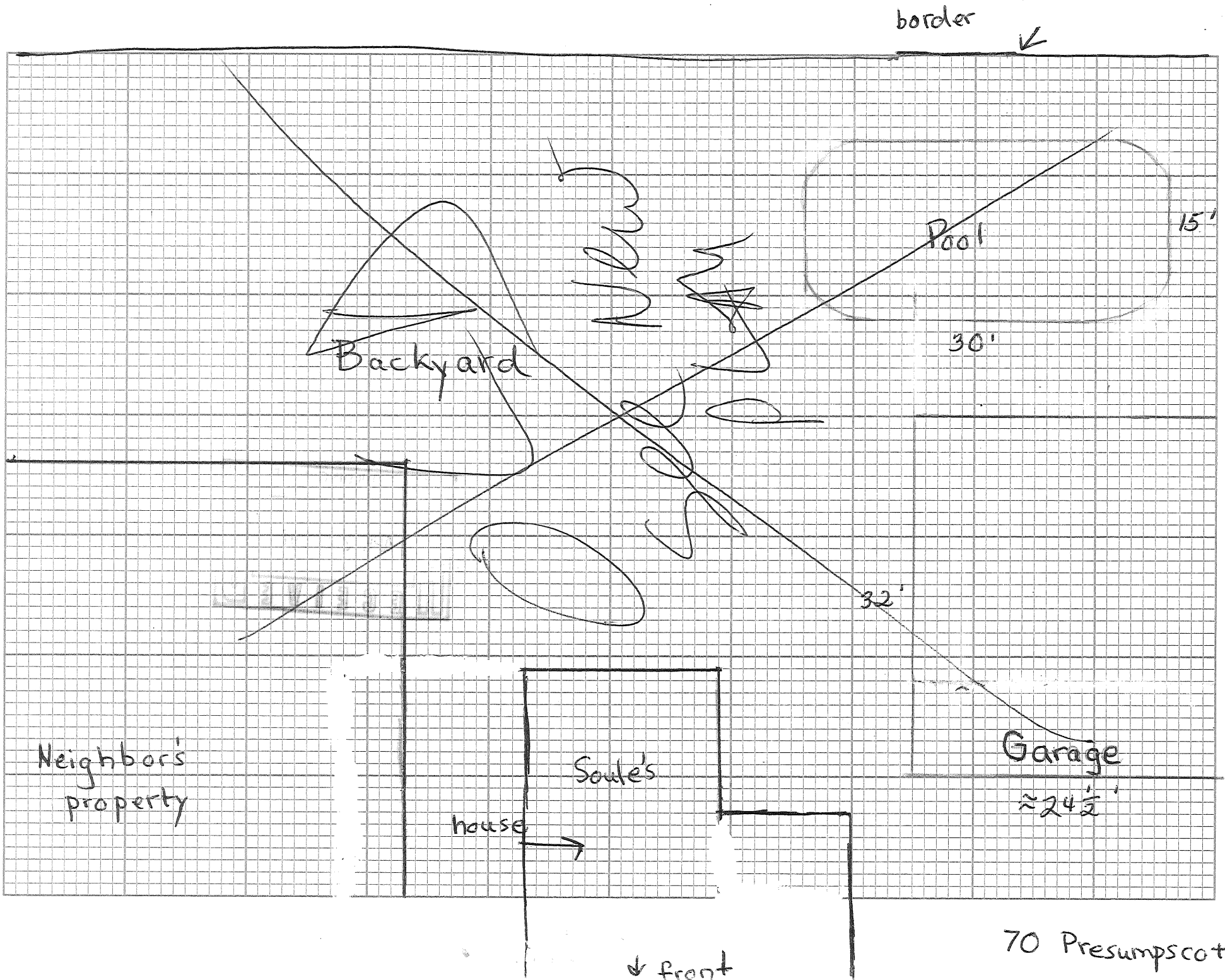
} requires 10' on sides and rear
New plan submitted 5/2/97

Shows 10'
(Garage is Accessory -
doesn't need to
be 10' from it -
Needs to be 10'
from principle bldg)

Received 5/2/97

revised design for 70 Presumpscot
Mort + Margaret
Soule





MIGHTY SUN



52 and 48 inch High Pools

Soule



TAOS - 30 Year Limited Warranty
SILTEX Frame and Wall

TOLEDO - 25 Year Limited Warranty
SILTEX Frame and Acrylic Enamel Wall



CORONA - 30 Year Limited Warranty
SILTEX Frame and Wall

PALOMA - 25 Year Limited Warranty
SILTEX Frame and Acrylic Enamel Wall

MIGHTY SUN TAOS - CORONA 30 YEAR LIMITED WARRANTY TOLEDO - PALOMA 25 YEAR LIMITED WARRANTY

Tastefully Patterned Pools to Enhance a Backyard Recreation Area.
Finishes Proven to Provide Superior Resistance Against Corrosion and Weathering in All Climates.
Our Commitment to Quality and Engineering Integrity Assure Years of Pool Enjoyment.

FEATURES

WALLS: TAOS AND CORONA Models feature highly weather-resistant SILTEX coating - premium grade two-tone textured silicon polyester finish.

TOLEDO AND PALOMA Models coated with high gloss baked acrylic enamel.

All walls are alkaline cleaned copper bearing steel with G-90 hot-dip galvanization and deeply corrugated for added wall strength.

Walls are pre-cut to accept skimmer and filter return fittings.

FRAME: All frame components are alkaline-cleaned copper bearing steel with G-110 hot-dip galvanization.

TOP SEATS and VERTICALS coated with 2-tone textured SILTEX (baked silicon/polyester) with pebble grained appearance. A premium protective finish.

TOP and BOTTOM RAILS Baked acrylic enameled interlocking rails provide added support for a fully unitized frame and wall assembly.

JOINT CONNECTORS Universal top and bottom joints are machine-threaded and secured by chromate steel machine screws for maximum pool sturdiness.

SEAT COVERS 6-mil vinyl coated 2-piece snap-lock covers cap top seats and distribute stress to load bearing verticals.

**MANUFACTURER RESERVES THE RIGHT TO ALTER SPECIFICATIONS OR DISCONTINUE MODELS AND SIZES WITHOUT NOTICE.
ALL POOL SIZES ARE APPROXIMATE.**

FRAMES	SUPER-6	SUPER-7	SUPER 8
TAOS	6S-CX/TAX-	7B-CX/TAX-TA	8-CX/TAX-TA
TOLEDO	6S-CX/TOS	7B-CX/TOS-TO	8-CX/TOS-TO
CORONA	6S-EX/COX	7B-EX/COX-CO	8-EX/COX-CO
PALOMA	6S-EX/PAS	7B-EX/PAS-PA	8-EX/PAS-PA

SPECIFICATIONS:

Top Seats	6-in.	7-in.	8-in.
Verticals	5 1/2 x 2-in.	6 1/2 x 2 1/2-in.	6 1/2 x 2 1/2-in.
Top Covers	2-pc.	2-pc.	2-pc.
Rails	5/8-in.	1-in.	1-in.
Feature Strips	No	Yes	Yes

POOL SIZES:

Round: 15x52; 18x52; 21x52; 24x52; 27x52

Oval: 25x15x52; 30x15x52; 33x18x52

All Models also available with 48-inch pools.

ASAHI CHEMICAL INDUSTRY CO., LTD.

P.O. Box 521 Centerport, NY 11721-0521

Phone: (516) 261-1981 • FAX (516) 757-3118

MEMBER NATIONAL SPA AND POOL INSTITUTE

**WARNING: POOLS ARE NOT
DESIGNED FOR
JUMPING OR DIVING!
SHALLOW WATER!**

