

KEY	MANUFACTURER	DESCRIPTION	STYLE/COLOR	LOCATION	COMMENTS	REP
P1	BENJAMIN MOORE	LATEX EGGSHELL PAINT	COLOR: OC-53 HORIZON (NEUTRAL)	GENERAL WALL COLOR		NA
P2	BENJAMIN MOORE	SEMI-GLOSS LATEX PAINT	COLOR: 1551 LA PALDMA GRAY	ALL DOOR & WINDOW FRAMES		NA
P3	BENJAMIN MOORE	LATEX EGGSHELL PAINT	COLOR: 301 GLEN RIDGE GOLD	ACCENT WALL COLOR, SEE PLAN		NA
P4	BENJAMIN MOORE	LATEX EGGSHELL PAINT	COLOR: 1393 GRAPPA (PURPLE)	ACCENT WALL COLOR, SEE PLAN		NA
P5	BENJAMIN MOORE	LATEX EGGSHELL PAINT	COLOR: 1455 VINTAGE CHARM	ACCENT WALL COLOR, SEE PLAN		NA
P6	BENJAMIN MOORE	LATEX EGGSHELL PAINT	COLOR: 1542 HIMALAYAN TREK	ACCENT WALL COLOR, SEE PLAN		NA
L1	WILSONART	LAMINATE, GENERAL PURPOSE GRADE	COLOR: PEARL SOAPSTONE EDGE BAND: 3mm PVC FDG GREY 2425	COUNTER AT ADMIN 120 BUSINESS CENTER 122 COUNTER		ouellep@wilsonart.com
SS	WILSONART	SOLID SURFACE	COLOR: FLINT ROCK 9207CS PROVIDE A LIGHT SATIN FINISH	LEDGE AT ADMIN 120 LEDGE	1.5" THICKNESS, PENCIL EDGE	ouellep@wilsonart.com
BW	BARNBOARD	RECLAIMED WOOD	BARNBOARD WOOD, 8-9" WIDTH TONE: SILVER TONE	ACCENT END CAPS AT FEATURE WALL.	PROVIDE SAMPLES	NORSEAST ARCHITECTURAL ANTIQUES MILLWORK OR EQUAL (603) 394-0006 OR..... SHARPS LUMBER IN ASHLAND (603) 968-7981
W1	DL COUCH	VINYL WALLCOVERING BACKING: OSNABURG WIDTH: 54"	PATTERN: LANARK ANNEX L2-AX-06 COLOR: THEORY	ACCENT WALLS WHERE NOTED	VERIFY STOCK	Sumai Koundakjian (skoundakjian@dlcouch.com)
V1	MOHAWK GROUP	LUXURY VINYL TILE	STYLE: HOT & HEAVY PATTERN: GROWN UP CO075 COLOR: # 132 VERA SIZE: 9' X 59", 20 MIL	BREAK ROOM & COFFEE NICHE FLOORING, SEE PLAN FOR DIRECTION.	1/3 STAGGER, USE LIGHT TACK ADHESIVE, NO TRANSITION STRIP	Debra Jackson Debra_Jackson@Mohawkind.com
T1	BEST TILE	PORCELAIN STONE TILE	STYLE: VISION STONE COLOR: LEAD GLAZED SIZE: 6 X 36, RECTIFIED EDGE	ENTRY BORDER & ACCENT AT FEATURE WALL.	GROUT SHALL BE 1/4" LATI-CRETE #60 DUSTY GREY	Joe McGovern (jmcgovern@besttile.com)
C1	INTERFACE CARPET	MODULAR CARPET TILE	STYLE: DETOURS PATTERN COLOR: GREY BACKGROUND WITH GOLD ACCENT CUSTOM COLOR #264922-001 NOTE: PROVIDE SAMPLE FOR FINAL APPROVAL. SIZE: 50 cm X 50cm	OPEN OFFICE AREAS, CONFERENCE ROOMS AND PRIVATE OFFICES	MONOLITHIC INSTALLATION. REVIEW WITH DESIGNER	RyanAkers@interface.com
C2	SHAW CONTRACT	MODULAR CARPET TILE	STYLE: PATH TILE ST034 COLOR: LAVA 34549	WALK OFF MATTING IN ENTRY AND STAFF VESTIBULE	QUARTER TURN	kara.carrier@shawinc.com
B1	JOHNSONITE	VINYL STRAIGHT BASE	COLOR: # TBD, GAUGE 1/8" CONTINUOUS ROLL	USED WITH CARPET & RESILIENT WITH ALL NEW FLOORING		ROXANE SPEARS (781)258-2837 Roxane.Spears@tarkett.com
B2	BEST TILE	PORCELAIN STONE	STYLE: VISION STONE COLOR: LEAD GLAZED SIZE: 6 X 36, RECTIFIED EDGE	USED WITH ALL T1 PORCELAIN FLOOR TILE	SAME GROUT AS T1 NOTED ABOVE	Joe McGovern (jmcgovern@besttile.com)

### FINISHES NOTES


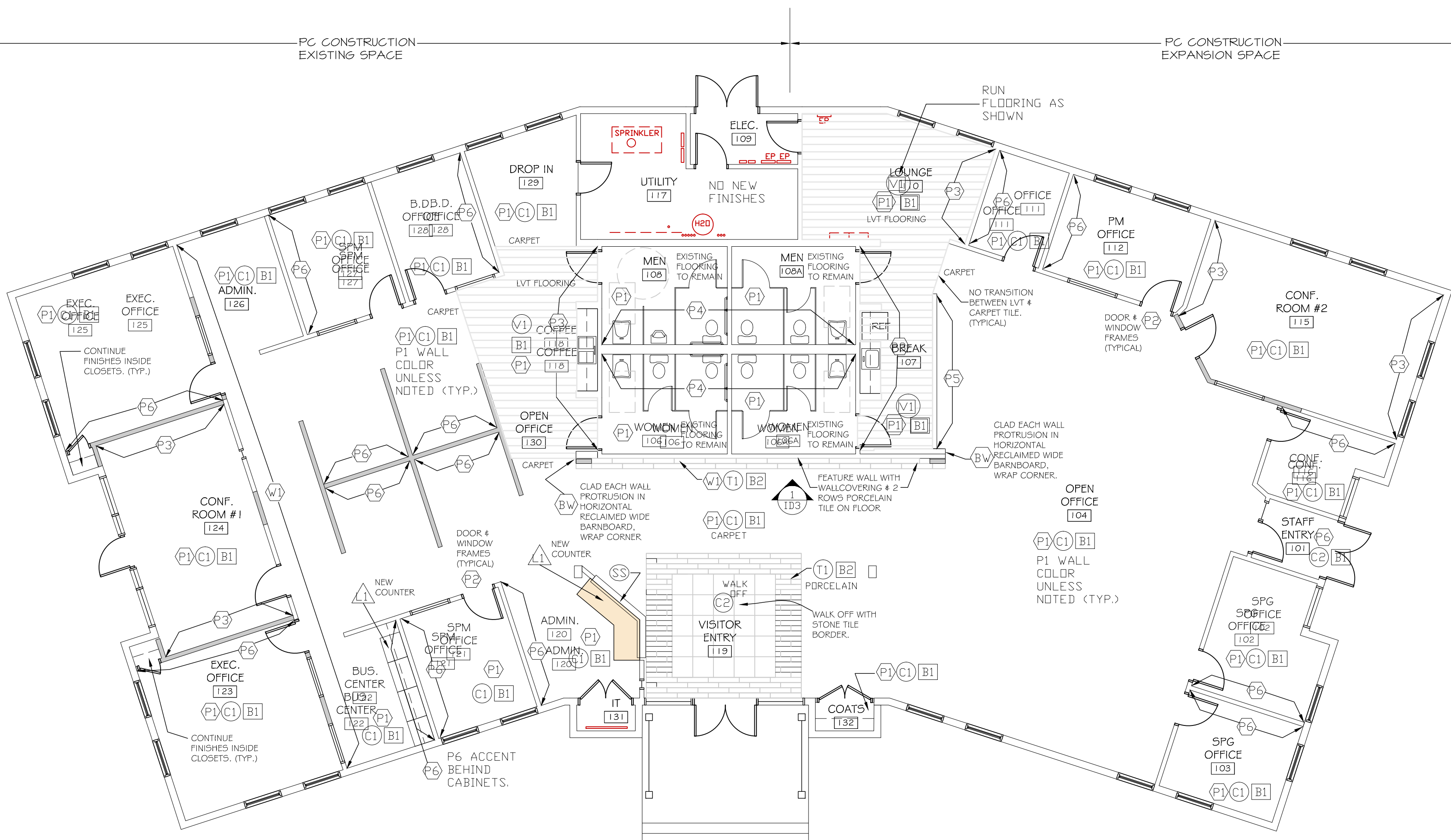
- ALL MATERIAL TO BE INSTALLED ACCORDING TO THE MANUFACTURER'S INSTRUCTION USING RECOMMENDED PREPARATIONS AND ADHESIVES.
  - CONTACT STIBLER ASSOCIATES WITH ANY DISCREPANCIES WITH NUMBERS OR NAMES OF PRODUCTS.
  - ALLOW FOR 6-8 WEEKS FOR LEAD TIMES ON MATERIALS. CONFIRM STOCK, LEAD TIMES, AND PRICING WITH EACH MANUFACTURER AND ORDER ACCORDINGLY.
- FLOORING:
- ALL FLOORING SHALL BE INSTALLED BY A CERTIFIED INSTALLER. CARPET SHALL BE INSTALLED PER CARPET AND RUG INSTITUTE COMMERCIAL GUIDELINES. CERAMIC & PORCELAIN TILE SHALL BE INSTALLED PER THE CURRENT TCNA HANDBOOK.
  - CONCRETE SUBFLOOR SHALL BE TESTED PRIOR TO INSTALLATION FOR MOISTURE CONTENT, CALCIUM CHLORIDE AND RELATIVE HUMIDITY. CONCRETE SHALL BE ADDRESSED AS/IF NEEDED PER FLOORING MATERIAL INSTALLATION REQUIREMENTS.
  - WHERE CHANGE IN FLOORING MATERIAL OCCUR, SUPPLY AND INSTALL APPROPRIATE ADA TRANSITION STRIPS WHERE NEEDED. USE SCHLUTTER SCHEINE E STAINLESS STEEL AT CARPET TILE TO PORCELAIN. NO TRANSITION AT CARPET TO LVT PLANK FLOORING.
  - FLOORING SHALL BE LEVELED WHERE REQUIRED, ESPECIALLY AT PORCELAIN FLOORING.
  - LAYOUT PORCELAIN TILES AS NEEDED TO USE WHOLE TILES. TILES TO BE STAGGERED 1/3.
- WALLS:
- WALL SURFACES WITHIN SCOPE SHALL BE PATCHED (IF APPLICABLE) AND PRIMED PRIOR TO PAINTING. ALL SURFACES SHALL BE FREE OF DIRT, DRYWALL DUST AND GREASE. ALL SURFACES SHALL RECEIVE THE FOLLOWING APPLICATIONS:  
 - INTERIOR METAL: ONE COAT OF METAL PRIMER, TWO COATS OF FINISH PER SCHEDULE  
 - HANDRAILS: DTM (DIRECT TO METAL) OR TWO-PART EPOXY  
 - DRYWALL: ONE COAT LATEX FLAT WALL PRIMER; TWO COATS OF EGGSHELL LATEX WALL PAINT PER SCHEDULE.  
 - WOOD: ONE COAT LATEX WOOD PRIMER; TWO COATS FINISH PER SCHEDULE.
- PAINTING SHALL BE FREE OF RUNS, DRIPS, SAGS, BRUSH MARKS, HOLIDAYS, AND COLOR VARIATIONS. ALL NAILS, SCREWS, TAPE, ETC MUST BE REMOVED PRIOR TO PAINTING.



3 Executive Park Drive  
Suite 106  
Bedford, NH 03110  
www.stibler.com

(603) 623-8952

Copyright © 2017 by Stibler Associates  
No reproduction without permission.




A1 FINISH PLAN

1/8" = 1'-0"

A10 ELVATION @ FRONT LOBBY

1/4" = 1'-0"

REV.	DESCRIPTION	DATE
00	FOR PERMIT	03/06/2017



**WBRC**  
ARCHITECTS • ENGINEERS  
WWW.WBRCAE.COM  
BANGOR, MAINE 207-947-4511  
PORTLAND, MAINE 207-938-4511  
SARASOTA, FLORIDA 941-556-0757

PC CONSTRUCTION  
OFFICE RENOVATION  
131 PRESUMPCOT ST.  
PORTLAND, ME

### FINISH PLAN, SCHEDULE AND NOTES

SHEET TITLE:	415700 - A-3	
WBRC CAD FILE:	415700 - A-3	
PROJECT No.:	415700	GRAPHIC SCALE: 0" = 1'
SCALE:	AS NOTED	
PM:	N/A	SHEET No. <b>A-3</b>
DRAWN BY:	AMC	
A/E OF RECORD:	RBB	

3/7/2017 12:05 PM T:\02 PROJECTS - MAINE\4101-4200\15700-PC CONSTRUCTION DOCUMENT REVIEW\2 DESIGN\DWG\BUD\PC CONSTRUCTION - OFFICE RENOVATION\SHEETS\415700-A-3 FINISH PLAN & SCHEDULE.DWG ADAM.COMSTOCK