

TOWN OF PORTSMOUTH
CITY OF PORTLAND, ME

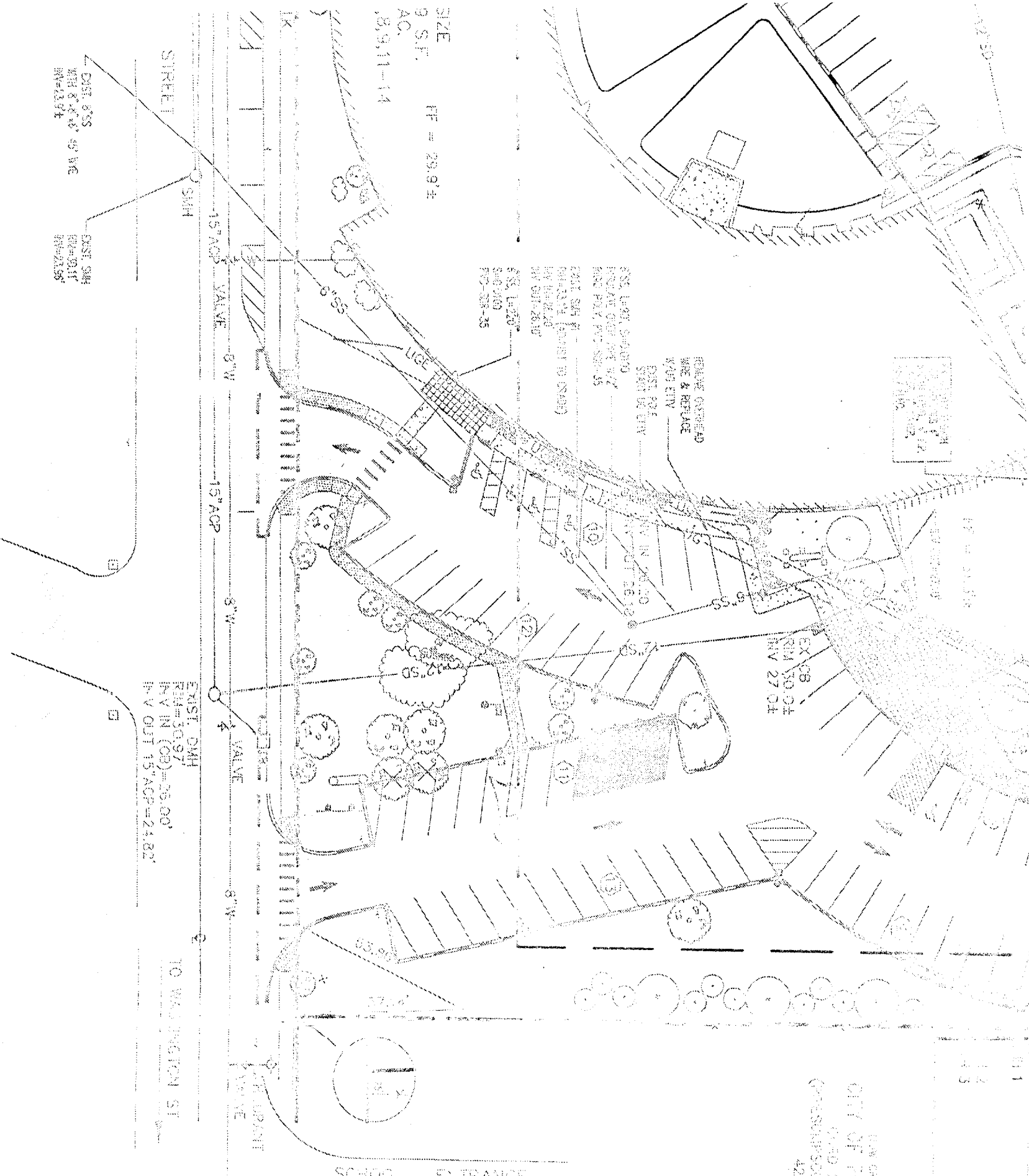
TOWN OF PORTSMOUTH
CITY OF PORTLAND, ME
OFFICE 2638-2205
(PRELIMINARY SCHOOL LOT)



NO.	DATE	DESCRIPTION	BY	CHKD.
1	10/1/00	PRELIMINARY	JAN 1	JAN 1
2	10/1/00	PRELIMINARY	JAN 2	JAN 2
3	10/1/00	PRELIMINARY	JAN 3	JAN 3
4	10/1/00	PRELIMINARY	JAN 4	JAN 4


1	1'-0"	30'	12'-0"
2	1'-0"	30'	12'-0"
3	1'-0"	30'	12'-0"

LAW OFFICE
 CITY OF PORTLAND, ME
 615 BROADWAY
 (PRESUMPSCOT SCHOOL LOT)
 427-1111



GRAPHIC SCALE
 (IN FEET)
 1 inch = 40 ft

REV	DATE	DESCRIPTION
1	04.19.05	RELEASED FOR OWNER REVIEW
2	04.20.05	SITE PLAN SUBMISSION TO CITY OF PORTLAND
3	07.19.05	RESUBMISSION TO CITY OF PORTLAND
4	08.30.05	FINAL APPROVED PLANS TO CITY
5	09.19.05	REVISED WATER SERVICES AND CURB/ISSUED TO OWNER



PROJECT ROUNDHOUSE PROPERTY EXPANSION
 125 PRESUMPSCOT STREET
 PORTLAND, MAINE

UTILITY PLAN


CLIENT JERRY ADE
 P O BOX 203

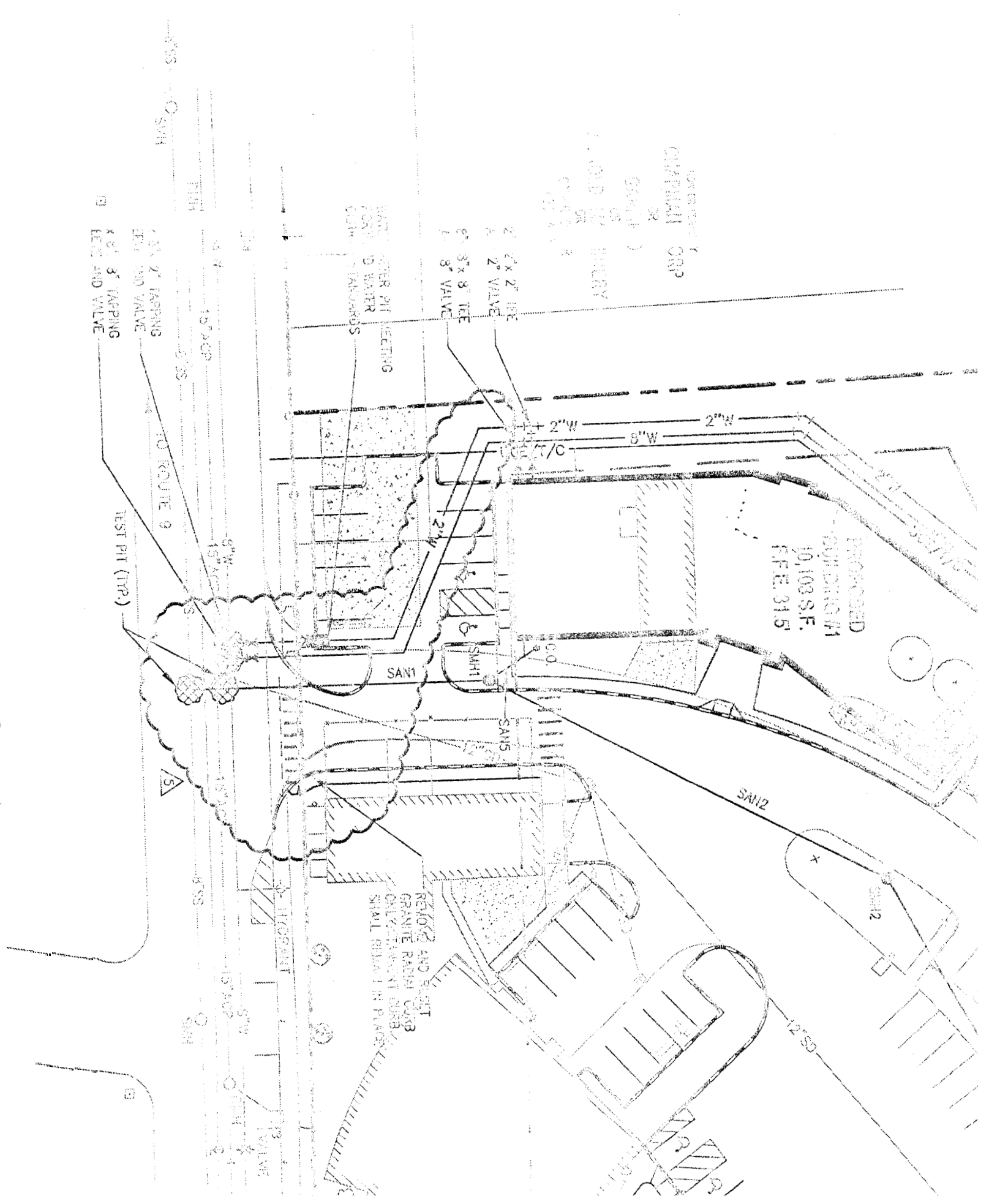
DelUCAHOTTMAN ASSOCIATES, INC.
 779 MAIN STREET, SUITE 8
 SOUTH PORTLAND, ME 04106
 (603) 784-1111
 WWW.DELUCAHOTTMAN.COM

DRAWN:	GNW	DATE:	APR 20 2005
DESIGNED:	JDJ	SCALE:	1" = 40'
CHECKED:	SRB	JOB NO.:	2659
FILE NAME:	2659-SP		

UTILITY NOTES:

1. THE CONTRACTOR SHALL BE RESPONSIBLE FOR OBTAINING ALL NECESSARY PERMITS AND APPROVALS FROM THE CITY OF PORTLAND AND THE PORTLAND WATER BUREAU AND THE PORTLAND SEWER BUREAU. THE CONTRACTOR SHALL BE RESPONSIBLE FOR OBTAINING ALL NECESSARY PERMITS AND APPROVALS FROM THE PORTLAND WATER BUREAU AND THE PORTLAND SEWER BUREAU. THE CONTRACTOR SHALL BE RESPONSIBLE FOR OBTAINING ALL NECESSARY PERMITS AND APPROVALS FROM THE PORTLAND WATER BUREAU AND THE PORTLAND SEWER BUREAU.
2. THE CONTRACTOR SHALL COORDINATE THE INSTALLATION OF AND/OR RELOCATION OF OVERHEAD TO UNDERGROUND TELEPHONE WITH VERIZON. CONTRACTOR SHALL BE RESPONSIBLE FOR CONDUITS.
3. ALL SANITARY SEWER WORK SHALL MEET THE STANDARDS OF THE CITY OF PORTLAND. SANITARY SEWER PIPE SHALL BE POLYPROPYLENE OR HDPE PIPE MEETING THE REQUIREMENTS OF SP8-35 FOR DRAINAGE PIPING, UNLESS OTHERWISE NOTED ON THE PLANS.
4. THE CONTRACTOR SHALL COORDINATE THE INSTALLATION OF ELECTRIC SERVICE WITH CENTRAL ENERGY. THE CONTRACTOR SHALL INCLUDE PROVISIONS OF THE USE AND OVERHEAD PRIMARY SERVICE SERVICE TO THE UNDERGROUND PRIMARY AND SECONDARY SERVICE AT NO EXTRA CHARGE TO THE OWNER.
5. CONTRACTOR SHALL VERIFY WITH THE APPROPRIATE UTILITY COMPANY ALL UNDERGROUND UTILITY LOCATIONS TO THE CITY OF PORTLAND.
6. THE EXISTING LOCATIONS OF THE NEW UTILITY SERVICES AND CONNECTIONS SHALL BE DETERMINED BY THE UTILITY COMPANY.
7. UNDERGROUND ELECTRICAL, CONDUIT MATERIAL AND INSTALLATION SHALL CONFORM TO UTILITY COMPANY STANDARDS.
8. ADJUST ALL MARKERS, CATCH BASINS, GROUND BOLTS, ETC. WITHIN LIMITS OF WORK TO BEHIND GRAVE.
9. ALL UNDERGROUND CONDITIONS SHALL HAVE HIGH PULL SCOPES TO FACILITATE PULLING CABLES.
10. THE CONTRACTOR SHALL OBTAIN PAY FOR, AND COMPLETE WITH ALL REQUIRED PERMITS, SURVEY FOR ALL INSPECTIONS, AND SURVEY CONDUCTED OF PROPOSED LOCATIONS TO THE OWNER PRIOR TO COMPLETION OF THE PROJECT.
11. THE CONTRACTOR SHALL PROVIDE AND INSTALL ALL SOLES, FITTINGS, CONNECTORS, COVER PLATES AND OTHER ACCESSORIES NOT NECESSARILY DETAILLED ON THE DRAWINGS TO INSURE INSTALLATION OF UTILITIES COMPLETE AND OPERATIONAL.
12. A 10 FOOT MINIMUM EDGE TO EDGE HORIZONTAL SEPARATION SHALL BE PROVIDED BETWEEN ALL WATER AND SANITARY SEWER LINES, AN 18 INCH COVER TO OUTSIDE VERTICAL SEPARATION SHALL BE PROVIDED AT ALL WATER AND SANITARY SEWER CROSSINGS.
13. BRUSH BLOCKS OR LOCKING RETAINER BLOCKS SHALL BE PLACED ON THE WATER DISTRIBUTION LINES AT ALL BENDS, TEES, FIRE HYDRANTS, VALVES, SERVICES IN PRODUCTION, ETC. THE BRUSH BLOCKS OR LOCKING RETAINER BLOCKS SHALL MEET THE REQUIREMENTS OF THE PORTLAND WATER DISTRICT.
14. THE CONTRACTOR IS SPECIFICALLY CAUTIONED THAT THE LOCATION AND/OR THE ELEVATION OF THE EXISTING UTILITIES AS SHOWN ON THESE PLANS IS BASED ON RECORDS OF THE VARIOUS UTILITY COMPANIES AND WHERE POSSIBLE MEASUREMENTS TAKEN IN THE FIELD. THIS INFORMATION IS NOT TO BE RELIED ON AS BEING EXACT OR COMPLETE. THE CONTRACTOR MUST CALL THE APPROPRIATE UTILITY COMPANY AND DIG SAFE AT LEAST 72 HOURS PRIOR TO ANY EXCAVATION TO REQUEST EXACT FIELD LOCATION OF UTILITIES. IT SHALL BE THE RESPONSIBILITY OF THE CONTRACTOR TO RELOCATE ALL EXISTING UTILITIES WHICH CONFLICT WITH THE PROPOSED IMPROVEMENTS SHOWN ON THE PLANS.
15. THE CONTRACTOR IS RESPONSIBLE FOR MAINTAINING RECORD DRAWINGS THROUGHOUT THE PROJECT AND PROVIDING THE OWNER WITH A SET OF THE FINAL RECORD DRAWINGS WHEN THE PROJECT IS COMPLETE.
16. THE CONTRACTOR SHALL CONSIDER THE REQUIRED ELEVATION FOR UNDERGROUND PIPING, IF REQUIRED, PRIOR TO ORDERING FROM THE MANUFACTURER.





EXISTING
SEWER
CRIP

EXISTING
SEWER
CRIP

- 1. 2" x 2" IRE
- 2. 2" VALVE
- 3. 8" x 8" TEE
- 4. 3" VALVE

WANT AFTER PIT
FOR 10 WATER
DOWN STANDARDS

PROPOSED
DUM DRAIN #1
10,103 S.F.
C.F.E. 315

REMOVE AND RESET
GRANITE RADIUM CORE
ONLY TANKING DISB
SMALL BRILL IN PLACE

1. 2" x 2" TAPPING
2. 2" VALVE

3. 8" x 8" TAPPING
4. 3" VALVE

EXISTING
SEWER

15" x 10"

15" x 10"

15" x 10"

15" x 10"

15" x 10"

15" x 10"

15" x 10"

15" x 10"

15" x 10"

15" x 10"

15" x 10"

15" x 10"

15" x 10"

15" x 10"

15" x 10"

15" x 10"

15" x 10"

15" x 10"

15" x 10"

15" x 10"

15" x 10"