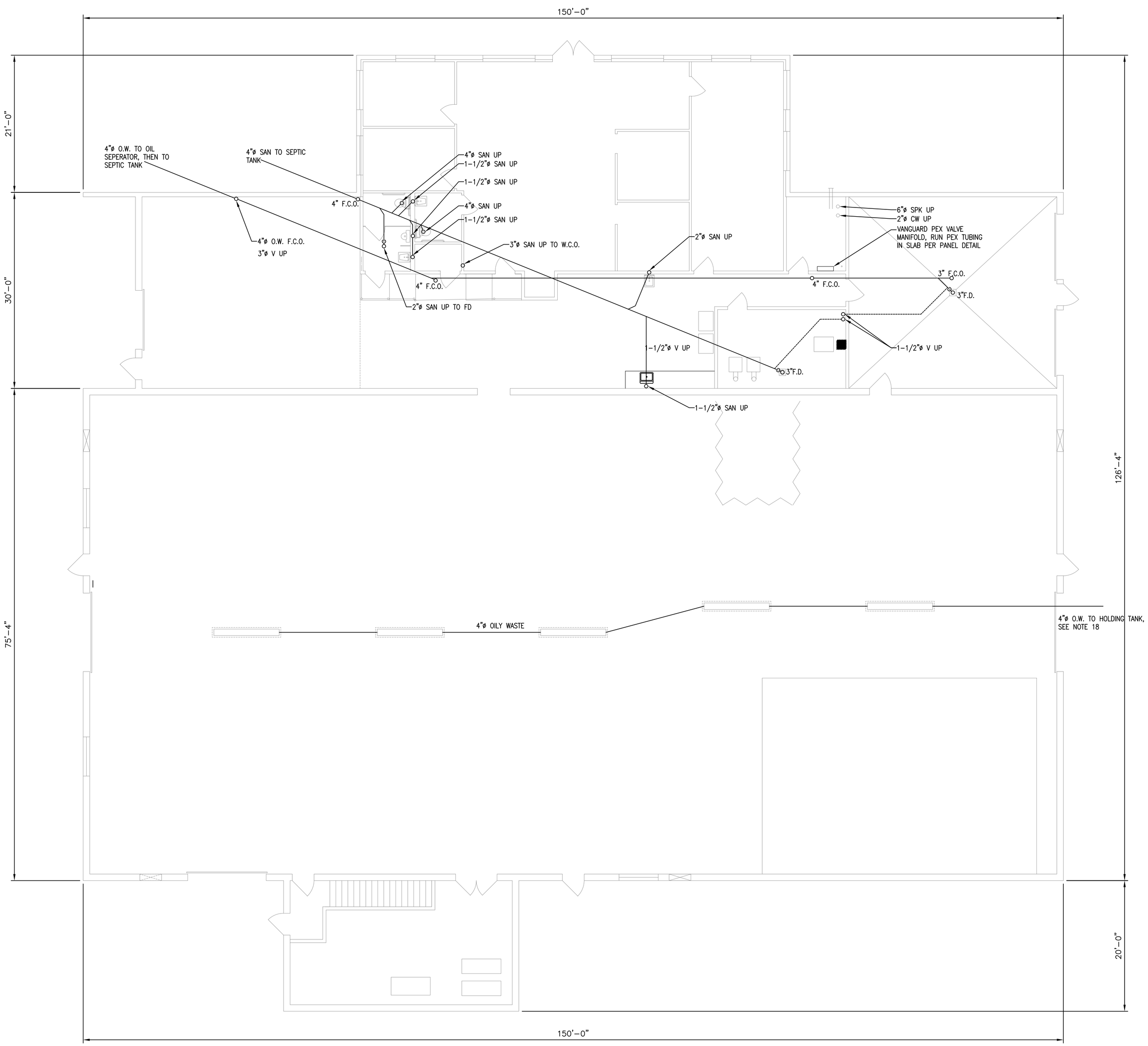

IN-SLAB FLOOR PLAN

Scale: 1/8" = 1'-0"

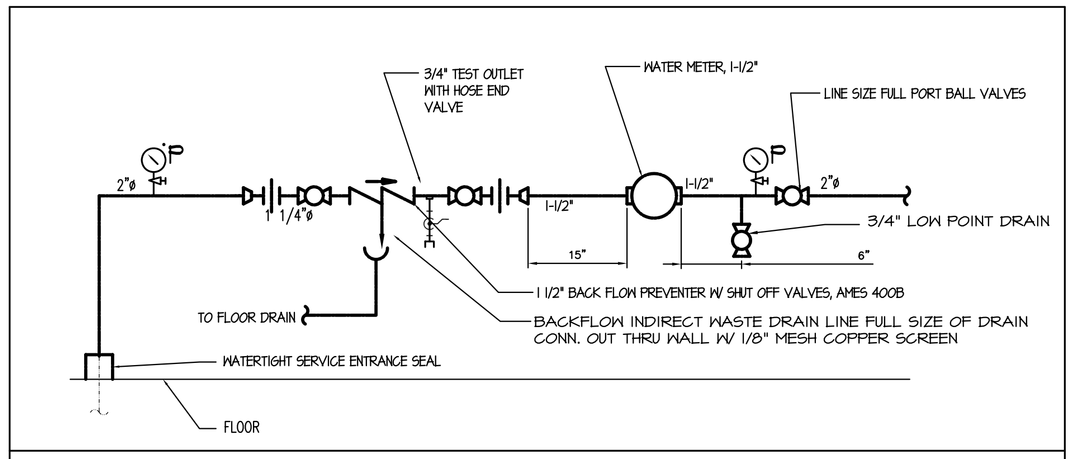

SCHEMATIC - POTABLE WATER ENTRANCE N.T.S.

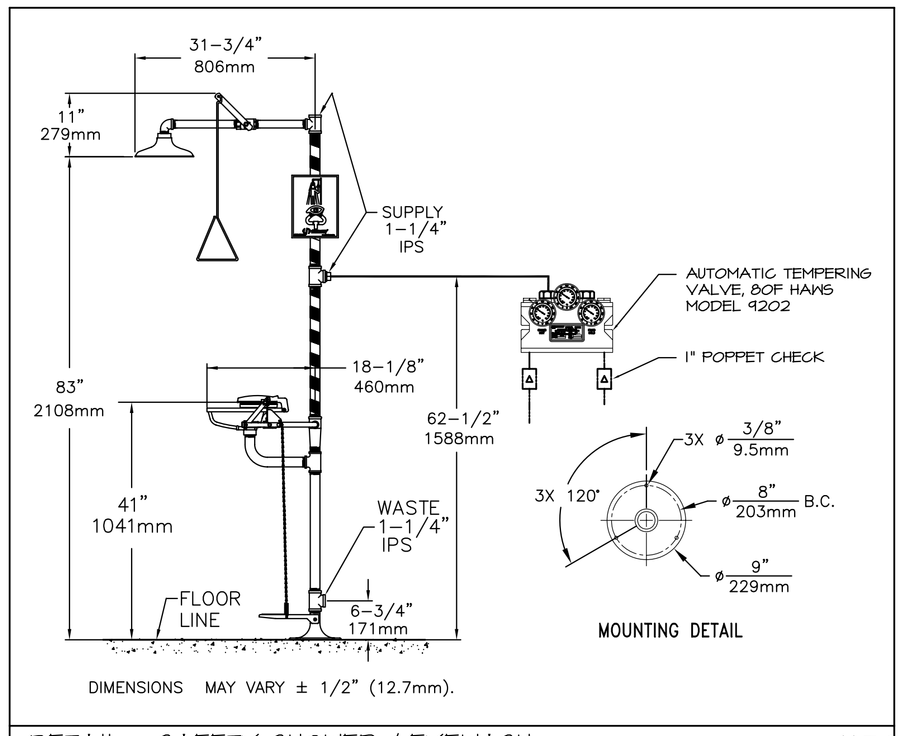

DETAIL - SAFETY SHOWER / EYEWASH N.T.S.

GENERAL NOTES

1. ALL PIPING SHOWN IS DIAGRAMMATIC ONLY, EXACT LOCATION TO BE DETERMINED IN FIELD.
2. VISIT THE SITE AND REVIEW ALL ARCHITECTURAL, STRUCTURAL, HVAC, ELECTRICAL, AND SITE DRAWINGS BEFORE STARTING WORK TO FAMILIARIZE YOURSELF WITH THE DETAILS OF CONSTRUCTION IN ADDITION TO COORDINATING WITH OTHER TRADES TO ELIMINATE POSSIBLE CONFLICTS. SELECT AND SUBMIT CARRIERS AS REQUIRED FOR WALL CONSTRUCTION SHOWN ON ARCHITECTURAL DRAWINGS. COORDINATE ALL SPACE REQUIREMENTS IN PLUMBING WALLS PRIOR TO WALL CONSTRUCTION.
3. OBTAIN ALL REQUIRED PERMITS AND PAY ALL FEES RELATING TO SAME.
4. FURNISH AND INSTALL ALL NECESSARY PIPING, EQUIPMENT, SUPPORTS AND ANY EQUIPMENT NOT SHOWN ON DRAWINGS OR CALLED FOR IN SPECIFICATIONS AND NECESSARY TO PROVIDE A COMPLETE FUNCTIONAL SYSTEM PER THE STATE PLUMBING CODE.
5. PROVIDE ACCESS TO ALL EQUIPMENT REQUIRING PERIODIC SERVICE AND MAINTENANCE.
6. ALL PLUMBING WORK SHALL BE INSTALLED IN ACCORDANCE WITH STATE OF MAINE INTERNAL PLUMBING CODE EFFECTIVE 1-1-2006 AND LOCAL CODES.
7. REQUIRED FIRE RESISTANCE RATING OF FLOORS, WALLS, AND CEILINGS SHALL BE MAINTAINED WHERE PIPE PENETRATIONS ARE MADE. FIRE STOPPING SHALL BE INSTALLED IN ACCORDANCE WITH MANUFACTURE'S RECOMMENDATIONS.
8. PROVIDE SHUT OFF VALVES ON ALL SUPPLY PIPING TO INDIVIDUAL FIXTURES EXCEPT DO NOT DUPLICATE VALVES SUPPLIED OFF OF THE MANIFOLD PEX TUBING BLOCKS.
9. PITCH ALL WATER LINES TO DRAIN.
10. INSTALL DIELECTRIC COUPLINGS BETWEEN DISSIMILAR MATERIALS.
11. ALL TESTS SHALL BE CONDUCTED PRIOR TO INSULATING OR BACKFILLING.
12. PROVIDE FIRE STOPPING FOR ALL FLOOR AND WALL PENETRATIONS THROUGH FIRE WALLS
13. SEE SPECIFICATIONS FOR INSULATION REQUIREMENTS ON POTABLE WATER PIPING.
14. INSTALL HORIZONTAL RUNS OF PIPING AS HIGH AS POSSIBLE, PROVIDE 1/2" BOILER DRAIN VALVES AT ALL LOW POINTS.
15. AN AIR GAP OF 3" SHALL BE PROVIDED ON ALL EQUIPMENT DRAINS PIPED TO FLOOR DRAINS.
16. DRAWINGS ARE DIAGRAMMATIC ONLY; EXACT LOCATIONS, MOUNTING HEIGHTS OF EQUIPMENT AND ROUTING OF PIPING SHALL BE COORDINATED WITH THE EQUIPMENT REQUIREMENTS AND FIELD CONDITIONS. PIPING SHALL BE CONCEALED WHEREVER POSSIBLE. FOLLOW NFPA 70 FOR CLEARANCE TO ELECTRICAL EQUIPMENT.
17. THE CONTRACTOR SHALL FURNISH AND INSTALL ALL INCIDENTAL ACCESSORIES NECESSARY TO MAKE THE PLUMBING WORK COMPLETE, FUNCTIONAL AND READY FOR OPERATION.
18. OILY WASTE DRAIN TO OIL SEPARATOR AND THEN TO HOLDING TANK. OIL SEPARATOR IS A MINIMUM 750 GALLON SEPTIC TANK PIPED UP AS AN OIL SEPARATOR PER DETAIL. MINIMUM PIPE PITCH IS 1/8" PER FOOT FOR TRENCH DRAIN PIPING

STATE OF MAINE
JEFFREY J. HARRISON
6995
LICENSED
PROFESSIONAL ENGINEER
05/05/2008

REV.	DESCRIPTION	DATE	APPROVED

TOLERANCES DECIMAL: FRACTIONAL: ANGULAR:	BUILDING ENGINEERING TECH DESIGN SERVICES CAD DRAFTING
MATERIAL:	1740 ROOSEVELT TRAIL NAPLES, MAINE (207) 329-2454 BTS
DWN BY: JJH	
CKD BY: JJH	TITLE: MOODY'S COLLISION CENTER PLUMBING IN-SLAB
DATE: 5/5/08	
SCALE: 1/8"=1'-0"	JOB No. 08102 / DWG No. P-1 / REV. 0