NOTE:
Vapor Barrier Beneath Slab Shall Be "Stego Wrap" Or Approved Equal.
Polyethylene "Is Not" An Alternate Product.

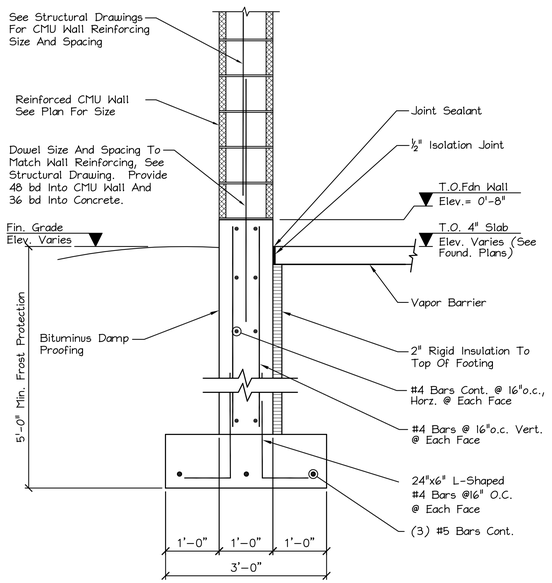

SECTION F1/S4 — TYPICAL PERIMETER 12" FROST WALL
Scale: 3/4" = 1'-0"

PROVIDE PERMANENT CONTINUOUS LATERAL AND DIAGONAL BRACING FOR BOTTOM CHORDS OF TRUSSES. PROVIDE ONE COMPLETE BAY OF DIAGONAL BRACING AT EACH END OF BUILDING AND @ 20'-0" O.C. BETWEEN MAXIMUM SPACING FOR CONTINUOUS LATERAL BRACING SHALL NOT EXCEED 10' ON CENTER, OR AS NOTED ON TRUSS SHOP DWGS.

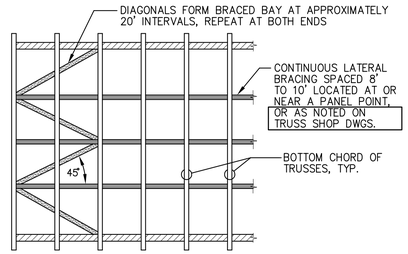

PLAN – BOTTOM CHORD TRUSS BRACING

PROVIDE PERMANENT DIAGONAL BRACING FOR WEB MEMBERS WHICH HAVE CONTINUOUS LATERAL BRACING.

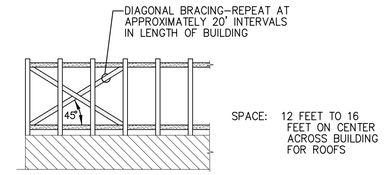

SECTION – TRUSS PERMANENT LATERAL BRACING

NOTE: FOLLOW TRUSS MFG. RECOMMENDATIONS/HIB–91 FOR TEMPORARY AND PERMANENT TRUSS BRACING DETAILS

SEE WOOD TRUSS NOTES ON SHEET S6 FOR ADDITIONAL TRUSS BRACING REQUIREMENTS

PERMANENT TRUSS BRACING DETAILS

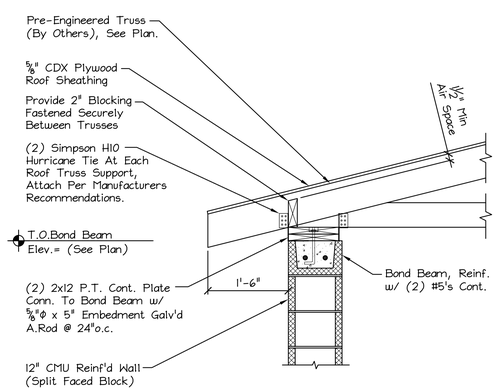

SECTION 1/S4
Scale: 3/4" = 1'-0"

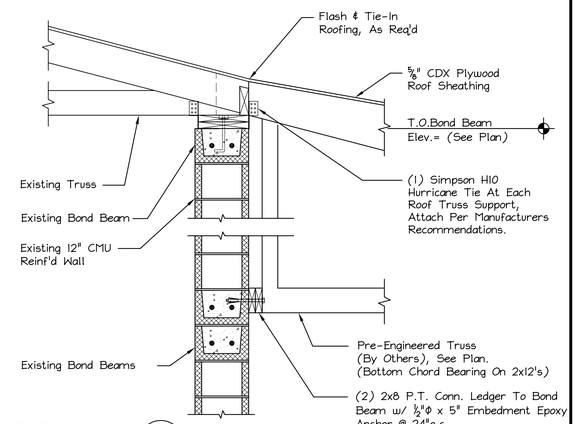

SECTION 2/S4
Scale: 3/4" = 1'-0"

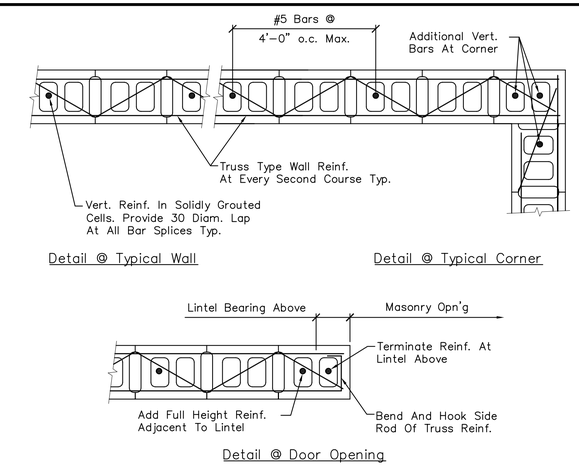

Detail @ Typical Wall

Detail @ Typical Corner

Detail @ Door Opening

DETAIL – Typical Masonry Wall Reinforcement
Scale: 3/4" = 1'-0"

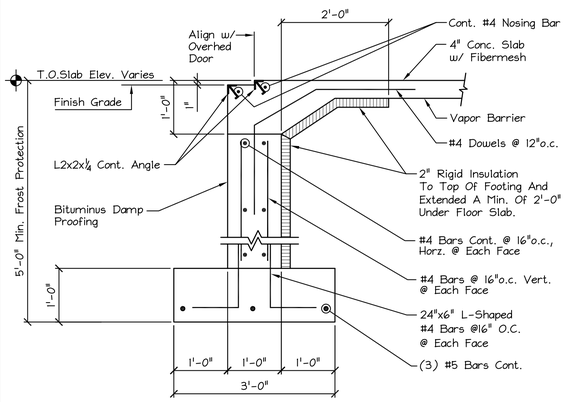

SECTION F2/S4 — TYPICAL 12" FOUNDATION WALL (GARAGE DOORS)
Scale: 3/4" = 1'-0"

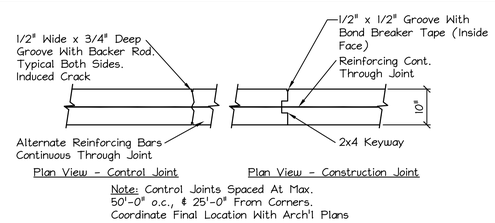

Plan View - Control Joint

Plan View - Construction Joint

Note: Control Joints Spaced At Max. 50'-0" o.c., & 25'-0" From Corners. Coordinate Final Location With Arch'l Plans

DETAIL – Typical Foundation Wall Joints
Scale: N.T.S.

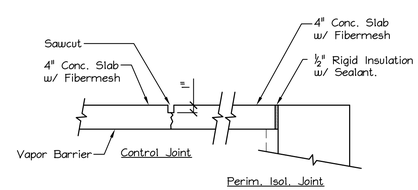

DETAIL – Typical Floor Joints
Scale: 1" = 1'-0"

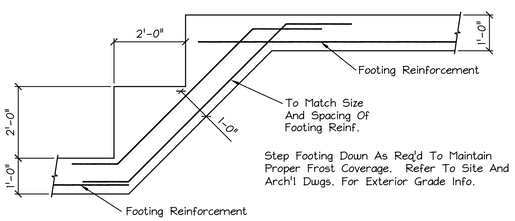

DETAIL – Typical Step Footing
Scale: 1/2" = 1'-0"

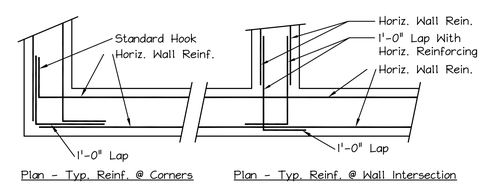

Plan - Typ. Reinf. @ Corners

Plan - Typ. Reinf. @ Wall Intersection

DETAIL – Typical Wall Reinforcing
Scale: 1" = 1'-0"

Note: New CMU Wall Shall Be Connected To Exist. CMU Similar to Foundation Wall Detail Below

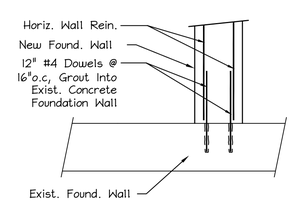

Plan - Typ. Reinf. @ Existing Wall Intersection

FOR PERMIT – 2/19/16

3 ____
2 ____
1 ____

STATE OF MAINE
BRUCE W. MACLEOD
No. 5422
LICENSED PROFESSIONAL ENGINEER

MACLEOD
STRUCTURAL ENGINEERS, PA
90 Bridge Street Suite 252
Westbrook, Maine 04092 207.839.0980

Moody's Building Addition

PORTLAND, MAINE

TITLE: DETAILS

DATE: 1/15/16	DRAWN BY: BWM	DRAWING NUMBER:
SCALE: as noted	PROJ NO: 2015-293	S3.0