

City of Portland, Maine - Building or Use Permit Application

389 Congress Street, 04101 Tel: (207) 874-8703, Fax: (207) 874-8716

Permit No: 08-0852	Issue Date:	CBL: 415 B007001
-----------------------	-------------	---------------------

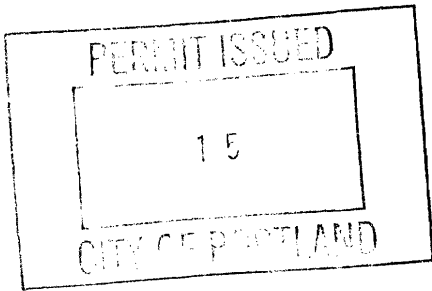
Location of Construction: 1047 OCEAN AVE	Owner Name: GOODWIN JOHN C	Owner Address: 1047 OCEAN AVE	Phone:
Business Name:	Contractor Name: property owner	Contractor Address:	Phone:
Lessee/Buyer's Name	Phone:	Permit Type: HVAC	Zone: R5

Past Use: Single Family Home w/ Home occupation	Proposed Use: Single Family Home w/ Home occupation - Install a pellet Stove	Permit Fee: \$50.00	Cost of Work: \$3,000.00	CEO District: 4
Proposed Project Description: Install a pellet Stove		FIRE DEPT: <input type="checkbox"/> Approved <input type="checkbox"/> Denied	INSPECTION: Use Group: R3 Type: SB IRC 2003	
		Signature: <i>Jm 7/15/08</i>		Signature: <i>Jm 7/15/08</i>
PEDESTRIAN ACTIVITIES DISTRICT (P.A.D.)				
Action: <input type="checkbox"/> Approved <input type="checkbox"/> Approved w/Conditions <input type="checkbox"/> Denied				
Signature: _____ Date: _____				

Permit Taken By: Idobson	Date Applied For: 07/14/2008	Zoning Approval		
-----------------------------	---------------------------------	------------------------	--	--

- This permit application does not preclude the Applicant(s) from meeting applicable State and Federal Rules.
- Building permits do not include plumbing, septic or electrical work.
- Building permits are void if work is not started within six (6) months of the date of issuance. False information may invalidate a building permit and stop all work..

Special Zone or Reviews	Zoning Appeal	Historic Preservation
<input type="checkbox"/> Shoreland	<input type="checkbox"/> Variance	<input checked="" type="checkbox"/> Not in District or Landmark
<input type="checkbox"/> Wetland	<input type="checkbox"/> Miscellaneous	<input checked="" type="checkbox"/> Does Not Require Review
<input type="checkbox"/> Flood Zone <i>NA</i>	<input type="checkbox"/> Conditional Use	<input type="checkbox"/> Requires Review
<input type="checkbox"/> Subdivision	<input type="checkbox"/> Interpretation	<input type="checkbox"/> Approved <i>NA</i>
<input type="checkbox"/> Site Plan	<input type="checkbox"/> Approved	<input type="checkbox"/> Approved w/Conditions
Maj <input type="checkbox"/> Minor <input type="checkbox"/> MM <input type="checkbox"/>	<input type="checkbox"/> Denied	<input type="checkbox"/> Denied
Date: <i>Jm 7/15/08</i>	Date: _____	Date: <i>7/15/08 Jm</i>



CERTIFICATION


I hereby certify that I am the owner of record of the named property, or that the proposed work is authorized by the owner of record and that I have been authorized by the owner to make this application as his authorized agent and I agree to conform to all applicable laws of this jurisdiction. In addition, if a permit for work described in the application is issued, I certify that the code official's authorized representative shall have the authority to enter all areas covered by such permit at any reasonable hour to enforce the provision of the code(s) applicable to such permit.

SIGNATURE OF APPLICANT	ADDRESS	DATE	PHONE
RESPONSIBLE PERSON IN CHARGE OF WORK, TITLE		DATE	PHONE



FILL IN AND SIGN WITH INK

APPLICATION FOR PERMIT HEATING OR POWER EQUIPMENT



To the INSPECTOR OF BUILDINGS, PORTLAND, ME.

The undersigned hereby applies for a permit to install the following heating, cooking or power equipment in accordance with the Laws of Maine, the Building Code of the City of Portland, and the following specifications:

Location / CBL _____ Use of Building HOME Date 2/1/08
 Name and address of owner of appliance John C Goodwin
1147 Ocean Ave PORTLAND, MAINE 04103
 Installer's name and address SAME Telephone 1773-41203

Location of appliance:

- Basement Floor
 Attic Roof

Type of Fuel:

- Gas Oil Solid

Appliance Name:

U.L. Approved Yes No

Will appliance be installed in accordance with the manufacture's installation instructions? Yes No

IF NO Explain: _____

The Type of License of Installer:

- Master Plumber # _____
 Solid Fuel # _____
 Oil # _____
 Gas # _____
 Other HOME OWNER

Type of Chimney:

- Masonry Lined
 Factory built _____
 Metal
 Factory Built U.L. Listing # _____
 Direct Vent
 Type _____ UL# _____

Type of Fuel Tank

- Oil
 Gas

Size of Tank _____

Number of Tanks _____

Distance from Tank to Center of Flame _____ feet.

Cost of Work: \$ 3000

Permit Fee: \$ 50

Approved

Fire: _____

Ele.: _____

Bldg.: _____

Approved with Conditions

- See attached letter or requirement

Inspector's Signature _____

Date Approved _____

Signature of Installer John C Goodwin

White - Inspection

Yellow - File

Pink - Applicant's

Gold - Assessor's Copy

City of Portland, Maine - Building or Use Permit


389 Congress Street, 04101 Tel: (207) 874-8703, Fax: (207) 874-8716

Permit No: 08-0852	Date Applied For: 07/14/2008	CBL: 415 B007001
-----------------------	---------------------------------	---------------------

Location of Construction: 1047 OCEAN AVE	Owner Name: GOODWIN JOHN C	Owner Address: 1047 OCEAN AVE	Phone:
Business Name:	Contractor Name: property owner	Contractor Address:	Phone
Lessee/Buyer's Name	Phone:	Permit Type: HVAC	

Proposed Use: Single Family Home w/ Home occupation - Install a pellet Stove	Proposed Project Description: Install a pellet Stove
---------------------------------------------------------------------------------	---------------------------------------------------------

Dept: Zoning	Status: Not Applicable	Reviewer:	Approval Date:	Ok to Issue: <input type="checkbox"/>
Note:				
Dept: Building	Status: Approved with Conditions	Reviewer: Tom Markley	Approval Date: 07/15/2008	Ok to Issue: <input checked="" type="checkbox"/>
Note:				
1) Application approval based upon information provided by applicant. Any deviation from approved plans requires separate review and approval prior to work.				
2) Installation shall comply with 2003 International Mechanical Code and State of Maine Oil and Solid Fuel Board Laws and Rules				





CASTILE FEATURES

The Castile stove begins life in Europe, where it is cast with precision and care using only premium quality iron. It is then meticulously assembled at our facility in Washington, combining its unique beauty with our advanced technology. As efficient as it is beautiful, the Castile delivers enough warmth to heat a 1500 square foot home, while reducing emissions to an amazingly low 0.7 grams/hour.

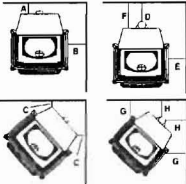
Castile Pellet Stove, shown with Classic Black finish, and optional log set and top log.



Physical Dimensions				Performance					
Width (inches)	Height (inches)	Depth (inches)	Weight (lbs)	Heating Capacity (sq. ft.) ¹	BTU/hr**	Burn Rate (lbs/hr)	Hopper Capacity (lbs)	Convection Blower (cfm)	Particulate Emissions (g/hr)
28 1/8	32 1/4	29 1/2	416	up to 3,000	15,000 to 60,000	2.5 to 7	83	220	.7
23 1/4	28 7/16	22 15/16	258	up to 1,500	8,000 to 30,000	1.5 to 4	40	160	.7
28 1/2	31 5/8	27 5/8	349	up to 2,500	14,000 to 40,000	2.0 to 5.5	80	160	.9
25 7/16	27 3/4 (28 5/8 w/ cast iron base)	21 3/16	240	up to 1,500	8,000 to 30,000	1.5 to 4	52	160	.7

CLEARANCES

Mt. Vernon

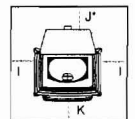


- A Back Wall to Appliance.....2"
- B Side Wall to Appliance6"
- Corner Installation:*
- C Wall to Appliance.....2"
- With Top Vent Kit:*
- D Back Wall to Flue Pipe3"
- E Side Wall to Cast Top6"
- F Back Wall to Appliance.....8"
- Corner with Top Vent Kit:*
- G Walls to Appliance2"
- H Walls to Flue Pipe3"

- ALCOVE INSTALLATION*
- Min Alcove Height43"
 - Min Alcove Side Wall6"
 - Min Alcove Width40"
 - Max Alcove Depth48"

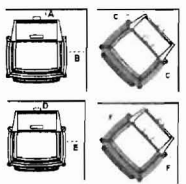
FLOOR PROTECTION

- I 2"
- J* 2"
- K 6"



Use a noncombustible floor protector, extending beneath heater and to the front/sides/rear as indicated. Measure front distance (K) from the surface of the glass door.

Castile



- A Back Wall to Appliance.....2"
- B Side Wall to Cast Top6"
- C Corner Install Walls to Appliance.....2"
- With Vertical 3"-6" Adapter Kit Installed*
- D Back Wall to Flue Pipe3"
- E Side Wall to Cast Top6"
- F Corner Install Walls to Appliance.....2"

- ALCOVE INSTALLATION*
- Min Alcove Height43"
 - Min Alcove Side Wall6"
 - Min Alcove Width38"
 - Max Alcove Depth36"

IMPORTANT – READ BEFORE YOU INSTALL!

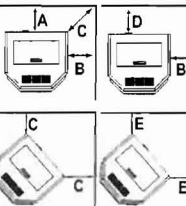
Refer to the Owner/Installation Manual for complete clearance requirements and specifications. The images and descriptions in this brochure are provided to assist you in product selection only.

¹Heating capacity (in square feet) is a guideline only and may differ slightly due to climate, building construction and condition, amount and quality of insulation, location of the heater, and air movement in the room.

*See Owner's Manual for exceptions.

**BTU output will vary, depending on the brand of fuel used. For best results, consult your authorized Quadra-Fire dealer.

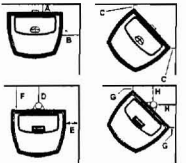
Classic Bay 1200



- A Back Wall to Appliance.....2"
- B Side Wall to Cast Top6"
- Corner Installation*
- C Side Wall to Appliance2"
- With Vertical Adapter Kit*
- D Back Wall to Flue Pipe3"
- B Side Wall to Cast Top6"
- Corner Installation, With Vertical Adapter Kit*
- E Wall to Appliance.....2"

- ALCOVE INSTALLATION*
- Min Alcove Height43"
 - Min Alcove Side Wall6"
 - Min Alcove Width41"
 - Max Alcove Depth60"

Santa Fe



- A Back Wall to Appliance.....2"
- B Wall to Flue Pipe3"
- C Side Wall to Appliance6"
- D Walls to Appliance Corner.....2"
- E Wall to Flue Pipe (corner).....3"

- ALCOVE INSTALLATION*
- Min Alcove Height43"
 - Min Alcove Side Wall6"
 - Min Alcove Width38"
 - Max Alcove Depth36"

Available From:

Quadra-Fire offers a limited Lifetime Warranty on our pellet heating appliances to the original purchaser for the lifetime of the appliance, to be free from defects in material and workmanship. See your authorized Quadra-Fire dealer for details.



QUADRA-FIRE®

NOTHING BURNS LIKE A QUAD

Visit our Website at www.quadrafire.com

Quadra-Fire is a registered trademark of Hearth & Home Technologies. Product specifications and pricing subject to change without notice. All Quadra-Fire pellet appliances shown are tested and listed with OMNI-Test Laboratories, Inc., of Beaverton, Oregon to ASTM E1509 and ULC/ORD-C1482 Room Heater Pellet Fuel Burning Type (UM) 84-HUD. Also suitable for use in mobile homes. These products are covered by US Patents Nos. 5000100 and 5582117 and other patents pending.

STATE OF MAINE CHIMNEY OR FIREPLACE CONSTRUCTION/INSTALLATION DISCLOSURE

Dear Consumer: State law, specifically 32 M.R.S.A. § 2313-A, requires that chimney or fireplace installers, as of January 1, 1992, provide you with this "Disclosure" prior to the installation or construction of your chimney or fireplace. The purpose of this Disclosure is to inform you that the National Fire Protection Standard #211 (NFPA #211) is the current standard which applies to all new construction of chimneys and fireplaces. Please note that the State of Maine does not require registration or licensure of chimney or fireplace installers. It is important to realize that many fires are caused each year from improperly constructed fireplaces and chimneys. This disclosure form should help you in making an informed decision as to the abilities of the installer and under what requirements the installation must comply.

INSTALLER INFORMATION

Name of Installer: <i>JOHN GOODWIN</i>		D/B/A:	
Name of Installer (if incorporated):		D/B/A:	
Legal Address: <i>1047 OCEAN AVE</i>			
City: <i>PORTLAND</i>	State: <i>ME</i>	Zip Code: <i>04103</i>	
County: <i>CUMBERLAND</i>	Home Telephone: <i>(207) 773-4203</i>		
	Work Telephone: <i>(") " - "</i>		
Years of experience doing fireplace or chimney installations:			

CONSUMER INFORMATION

Name of Consumer: <i>JOHN GOODWIN</i>			
Mailing Address: <i>1047 OCEAN AVE</i>			
City: <i>PORTLAND</i>	State: <i>ME</i>	Zip Code: <i>04103</i>	
County: <i>CUMBERLAND</i>	Home Telephone: <i>(207) 773-4203</i>		
	Work Telephone: <i>(") " - "</i>		

Installer, please give a brief description of installation being offered: *INSTALLATION OF WOOD PELLET STOVE*

I hereby attest that the preceding information provided is true to the best of my knowledge. I also understand that if I fail to conform with the standards as outlined in NFPA #211 that I shall be subject to penalties as outlined in Title 32, M.R.S.A., Chapter 33 and the Oil and Solid Fuel Board Rules.

Signature of Installer: *John C Goodwin* Date: *7/1/08*

INSTALLATION STANDARDS

The 1996 Edition of NFPA #211 contains provisions for chimney, fireplaces, venting systems, and solid fuel burning appliances including their installations. The standards applies to residential as well as commercial and industrial installations.

PLEASE CHECK THE TYPE OF CONSTRUCTION TO BE BUILT:

Factory-Built Chimney and Chimney Units.

Factory-built chimney and chimney units shall be listed and installed in accordance with the temperature conditions of the listing, the manufacturer's instructions and all applicable sections of NFPA #211.

Factory-Built Fireplaces.

Factory-built fireplaces shall be listed and shall be installed in accordance with the terms of the listing. Hearth extensions shall be provided in accordance with the manufacturer's instructions or shall be of masonry on non combustible construction in accordance with applicable sections of NFPA #211.

Unlisted Metal Chimney (smokestacks) for Non Residential Applications.

Single wall metal chimneys or unlisted metal chimneys shall not be used inside or outside of one and two family dwellings. Metal chimneys shall be constructed and installed in accordance with the appropriate sections of NFPA #211

Masonry Chimney.

Masonry chimneys shall be constructed by appropriate sections of NFPA #211 for proper design, support, re-enforced, and installation..

Masonry Fireplace.

Masonry fireplaces shall comply with all requirements of NFPA #211 and all other pertinent sections.

CONSUMER CHECKLIST

1. Has the installer provided you with a written contract? 10 M.R.S.A., Chapter 219-A requires written contracts for any home remodeling or construction with an estimated cost in excess of \$3,000.
2. Have you asked the local fire department or code enforcement officials to inspect the installation during and after construction? *yes*
3. Is the installer familiar with current NFPA #211 standards and does he have a copy of same?
4. Have you asked for references to be provided by the installer?