


Gervais



Silver Line Windows - Abbreviated Quote Report
Quick Spec

Quote #: 21474
83647

Print Date: 11/21/2016

Quote Date:

SL IQ Version:

Page 1 Of 2



Dealer: Hammond Lumber Company 2 Hammond Drive Belgrade, ME 04917 207-495-3303	Customer: Address: Phone: Fax:
Sales Rep:	Contact:

Item	Qty	Item Size (Operation)	Location	Unit Price	Ext. Price
0001	1	2802,2 Panel Slider		383.26	383.26
Unit Size = 60" W x 39" H					
RO Size = 60 1/2" W x 39 1/2" H					
Nominal Size = 50 x 34					
Energy Star: Yes, Zip: 04210, Climate Zone: North, White, Low-E PassiveSun, Argon, DP35, Standard Glass, Half Screen, Double Lock, Nailing Fin					
<i>U-Factor 0.30</i>					

Customer Signature _____

Subtotal

Tax (0.00 %):

Grand Total

Dealer Signature _____

** All graphics viewed from the exterior



Silver Line Windows - Abbreviated Quote Report


rene o



Quote #: 9 Print Date: 11/17/2016 Quote Date: 11/17/2016 SL IQ Version: 9.1 Page 1 Of 2


Dealer: Hammond Lumber Company 2 Hammond Drive Belgrade, ME 04917 207-495-3303 Sales Rep: Administrator	Customer: rene o Address: , United States Phone: Contact:	Fax:
---	--	------

Item	Qty	Item Size (Operation)	Location
------	-----	-----------------------	----------




0002 6 3901, Double Hung
 Unit Size = 35 3/4" W x 60" H
 RO Size = 36 1/4" W x 60 1/2" H
 Nominal Size = 30 x 50

Energy Star: Yes, Zip: 04282, Climate Zone: North, Standard, White, Low-E Passivesun, Argon, DP45, Standard Glass, Standard Glass, Full Screen, Double Lock, Nailing Fin




0003 1 3901, Double Hung
 Unit Size = 35 3/4" W x 48" H
 RO Size = 36 1/4" W x 48 1/2" H
 Nominal Size = 30 x 40

Energy Star: Yes, Zip: 04282, Climate Zone: North, Standard, White, Low-E Passivesun, Argon, DP50, Standard Glass, Standard Glass, Full Screen, Double Lock, Nailing Fin



0004 3 3901, Double Hung
 Unit Size = 35 3/4" W x 36" H
 RO Size = 36 1/4" W x 36 1/2" H
 Nominal Size = 30 x 30

Energy Star: Yes, Zip: 04282, Climate Zone: North, Standard, White, Low-E Passivesun, Argon, DP50, Standard Glass, Standard Glass, Full Screen, Double Lock, Nailing Fin



0005 6 3902, Twin Double Hung
 Unit Size = 71 1/2" W x 60" H
 RO Size = 72" W x 60 1/2" H
 Nominal Size = 30 x 50

Energy Star: Yes, Zip: 04282, Climate Zone: North, Standard, White, Low-E Passivesun, Argon, DP50, Standard Glass, Standard Glass, Standard Glass, Standard Glass, Standard Glass, Standard Glass, Full Screen, Double Lock, Nailing Fin

0.30



Andersen Windows - Abbreviated Quote Report



Quote #: 108 Print Date: 11/17/2016

Project Name: 000108

Quote Date: 11/17/2016

iQ Version: 16.1

Dealer: Hammond Lumber Company

Auburnk, Bangor, Belgrade, Boothbay Harbor, Brunswick, Damariscotta, Fairfield, Farmington, Greenville, Pemiquid, Portland, Skowhegan, Wilton

Customer:

Billing Address:

Phone:

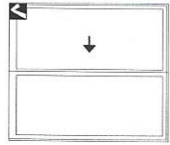
Contact:

Trade ID:

Fax:

Promotion Code:

Sales Rep: jwn
Created By:



Item	Qty	Item Size (Operation)	Location
0001	1	PS6 (LS) RO Size = 6' 0 3/4" W x 6' 10 7/8" H Unit Size = 6' 0" W x 6' 10 3/8" H Unit, Assembled, LS Handling, White/PI White, Low E Tempered Glass Insect Screen, Gliding, White Hardware Trim Set, GD, 2 Panel, Tribeca - White	
Zone: Northern U-Factor: 0.28, SHGC: 0.32, ENERGY STAR® Certified: Yes			

Customer Signature

Total Load Factor
0.733

Dealer Signature

** All graphics viewed from the exterior
** Rough opening dimensions are minimums and may need to be increased to allow for use of building wraps or flashings or sill panning or brackets or fasteners or other items.

Quote #: 108

Print Date: 11/17/2016

Page

1 Of 2

iQ Version: 16.1



2016 ENERGY STAR® Qualification Chart



Door Collection / Glass Design	8'0" Section											
	Glass Size (Inches)	22x80	20x80	22x64	14x80	22x47	22x47	21x15	8x36	7x80	7x64	8x47
Smooth-Star®												
Blackstone®	.29 / .29	.29 / .29	.29 / .29	.29 / .29	.26 / .22	.26 / .22	.26 / .22	.19 / .09	.23 / .16	.19 / .09	.19 / .09	.19 / .09
Crystalite™	.29 / .29	.29 / .29	.29 / .29	.29 / .29	.26 / .22	.26 / .22	.26 / .22	.19 / .09	.23 / .16	.19 / .09	.19 / .09	.19 / .09
Sailrass®	.32 / .29		.32 / .29		.28 / .22	.28 / .22	.28 / .22	.20 / .09	.24 / .17	.20 / .09	.20 / .09	.20 / .09
Element												
Maple Park®					.26 / .22	.26 / .22	.26 / .22	.19 / .09		.19 / .09	.19 / .09	.19 / .09
Avonlea®					.28 / .22	.26 / .22	.26 / .22	.19 / .09		.19 / .09	.19 / .09	.19 / .09
Saratoga™					.26 / .22	.26 / .22	.26 / .22	.19 / .09	.23 / .16	.19 / .09	.19 / .09	.19 / .09
Ardent®					.26 / .22	.26 / .22	.26 / .22	.19 / .09		.19 / .09	.19 / .09	.19 / .09
Texas Star					.26 / .22	.26 / .22	.26 / .22	.19 / .09		.19 / .09	.19 / .09	.19 / .09
Wellesley™	.29 / .29	.29 / .29	.29 / .29	.29 / .29	.26 / .22	.26 / .22	.26 / .22	.19 / .09	.23 / .16	.19 / .09	.19 / .09	.19 / .09
Risena™	.32 / .29		.32 / .29		.26 / .22	.26 / .22	.26 / .22	.20 / .09	.24 / .17	.19 / .09	.19 / .09	.19 / .09
Concorde™	.29 / .29	.29 / .29	.29 / .29	.29 / .29	.26 / .22	.26 / .22	.26 / .22	.19 / .09	.23 / .16	.19 / .09	.19 / .09	.19 / .09
Kensington™					.26 / .22	.26 / .22	.26 / .22	.19 / .09		.19 / .09	.19 / .09	.19 / .09
Crystal Diamonds™					.26 / .22	.26 / .22	.26 / .22	.19 / .09		.19 / .09	.19 / .09	.19 / .09
Axis™	.29 / .29	.29 / .29	.29 / .29	.29 / .29	.26 / .22	.26 / .22	.26 / .22	.19 / .09	.23 / .16	.19 / .09	.19 / .09	.19 / .09
Frosted Images®	.36 / .34	.36 / .34	.36 / .34	.36 / .34	.26 / .22	.26 / .22	.26 / .22	.21 / .10		.21 / .10		
Chinchilla	.29 / .29	.29 / .29	.29 / .29	.29 / .29	.26 / .22	.26 / .22	.26 / .22	.19 / .09	.23 / .16	.19 / .09	.19 / .09	.19 / .09
Chord	.29 / .29	.29 / .29	.29 / .29	.29 / .29	.26 / .22	.26 / .22	.26 / .22	.19 / .09	.23 / .16	.19 / .09	.19 / .09	.19 / .09
Granite	.29 / .29	.29 / .29	.29 / .29	.29 / .29	.26 / .22	.26 / .22	.26 / .22	.19 / .09	.23 / .16	.19 / .09	.19 / .09	.19 / .09
Rainglass	.29 / .29	.29 / .29	.29 / .29	.29 / .29	.26 / .22	.26 / .22	.26 / .22	.19 / .09	.23 / .16	.19 / .09	.19 / .09	.19 / .09
Satin Etch	.29 / .29	.29 / .29	.29 / .29	.29 / .29	.26 / .22	.26 / .22	.26 / .22	.19 / .09	.23 / .16	.19 / .09	.19 / .09	.19 / .09
Clear with Grilles Between Glass	.32 / .29	.32 / .29	.32 / .29	.32 / .29	.28 / .22	.28 / .22	.28 / .22	.20 / .09	.24 / .17	.20 / .09	.20 / .09	.20 / .09
Clear Glass	.31 / .32	.31 / .32	.31 / .32	.31 / .32	.27 / .24	.27 / .24	.27 / .24	.20 / .09	.24 / .18	.20 / .09	.20 / .09	.20 / .09
Low-E with Grilles Between Glass	.26 / .17	.26 / .17	.26 / .17	.26 / .17	.23 / .13	.23 / .13	.23 / .13	.18 / .05	.21 / .10	.18 / .05	.18 / .05	.18 / .05
Low-E Glass	.25 / .18	.25 / .18	.25 / .18	.25 / .18	.22 / .14	.22 / .14	.22 / .14	.18 / .06	.20 / .10	.18 / .06	.18 / .06	.18 / .06

Key

- Indicates Product is Energy Star Qualified in all 50 States
- Indicates Product is Energy Star Qualified in Northern Zone
- Indicates Product is NOT Energy Star Qualified

Numbers: U-Factor / Solar Heat Gain Coefficient
 X: Indicates Product Availability




Quotation

Hammond Lumber Company

Quote ID SQDS011725-1

P.O. Number

Line	Label	Qty	UOM	Family/Part Number	Unit	Extended
3		1.0000	EA	Entry Door Entry Door System	646.42	646.42



1-0/3-0/1-0 X 6-8, Left Hand Inswing, Smooth-Star Embossed/Molded Open, No glass, S210, Door and Both Sidelites, Double Bore, 2-3/4" Backset, 2-1/8" BoreDia, 2-1/8" Deadbolt Dia, 5 1/2" Center to Center, Sidelite 12" X 6-8, Clear, S210SL, Final Frame Rot Proof Btm Jamb, 6-9/16", Continuous, WM180 Final Frame PVC w/"J" Channel, Inswing Composite Adjustable, Sill Finish Mill, 3 Self-Aligning Hinges, Satin Brass (Zinc Dichromate) - US2D, Brz Comp Weatherstrip,

All prices are in USD

Adjusted Subtotal (Discounted)		1,258.18
Tax	0.00%	0.00
Labor Tax	0.00%	0.00
Shipping and Handling	0.00	0.00
Other Charges (Specify)	0.00	0.00
Total Quote Value		1,258.18