

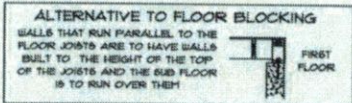
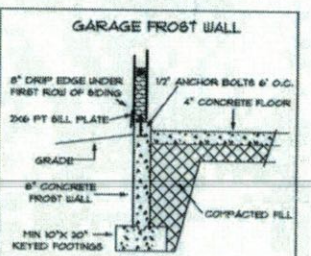
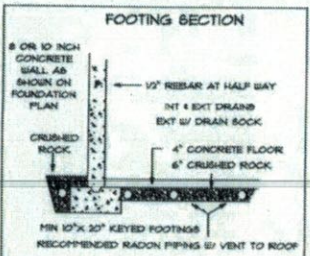
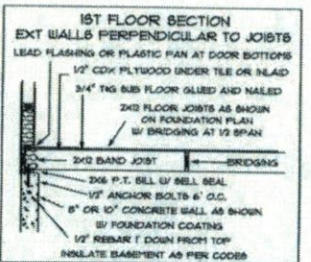
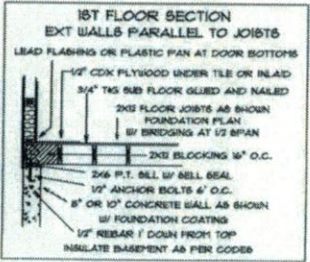
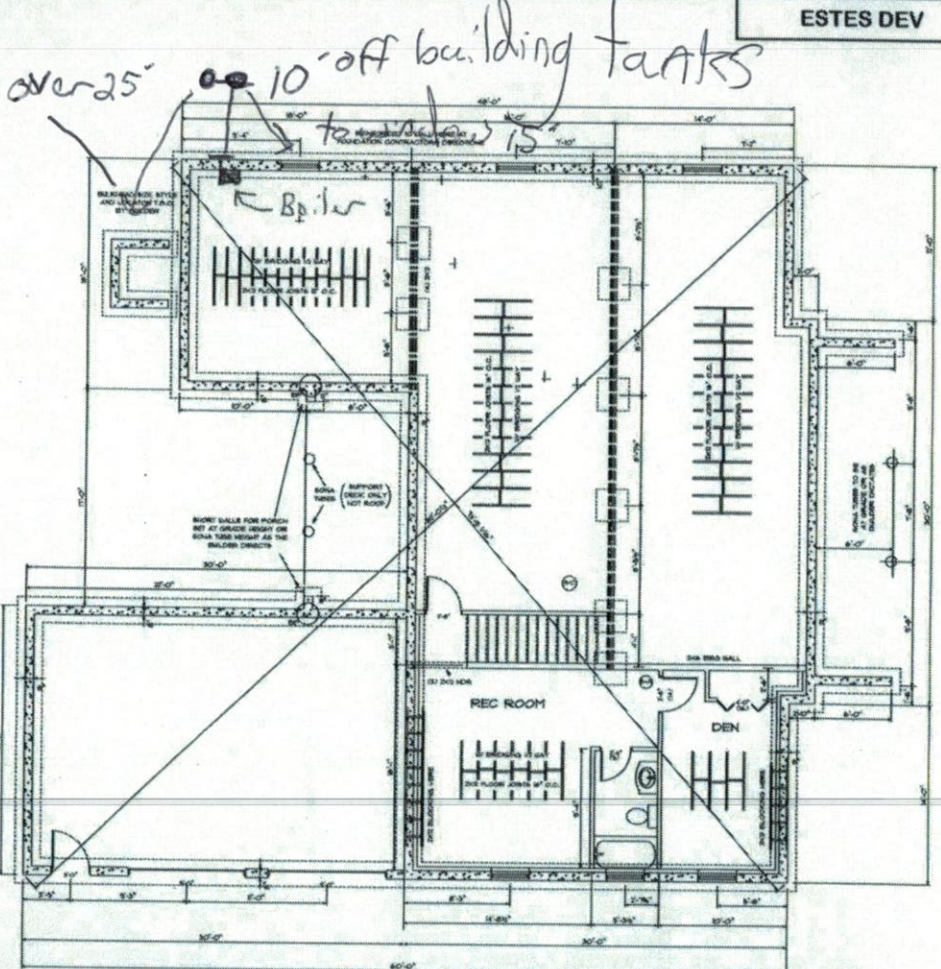
ar's

ESTES DEV

THE FOUNDATION FOOTINGS, FOOTING REBAR, AND ANCHOR BOLT LOCATIONS, ARE TO BE INSTALLED IN ACCORDANCE WITH ALL APPLICABLE TOWN OR STATE CODES IN EFFECT AT THE TIME OF CONSTRUCTION. WALL HEIGHT 4" OR 1/2" CONCRETE SHALL BE SHOWN FROM GRADE. 6" FROST WALL FOR GARAGE. 1/2" ANCHOR BOLTS 6" O.C. 2X6 P.T. BELL EXCEPT GARAGE 2X4 R.E.T. BELLS ARE SHOWN. ANY COLLAR JOINT LOCATIONS ARE TO BE VERIFIED BY THE BUILDER ON THE GROUND. 4" CONCRETE FLOOR OVER 4" CRUSHED ROCK WITH POLY-LEADER. FLOOR TO HAVE VENEER AND EXTENSION POINTS DRAINAGE (SEE 2X4 DRAIN SOCKS ON DRAWING TO A SUMP-HOLE). J.C.D. RECOMMENDED RAFTER PIPING IN 4" CRUSHED ROCK - DO NOT CONNECT TO DRAIN SYSTEM. ALL ELECTRICAL, PLUMBING, BRASSWARE OR OTHER FOUNDATION CONDUITS VERIFIED BY BUILDER. ALL FOUNDATION TIPS TO BE THE SAME HEIGHT UNLESS OTHERWISE NOTED. REAR POCKETS FOR CARRYING TRUSSES SET AT BUILDER'S DISCRETION. ANY DUCTWORK BASEMENT WALLS OR EXTERIOR WALLS ARE TO BE FIELD LOCATED. 4" BENT WALL IN GARAGE, WALLS FOR BRIDGING AND SPACING BY TOWN C.E.O. ALL FOOTINGS FOR 12" X 24" KEYS UNLESS SPECIFIED OTHERWISE BY TOWN C.E.O. 4" BENT WALL IN GARAGE, WALLS FOR BRIDGING AND SPACING BY TOWN C.E.O. GARAGE ON AND ENTRY DOORS GUSSET TO BE 4" WIDER THAN FLOOR BEAMS OR AS THE BUILDER DICTATES. VERIFY THAT ALL FOUNDATION HEADERS/PIERS ARE SHOWN WITH SPACING CONSTRUCTION DETAILS. HE TO USE BEST TO SEE THAT ALL DIMENSIONS ARE SHOWN INFECTION/REVISION SHOULD ANY ERRORS BE FOUND. J.C.D. WILL BE GLAD TO CORRECT THEM BEFORE CONSTRUCTION IS INITIATED.

STATE OR LOCAL CODES MAY DEVIATE FROM THE BASEMENT IS TO BE INSTALLED SINCE THERE ARE MANY DIFFERENT WAYS TO INSTALL A BASEMENT AND BASE AT THE POINT J.C.D. DOESN'T KNOW WHICH WAY IT IS TO BE DONE. THE BUILDER WILL SPECIFY BELOW THE MANNER IN WHICH IT WILL BE DONE.

BASEMENT INSULATION SHALL BE:



G.E.O. - THIS IS A PERMIT SET OF DRAWINGS FOR ONE HOME AT THE BELOW ADDRESS.  
DO NOT COPY THESE FOR ANYONE WITHOUT PERMISSION FROM J.C.D.

**© J.CALL DESIGN**

THESE DRAWINGS ARE TO BE USED FOR THE CONSTRUCTION OF 1 PROJECT ONLY FOR THE CLIENT AND ADDRESS NAMED ON THEM. ANY USE OR REPRODUCTION OF THEM VIOLATES FEDERAL COPYRIGHT LAWS. DO NOT COPY THESE DRAWINGS FOR ANYONE WITHOUT PERMISSION FROM J.CALL DESIGN.

**J. CALL DESIGN**

PLANNING AND DESIGN SERVICES FOR RESIDENTIAL AND COMMERCIAL

191 ROOMVIEW TRAIL, WINHAM, ME. 207-482-2810

SCALE	DRAWN BY
1/4" = 1'	J. CALL
DATE	PAGE
1/2016	3 OF 4

IN ACCEPTING THESE DRAWINGS, OWNERS REALIZE THAT THEY ARE FOR INFORMATIONAL PURPOSES ONLY. THEY FURTHER UNDERSTAND THAT J.CALL DESIGN IS NOT AN ARCHITECTURAL OR ENGINEERING COMPANY. THEY FURTHER UNDERSTAND THAT IT IS THE BUILDER OR GENERAL CONTRACTOR'S RESPONSIBILITY TO SEE THAT THIS PROJECT IS BUILT ACCORDING TO ALL STATE AND LOCAL BUILDING CODES THAT ARE IN EFFECT AT THE TIME OF CONSTRUCTION. THE OWNER AND THE BUILDER WILL BE RESPONSIBLE FOR OBTAINING ALL NECESSARY PERMITS AND TO VERIFY THAT ALL MEASUREMENTS AND WHAT THEY MEAN, IF ANY ERRORS ARE FOUND, JOB WILL BE ONLY CORRECTED BEFORE CONSTRUCTION BEGINS.

**ESTES DEV.**

LOT 6 ICE POND RD. PORTLAND, ME.

**FOUNDATION**