

SUBSURFACE WASTEWATER DISPOSAL SYSTEM APPLICATION

Department of Human Services
Division of Health Engineering
(207) 287-5672 FAX (207) 287-4172

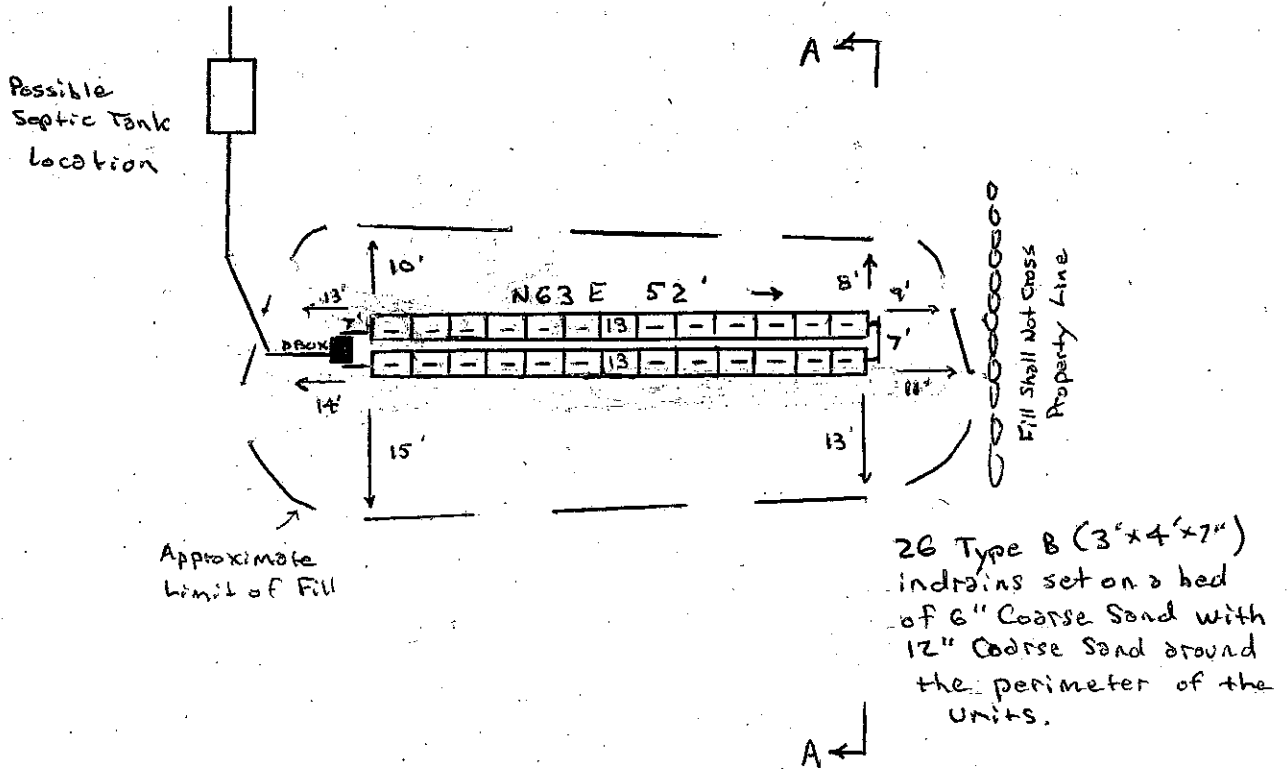
Town, City, Plantation
Portland

Street, Road, Subdivision
Ice Pond Drive

Owner's Name
Jake + Christina Small

SUBSURFACE WASTEWATER DISPOSAL PLAN

SCALE 1" = 20 FT.



FILL REQUIREMENTS

Depth of Fill (Upslope) **14"-20"**
Depth of Fill (Downslope) **20"-21"**

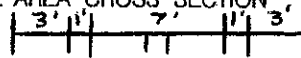
CONSTRUCTION ELEVATIONS

Finished Grade Elevation **-29"**
Top of Distribution Pipe **-37"**
Bottom of Disposal Area **-48"**

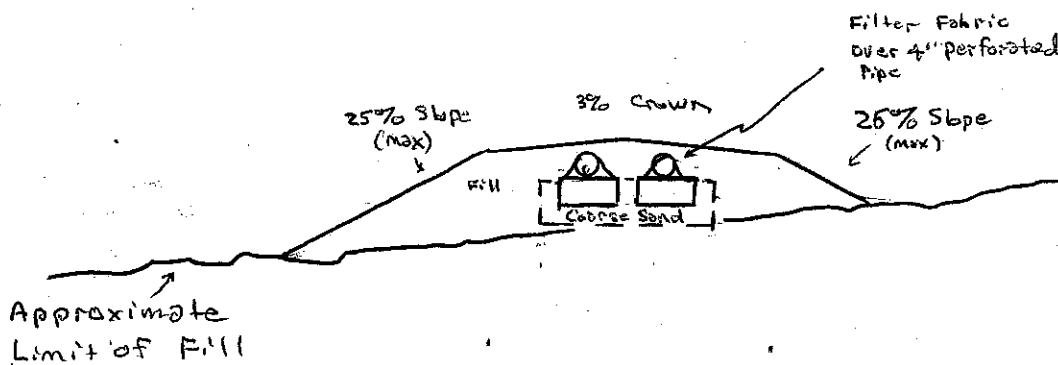
ELEVATION REFERENCE POINT

Location & Description **Nail set in 2" Maple Tree 36" Above Ground**
Reference Elevation **0'0"**

DISPOSAL AREA CROSS SECTION



SCALE:
VERTICAL: 1" = 5'
HORIZONTAL: 1" = 10'



Section A - A

[Signature]
Site Evaluator Signature

286
SE *

7/12/2017
Date