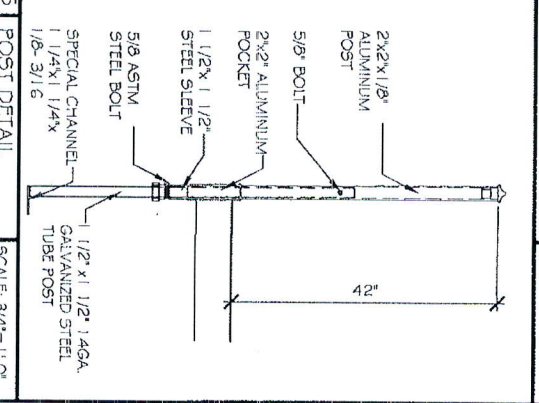
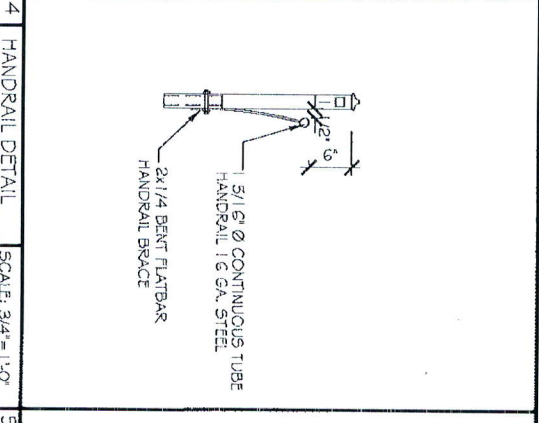
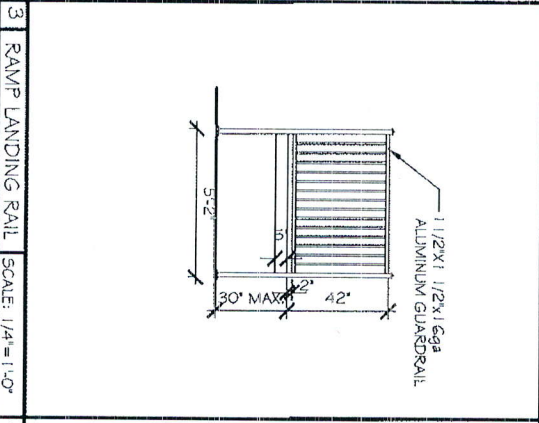
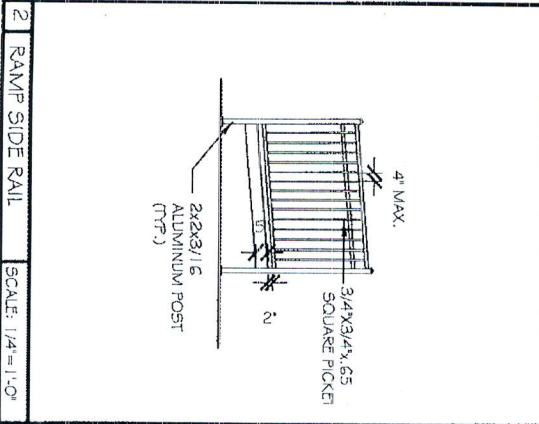


1 RAMP FLOOR PLAN AND SIDE VIEW

SCALE: 1/2" = 1'-0"



2	RAMP SIDE RAIL	SCALE: 1/4" = 1'-0"
3	RAMP LANDING RAIL	SCALE: 1/4" = 1'-0"
4	HANDRAIL DETAIL	SCALE: 3/4" = 1'-0"
5	POST DETAIL	SCALE: 3/4" = 1'-0"

STAVARES ASSOCIATES
 REGISTERED PROFESSIONAL ENGINEERS
 2024 SOUTH 17th AVE., SUITE 200, MIAMI, FL 33134
 (305) 857-1100 FAX (305) 857-1101
 WWW.STAVARES.COM

THE PLANS, SPECIFICATIONS AND DRAWINGS SHOWN ON THESE CONTRACT DOCUMENTS ARE THE PROPERTY OF STAVARES ASSOCIATES, INC. NO PART OF THESE DOCUMENTS SHALL BE REPRODUCED OR TRANSMITTED IN ANY FORM OR BY ANY MEANS, ELECTRONIC OR MECHANICAL, INCLUDING PHOTOCOPYING, RECORDING, OR BY ANY INFORMATION STORAGE AND RETRIEVAL SYSTEM, WITHOUT THE EXPRESS WRITTEN CONSENT OF STAVARES ASSOCIATES, INC.

PROJECT TITLE
 COMPLETE ACCESS STAIRS & RAMPS
 CODE: IBC 2006, 2007 USFC

SHEET TITLE
 RAMP FLOOR PLAN VIEW & DETAILS

PROJECT NUMBER
 10027

DRAWN BY
 ST

CHECKED BY
 RT

DATE
 05-14-2010

SHEET NO.
 A2.0