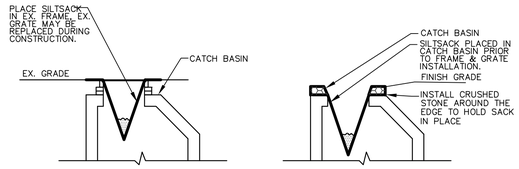

EXISTING BASIN

NEW INSTALLATION

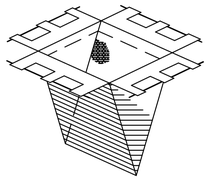

SILT SACK PROTECTION

NOTES:

PRIOR TO FINAL GRADING AND PAVING OPERATIONS BEGIN A CATCH BASIN INSERT (SUCH AS A SILT SACK OR A DANDY BAG I) MUST BE INSTALLED IN EACH BASIN PER MANUFACTURES INSTRUCTIONS. HAY BALES SHOULD BE REMOVED ONCE INSERTS ARE INSTALLED.

1 CATCH BASIN PROTECTION DETAIL (FOR PAVED AREAS)

NOT TO SCALE

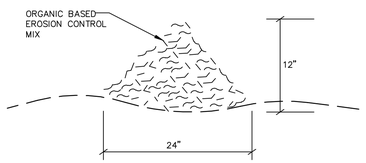

COMPOSITION

EROSION CONTROL MIX SHALL BE MANUFACTURED ON OR OFF THE PROJECT SITE SUCH THAT ITS COMPOSITION IS IN ACCORDANCE WITH THE MDEP MAINE EROSION AND SEDIMENT CONTROL BMP MANUAL, LAST REVISED 3/2003 OR LATER. IT MUST CONSIST PRIMARILY OF ORGANIC MATERIAL, SEPARATED AT THE POINT OF GENERATION, AND MAY INCLUDE: SHREDDED BARK, STUMP GRINDINGS, COMPOSTED BARK, OR ACCEPTABLE MANUFACTURED PRODUCTS. WOOD AND BARK CHIPS, GROUND CONSTRUCTION DEBRIS OR REPROCESSED WOOD PRODUCTS WILL NOT BE ACCEPTABLE AS THE ORGANIC COMPONENT OF THE MIX.

INSTALLATION:

1. THE BARRIER MUST BE PLACED ACROSS THE SLOPE, ALONG THE CONTOUR.
2. EXISTING GROUND SHALL BE PREPARED SUCH THAT THE BARRIER MAY LIE NEARLY FLAT ALONG THE GROUND TO AVOID THE CREATION OF VOIDS AND BRIDGES IN ORDER TO MINIMIZE THE POTENTIAL OF WASH OUTS UNDER THE BARRIER.
3. THE BARRIER SHALL BE A MINIMUM OF 1 FOOT HIGH (AS MEASURED ON THE UPHILL SIDE) AND 2 FEET WIDE FOR SLOPES LESS THAN 5% IN GRADE AND SHALL BE WIDER TO ACCOMMODATE THE ADDITIONAL RUNOFF.
4. EROSION CONTROL MIX CAN BE INSTALLED WHERE SILT FENCE IS ILLUSTRATED ON THE DESIGN PLANS IN AREAS EXCEPT IN, BUT NOT LIMITED TO, THE FOLLOWING AREAS: WETLAND AREAS, AT POINTS OF CONCENTRATED FLOW, BELOW CULVERT OUTLET APRONS, AROUND CATCH BASINS AND CLOSED STORM SYSTEMS AND AT THE BOTTOM OF STEEP SLOPES THAT ARE MORE THAN 50 FEET FROM TOP TO BOTTOM.

2 EROSION CONTROL MIX BERM

NOT TO SCALE

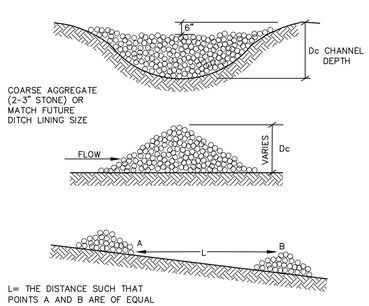

3 STONE CHECK DAM

NOT TO SCALE

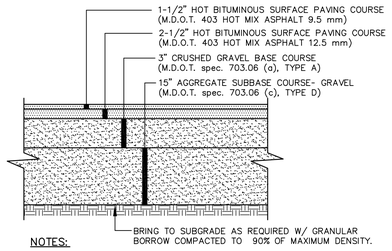

NOTES:

1. COMPACT GRAVEL SUBBASE, BASE COURSE TO 92% OF MAXIMUM DENSITY USING HEAVY ROLLER COMPACTION.
2. CONTRACTOR SHALL SET GRADE STAKES MARKING SUBBASE AND FINISH GRADE ELEVATIONS FOR CONSTRUCTION REFERENCE.

4 TYP. PAVED PARKING LOT SECTION

NOT TO SCALE

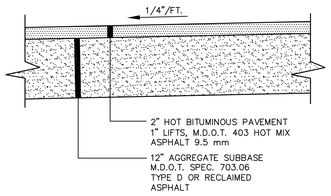

5 BITUMINOUS SIDEWALK

NOT TO SCALE

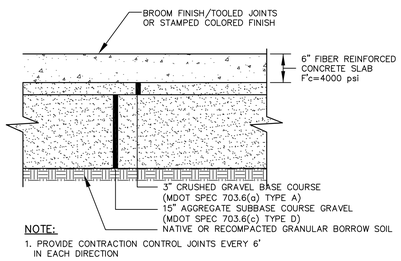

NOTE:

1. PROVIDE CONTRACTION CONTROL JOINTS EVERY 6' IN EACH DIRECTION

6 CONCRETE SLAB FOR SOLIDWASTE ENCLOSURE, TRANSFORMER, AND GENERATOR PAD

NOT TO SCALE

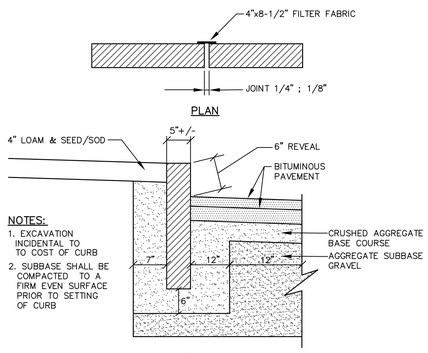

NOTES:

1. EXCAVATION INCIDENTAL TO TO COST OF CURB
2. SUBBASE SHALL BE COMPACTED TO A FIRM EVEN SURFACE PRIOR TO SETTING OF CURB

7 VERTICAL GRANITE CURB

NOT TO SCALE

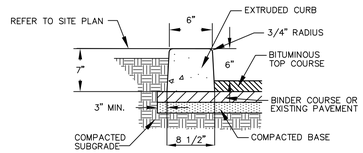

NOTE:

USE SLOPED MOLD WHEREVER CURB ABUTS LANDSCAPE AREAS.

8 SLIPFORM CONCRETE CURB

NOT TO SCALE

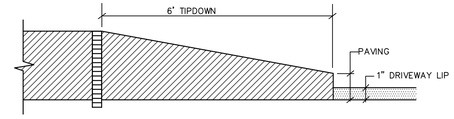

9 TYPICAL TIPDOWN CURB INSTALLATION

NOT TO SCALE

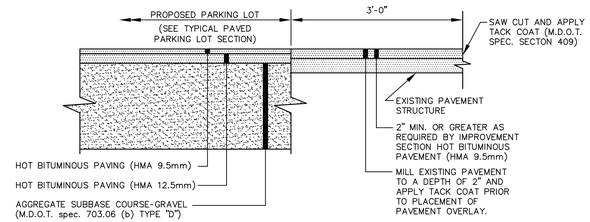

10 TYPICAL PAVEMENT JOINT

NOT TO SCALE

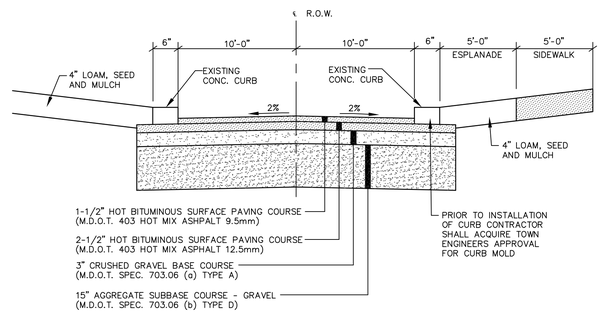

11 TYPICAL DRIVEWAY SECTION

NOT TO SCALE

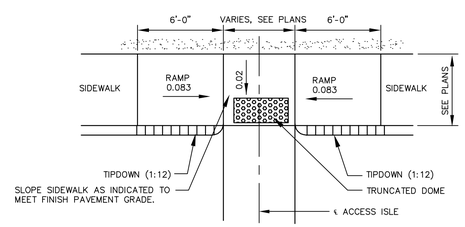

NOTE:
ALL OTHER RAMPS SHALL HAVE MAX. SLOPE OF 0.083 '/' FOR LENGTH OF 6'-0".

12 TYPICAL SIDEWALK/HANDICAP RAMP

NOT TO SCALE

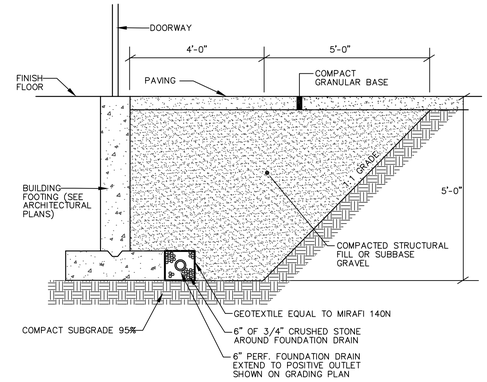

13 5' GRANULAR BASE @ DOOR THRESHOLD

NOT TO SCALE

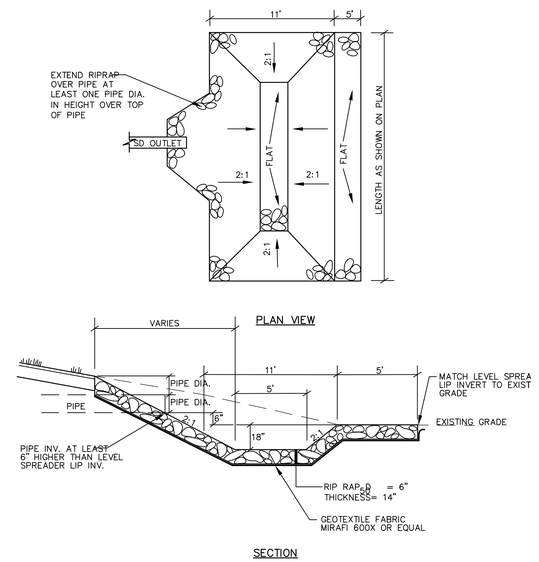

14 RIPRAP LEVEL SPREADER OUTLET

NOT TO SCALE

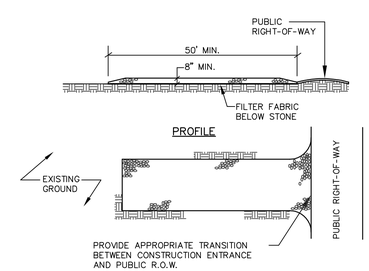

NOTES:

1. STONE SIZE- AASHTO DESIGNATION M43, SIZE NO. 2 (2 1/2" TO 1 1/2"). USE CRUSHED STONE.
2. LENGTH- AS SHOWN ON PLANS, MIN. 50 FEET.
3. THICKNESS- NOT LESS THAN EIGHT (8) INCHES.
4. WIDTH- NOT LESS THAN FULL WIDTH OF ALL POINT OF INGRESS OR EGRESS.
5. MAINTENANCE- THE ENTRANCE SHALL BE MAINTAINED IN A CONDITION WHICH WILL PREVENT TRACKING OR FLOWING OF SEDIMENT ONTO PUBLIC RIGHT-OF-WAY. THIS MAY REQUIRE PERIODIC TOP DRESSING WITH ADDITIONAL STONE AS CONDITIONS DEMAND AND REPAIR AND/OR CLEANOUT OF ANY MEASURES USED TO TRAP SEDIMENT. ALL SEDIMENT SPILLED, DROPPED, WASHED OR TRACKED ONTO PUBLIC RIGHT-OF-WAY MUST BE REMOVED IMMEDIATELY.

15 STABILIZED CONSTRUCTION ENTRANCE

NOT TO SCALE

STATE OF MAINE
ROBERT A. MITCHELL
No. 6422
LICENSED
PROFESSIONAL ENGINEER
9-18-15

DESIGNED	CHECKED
PDO	RAM

REV.	BY:	DATE:	STATUS:
A	RAM	9-18-15	PLAN SUBMISSION TO CITY OF PORTLAND

THIS PLAN SHALL NOT BE MODIFIED WITHOUT WRITTEN PERMISSION FROM SEBAGO TECHNICS, INC. ANY ALTERATIONS, AUTHORIZED OR OTHERWISE, SHALL BE AT THE USER'S SOLE RISK AND WITHOUT LIABILITY TO SEBAGO TECHNICS, INC.

SEBAGO TECHNICS
WWW.SEBAGOTECHNICS.COM
75 John Roberts Rd. Suite 1A
South Portland, ME 04106
Tel. 207-200-2100
250 Goddard Rd. Suite B
Lewiston, ME 04240
Tel. 207-783-9595

DETAILS
OF:
PORTLAND RETIREMENT RESIDENCE
802 OCEAN AVENUE
PORTLAND, ME
FOR:
HAWTHORN DEVELOPMENT GROUP, LLC
9310 NE VANCOUVER MALL DR., STE200
VANCOUVER, WA 98662-8210

PROJECT NO.	SCALE
14432	NTS

14432D.dwg, TAB: D2