NOTES THIS SHEET

1. ROUTE GAS DOWN & MANIFOLD BRANCHES OFF FULL SIZE HEADER IN WALL. CONNECT TO EQUIPMENT NUMBERS 39, 41, 42, AND 43. PROVIDE MANUAL SHUT-OFF VALVES UP FRONT FOR EACH PIECE OF EQUIPMENT.
2. PROVIDE MANUAL SHUT-OFF VALVE, UNIONS, AND SOLENOID VALVE FOR INTERTIE WITH HOOD FIRE SUPPRESSION SYSTEM.
3. SEE FIRST FLOOR CORE PLAN FOR CONTINUATION OF 1-1/4" 140° HW, 3/4" 140° HWR, 1-1/4" CW, 1-1/4" 120° HW, 3/4" 120° HWR.
4. 1/2" CW DN TO PRESSURE REDUCING VALVE, THEN TO EQUIPMENT.
5. HW DN TO CHECK VALVE, STRAINER, PRESSURE REDUCING VALVE & WATER HAMMER ARRESTER, THEN TO EQUIPMENT.
6. 2" GAS UP.
7. 1/2" CW DN TO PRESSURE REDUCING VALVE AND CODE APPROVED BACK FLOW PREVENTER, THEN TO EQUIPMENT.
8. ROUTE 3/4" CONDENSATE DRAIN TO P-12.

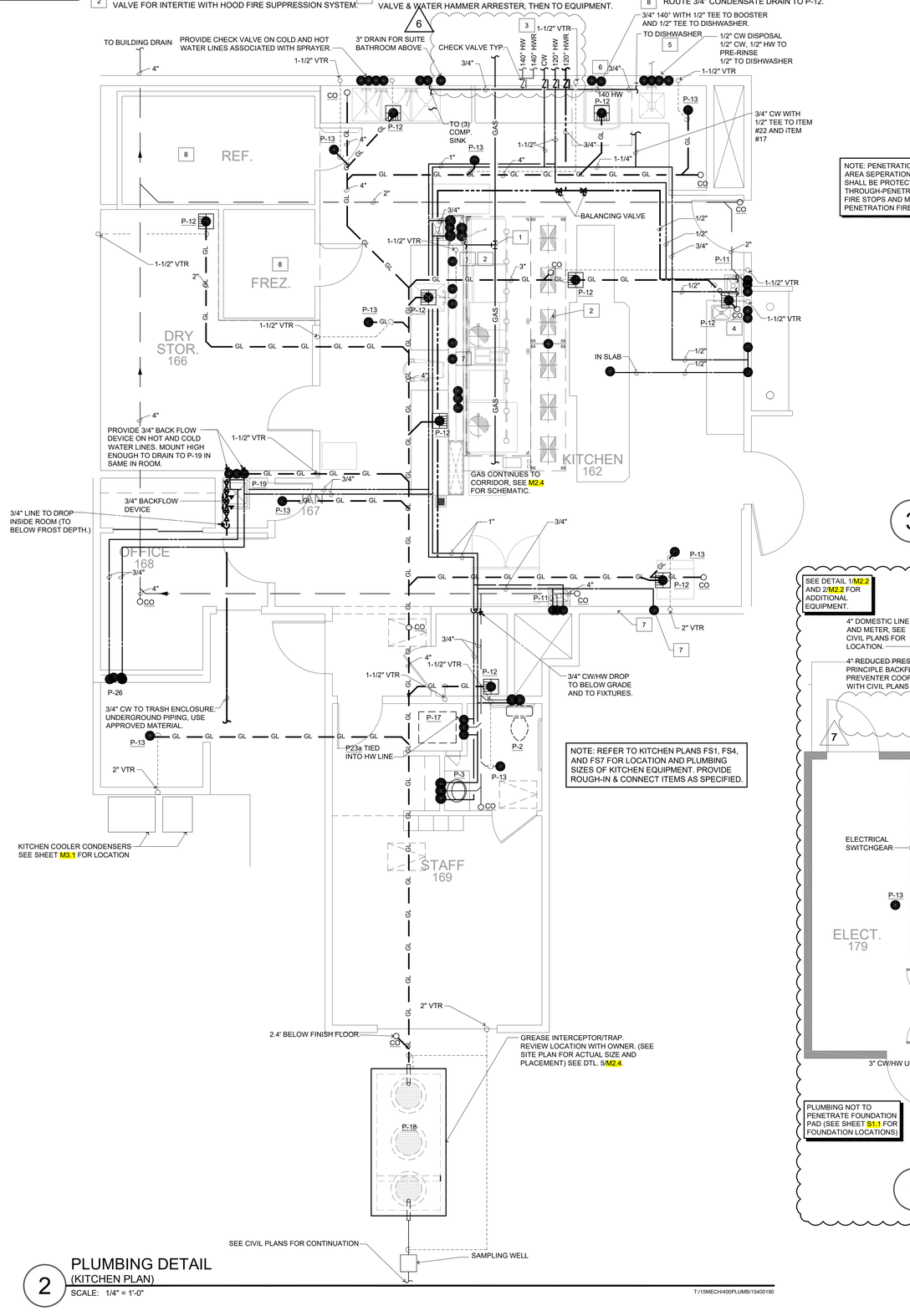

NOTE: PENETRATIONS OF AREA SEPERATION WALLS SHALL BE PROTECTED WITH THROUGH-PENETRATION FIRE STOPS AND MEMBRANE PENETRATION FIRE STOPS

NOTE: REFER TO KITCHEN PLANS FS1, FS4, AND FS7 FOR LOCATION AND PLUMBING SIZES OF KITCHEN EQUIPMENT. PROVIDE ROUGH-IN & CONNECT ITEMS AS SPECIFIED.

2 PLUMBING DETAIL (KITCHEN PLAN)

SCALE: 1/4" = 1'-0"

T:/15MECH/400PLUMB/15400190

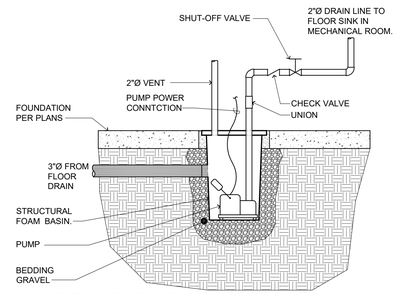

3 SUMP PUMP (P-32)

THEATER

SCALE: N.T.S.

T:/15MECH/400PLUMB/15400611

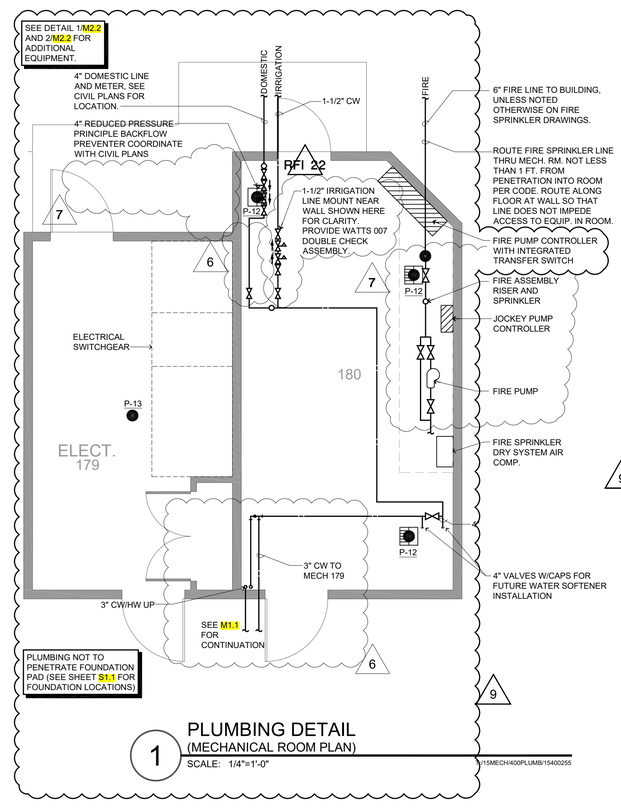

1 PLUMBING DETAIL (MECHANICAL ROOM PLAN)

SCALE: 1/4"=1'-0"

T:/15MECH/400PLUMB/15400255

PLUMBING KEY NOTES

1. GAS MAIN SEE 1/M2.4
2. SEE 2/M2.3 FOR THIS AREA.
3. TYPICAL RISER, SEE 4/M2.2.
4. ROUTE PIPING TO FIXTURES ON FLOOR ABOVE/BELOW. SEE RISERS DETAIL.
5. CONNECT INTERIOR ROOF DRAIN TO STORM WATER SYSTEM. SEE CIVIL PLANS.
6. DISCHARGE 6" ABOVE LOWER ROOF AS SHOWN. MIN. 1/8" PER FT. SLOPE.
7. PROVIDE SHUT-OFF VALVES AND ACCESS. SEE RISER 3/M2.2.
8. ROUTE GAS PIPING UP/DOWN. SEE 1/M2.4
9. HOSE BIBB (P-23) - (FROST FREE)
10. HOSE BIBB (P-23) IN MECH. WELL. - (FROST FREE)
11. FUTURE DOOR (DO NOT PLUMB IN THIS LOCATION).
12. CLEAN OUT OR MANHOLE AS REQ'D BY LOCAL CODE.
13. PROVIDE CONDENSATE LINE FOR FUTURE THRU-WALL PTAC UNITS IN "C" UNIT SPARE BEDROOMS.
14. ROUTE WATER MAINS OVERHEAD TO MECH. ROOM
15. 3/4" CONDENSATE DRAIN. SEE 7/M2.1.
16. NO PLUMBING ROUTED IN STAIR WALL-UTILIZE 2X6 FUR OUT.
17. 3" ROOF DRAIN, UNLESS NOTED OTHERWISE ON DRAWING.
18. SLEEVE WASTE PIPING THROUGH FOUNDATION.
19. PROVIDE 3/4" CONDENSATE DRAIN FOR FUTURE PTAC. SEE 7/M2.1.

PLUMBING FIXTURE SCHEDULE

SYM	DESCRIPTION	CONNECTION SIZE W	V	CW	HW
P-1	WATER CLOSET: NIAGARA: N2226 COMBO ELONGATED ADA FLOOR MOUNTED, TANK TYPE, FLAPPERLESS, ELONGATED 16.5 IN. H.C. HT. BOWL, VITREOUS CHINA. BOLT CAPS, SUPPLY AND STOP, 1.6 GPF SEAT: BEMIS 1500PRO W/ COVER. FLUSH CONTROL TO BE LOCATED ON THE WIDE SIDE OF TOILET AREA AWAY FROM WALL.	3"	2"	1/2"	---
P-2	WATER CLOSET: SAME AS P-1 EXCEPT SEAT. SEAT: BEMIS 1850EC W/ COVER, W/ OPEN FRONT. FLUSH CONTROL TO BE LOCATED ON THE WIDE SIDE OF TOILET AREA AWAY FROM WALL.	3"	2"	1/2"	---
P-3	LAVATORY: ELJER 051-0124, MURRAY OVAL (20"X17"), COUNTERTOP, FRONT OVERFLOW, SELF-RIMMING, SEALANT, FAUCET HOLES 4" oc. ADA VITREOUS CHINA. FITTINGS: 1-1/4 IN. BY 1-1/2 IN. P-TRAP . SUPPLIES AND STOPS. FAUCET: LEVER HANDLE TYPE, 4 IN. CENTERS, C.P. METAL HANDLE, 3/8 IN. O.D. COPPER TUBE INLETS, METAL POP-UP DRAIN, CHROME FINISH. MOEN L64620, 1.5 GPM AERATOR.	1-1/2"	1-1/2"	1/2"	1/2"
P-3a	LAVATORY: UNDER COUNTER WITH OVERFLOW: KOHLER K-2609 OVAL (20"X17"), ADA STAINLESS STEEL FITTINGS: 1-1/4 IN. BY 1-1/2 IN. P-TRAP. SUPPLIES AND STOPS. FAUCET: SINGLE HOLE COUNTER MOUNT SINGLE LEVER HANDLE WITH CHROME FINISH. MOEN 6400, 1.5 GPM AERATOR.	1-1/2"	1-1/2"	1/2"	1/2"
P-4	SINK: ELKAY DAYTON D11719 SINGLE COMPARTMENT, 22 GAUGE STAINLESS STEEL, SOUND DEADENED, 17"X19" (BOWL DIM. 14"x14") SELF-RIMMING, 4 IN. CENTER-2 HOLE, J-35 CUP STRAINER. FITTINGS: SUPPLIES, STOPS, 1-1/2 IN. P-TRAP. FAUCET: MOEN 4904, KITCHEN DECK/SINGLE HANDLE TYPE, 4 IN. CENTERS, GOOSENECK SPOUT, ESCUTCHEON. WITH 1.5 GPM AERATOR.	2"	1-1/2"	1/2"	1/2"
P-4a	SINK: ELKAY: ELUHAD1316 ADA UNDER COUNTER SINGLE COMPARTMENT, 18 GAUGE STAINLESS STEEL, SOUND DEADENED, 16X18-1/2XS-1/8" DEEP WITH J-35 CUP STRAINER. FITTINGS: SUPPLIES, STOPS, 1-1/2 IN. P-TRAP. FAUCET: MOEN 7423 WITH 1.5 GPM AERATOR.	2"	1-1/2"	1/2"	1/2"
P-4b	SINK: MOEN KG2045622 ADA SINGLE COMPARTMENT, HEAVY GAUGE STAINLESS STEEL, SOUND DEADENED, 15"x15" (BOWL DIM. 12"x10"), 5-1/2" DEEP, SELF-RIMMING, 4 IN. CENTER-2 HOLE, J-35 CUP STRAINER. FITTINGS: SUPPLIES, STOPS, 1-1/2 IN. P-TRAP. FAUCET: MOEN 4904, KITCHEN DECK/SINGLE HANDLE TYPE, 4 IN. CENTERS, GOOSENECK SPOUT, ESCUTCHEON. WITH 1.5 GPM AERATOR.	2"	1-1/2"	1/2"	1/2"
P-5	MISC. SINK: JUST DL-2128-A-GR DOUBLE COMPARTMENT, 18 GAUGE STAINLESS STEEL, SOUND-DEADENED, 21 IN. FRONT TO BACK x 28 IN. LEFT TO RIGHT x 7 IN. DEPTH, SELF-RIMMING, THREE HOLE, (2) JB-99 DRAIN FITTINGS: SUPPLIES, STOPS, 1-1/2 IN. P-TRAP. FAUCET: KITCHEN DECK/SINGLE HANDLE TYPE, 8 IN. CENTERS, SWING SPOUT, AERATOR. MOEN 67425. DISPOSAL: IN SINK-ERATOR 777SS	2"	1-1/2"	1/2"	1/2"
P-6	SHOWER ENCLOSURE: 60" IN. x 36 IN. CLEAR INSIDE DIMENSIONS. FIBERGLASS SHOWER ENCLOSURE. FITTINGS: P-TRAP, GRID DRAIN. BATH/SHOWER VALVE: CP METAL, SINGLE-HANDLE PRESSURE BALANCING W/ ADJUSTABLE TEMPERATURE LIMIT. SINGLE LEVER HANDLE. LIMIT FLOW TO 1.75 GPM, MOEN TL182EP (WITH STOPS) SHOWER ONLY. INTERIOR ELEVATIONS. AQUATIC 1603-CFS WITH 1-1/4" DAM. PROVIDE BLOCKING FOR GRAB BARS ON SHOWER, PER DETAIL 12/A8.3a.	2"	1-1/2"	1/2"	1/2"
P-7	SHOWER ENCLOSURE: 60" IN. x 36 IN. CLEAR INSIDE DIMENSIONS. FIBERGLASS SHOWER ENCLOSURE. FITTINGS: P-TRAP, GRID DRAIN. BATH/SHOWER VALVE: CP METAL, SINGLE-HANDLE PRESSURE BALANCING W/ ADJUSTABLE TEMPERATURE LIMIT, MOEN 62370 VALVE. SINGLE LEVER HANDLE, LIMIT FLOW TO 1.75 GPM, MOEN 52224GBM17 (WITH STOPS). HANDHELD SINGLE FUNCTION SPRAY SHOWER, 70" METAL SPIRAL HOSE, VACUUM BREAKER AND 24" GRAB BAR, MOEN TL181 TRIM. INTERIOR ELEVATIONS. AQUATIC 1603-CFS WITH1-1/4" DAM. PROVIDE BLOCKING ON SHOWER. PROVIDE AND INSTALL "L" SHAPED GRAB BAR, PER DETAIL 12/A8.3a.	2"	1-1/2"	1/2"	1/2"
P-8	BATHTUB: 5 FT. ONE PIECE FIBERGLASS TUB/SHOWER, WITH GRAB BAR. IN TYPICAL SUITE BOTTOM MAX 1/2" ABOVE FLOOR, LEDGE TO BE 16" ABOVE FLOOR. MINIMUM WATER CAPACITY 39 GALLONS. APPROVAL OF FIXTURE AT TIME OF SUBMITTAL. FITTINGS: TRIP LEVER WASTE/OVERFLOW, P-TRAP. BATH/SHOWER VALVE: CP METAL, SINGLE HANDLE PRESSURE BALANCING W/ ADJUSTABLE TEMP. LIMIT. SINGLE-LEVER HANDLE, LIMIT FLOW TO 1.75 GPM, MOEN TL183EP (WITH STOPS) & 62370 SHOWER & TUB TRIM. LOCATE GRAB BAR AS PER ARCH. INTERIOR ELEVATIONS. LOCATION: ALL BATHTUBS AS SHOWN ON ARCH. AQUATIC 2603-SG. PROVIDE BLOCKING ON TUB PER DETAIL 12/A8.3a.	2"	1-1/2"	1/2"	1/2"
P-9	NOT USED.				
P-10	SELF-CONTAINED, WALL HUNG ELECTRIC WATER COOLER: ELKAY EZSTL8C. BARRIER-FREE ACCESS, 8.8 GPH CAPACITY AT 80°F AMBIENT/80°F IN/50°F OUTLET WATER TEMPERATURE, HANGER, (SUPPORT CARRIER), PLUG-IN, 3-WIRE CORD. 1/5 HP/115V/1 PHASE. FITTINGS: 1 1/4 IN. X 1 1/2 IN. P-TRAP, SCREWDRIVER STOP, TUBING SUPPLY.	1-1/2"	1-1/2"	3/8"	---
P-11	HAND SINK: FITTINGS: 1-1/4 IN. BY 1-1/2 IN. P-TRAP. SUPPLIES AND STOPS. CARRIER: AMERICAN STANDARD 382430-106 WALL HANGER. ACCESSORIES INCLUDE: MOEN 8248 BLADE HANDLES PRESSURE BALANCING MIXING VALVE: MOEN 104451 (MAX HW TEMP. 110°F). FAUCT-MOUNT EYEWASH, EMEDCO EW7-CV. SINK PROVIDED KITCHEN EQUIP, CONTRACTOR.	1-1/2"	1-1/2"	1/2"	1/2"
P-12	FLOOR SINK: 12-1/2 IN. SQUARE TOP, 6 IN. DEEP. HEAVY CAST-IRON WITH ACID- RESISTANT COATING INTERIOR, NICKEL BRONZE RIM AND 1/2 GRATE, COORDINATE W/ KITCH SUPPLIER. COMMERCIAL ENAMEL 906-2	3"	1-1/2"	---	----
P-13	FLOOR DRAIN: CAST-IRON BODY WITH ADJUSTABLE ROUND POLISHED NICKEL BRONZE TOP. STRAINER DIAMETER 6 IN. 1/2" TRAP PRIMER CONNECTION WITH INTEGRAL SEEPAGE PAN. PROVIDE WITH P-TRAP. 3 INCH DRAIN. J.R. SMITH 2005-A ON CONCRETE FLOOR, 2005-A-DX ON WOOD FLOOR. 2 INCH DRAIN ON ALL PUBLIC RESTROOMS.	3"	1-1/2"	---	---
P-14	LAUNDRY SINK: MUSTEE UTILATUB 19F, FLOOR-MOUNTED OR MUSTEE UTILITY SINK 10C, COUNTER- MOUNTED SEE PLANS. MOEN 8277 FAUCET ASSEMBLY.	2"	1-1/2"	1/2"	1/2"
P-15	SHAMPOO SINK: BELVEDERE NO. 3800 COLOR WHITE, W/403 VACUUM BREAKER, 314 FLO-TEMP PLATE, 622 FLO-TEMP. MIXING VALVE, 5001244 HOSE RECEIVER AND HT-1 HAIR TRAP.	2"	1-1/2"	1/2"	1/2"
P-16	ADA COMPLIANT SINGLE COMPARTMENT MOEN 22131 SINK, 20 GA., SOUND DEADENED, 16" FRONT TO BACK, 21" LEFT TO RIGHT, 5 1/2" DEEP. DRAIN LOCATION RIGHT REAR. SELF RIMMING, 4-HOLE, 4" O.C. JV-35 DRAIN, . FITTINGS- SUPPLIES, STOPS, P-TRAP, INSULATED DRAIN, AND HW PIPING. FAUCET- SINGLE HANDLE KITCHEN FAUCET W/SWING SPOUT AND AERATOR. MOEN 67425.	1-1/2"	1-1/2"	1/2"	1/2"
P-16A	ADA COMPLIANT UNDER COUNTER TWO COMPARTMENT ELKAY ELUHAD3118 SINK, 18 GA. 30-3/4" X 18-1/2" WITH JV-35 DRAIN. FITTINGS- SUPPLIES, STOPS, P-TRAP, INSULATED DRAIN, AND HW PIPING. FAUCET: PROVIDE (2) SINGLE HANDLE KITCHEN FAUCET WITH SWING SPOUT AND AERATOR. MOEN 67425.	1-1/2"	1-1/2"	1/2"	1/2"
P-17	WASHING MACHINE SUPPLY AND DRAIN RECESSED BOX: 1/2 IN. HOT AND COLD BOTTOM SUPPLY CONNECTION WITH SHUT-OFF VALVES, 2 IN. DRAIN CONNECTION. FIRE-RATED WASHING MACHINE BOX GUY GRAY FR12 AND FILTROL 160 LINT FILTER. LOCATION: AT ALL WASHING MACHINES.	2"	1-1/2"	1/2"	1/2"
P-18	GREASE INTERCEPTOR: AS REQUIRED BY LOCAL OFFICIAL. COMPLETE W/SEALED (AIR-TIGHT) METAL LID AND RINGS. SEE 5/M2.4 FOR CAPACITY.				
P-19	SERVICE SINK: FIAT TSB500 FLOOR MOUNTED, 24 IN. x 24 IN. x 10 IN., MOLDED IN STONE, S.S. DOMED STRAINER, RIM GUARDS AND MSG-2424 WALL GUARDS. MOEN 8199 HOSE & BRACKET, MOEN 8198-MOP BRACKET. FAUCET: MOEN 8230, HOSE END SPOUT WITH INTEGRAL VACUUM BREAKER, PAIL HOOK AND WALL BRACE. PROVIDE CHECK VALVE ON BOTH HOT AND COLD WATER LINE .INCLUDE P23a WITH HW LINE.	3"	1-1/2"	1/2"	1/2"
P-20	POST HYDRANT (NON FREEZE). 6' DEPTH OF BURY WADE W8610.	--	--	3/4"	--
P-21	WATER SOFTENER: CULLIGAN HI-FLO 3, HC 150 T-D, OWNER SUPPLIED CONTR. TO INSTALL, CONTRACTOR TO INSTALL SHUT-OFF AND BY-PASS AND VALVES WHETHER SOFTENER IS PROVIDED OR NOT.	--	--	2"	--
P-22	NOT USED.	--	--	--	--
P-23	HOSE BIBB: WOODFORD #25. FROST PROOF W/ VACUUM BREAKER	--	--	3/4"	--
P-23a	HOSE BIBB: CHICAGO NO 998 - RCF - W/ INTEGRAL VACUUM BREAKER	--	--	--	3/4"
P-24	ROOF DRAIN - JR SMITH 1330 W/UNDERDECK CLAMP.	3"/4"	--	--	--
P-25	ROOF OVERFLOW DRAIN - JR SMITH 1330 W/2" HIGH SOLID WATER DAM W/UNDERDECK CLAMP. WITH J.R. SMITH 1770 DOWNSPOUT NOZZLE AT DISCHARGE - 3".	3"	--	--	--
P-26	HOSE BIBB: WOODFORD #V22. HOT AND COLD WATER FROST PROOF W/ VACUUM BREAKER VERTICAL MOUNT.	--	--	3/4"	3/4"
P-27	SINK: ADA COMPLAINT WALL MOUNT LAVATORY KOHLER K-2005 20" X 18", VITREOUS CHINA, FRONT OVERFLOW FAUCET 3 HOLES ON 8" O.C. WITH RIGHT SIDE SOAP DISPENSER. ADA COMPLIMENT DRAIN AND FAUCET HARDWARE, MOEN 8224.	1-1/2"	1-1/2	1/2"	1/2"
P-28	URINAL: ADA WALL-MOUNTED, WALL-HANGER BRACKETS, VITREOUS CHINA, 1 GPF: KOHLER STANWELL K-4972-ET WITH FLUSH VALVE: SLOAN MODEL 180-1.0 ROYAL MODEL FLUSHMETER.	1-1/2"	1-1/4"	1"	--
P-29	NOT USED				
P-30	DIGITAL MIXING VALVE. WATTS INTELLISTATION MODEL #LFIS150CFS. FACTORY INSTALLED RECIRCULATION PUMP: (TACO IL0014-SF5) 4 GPM @ 20FT HEAD	--	--	2"	2"
P-31	SUMP PUMP OIL MINDER DUAL PUMP LIQUIDATOR SYSTEM: STANCOR SE-100HH O/M PACKAGED SYSTEM. POWER: 1HP 115V 16A. OPERATION: 2" PIPE AT (TDH) 3000 GPH AT 47 FT. DETAIL 15/M2.1.	2"	--	--	--
P-32	SUMP PUMP: LITTLE GIANT WRS-6, 1/3HP, 115 VOLTS, 5 GALLON. DETAIL 3/M2.3.	2"	--	--	--

NOTE: REFER TO ARCHITECTURAL SHEETS FOR KITCHEN EQUIPMENT SCHEDULES AND ADA LAVATORY MOUNTING HEIGHTS.

PLUMBING LEGEND

- COLD WATER PIPING
- 120°F DOMESTIC HOT WATER PIPING
- 120°F DOMESTIC HOT WATER RECIRC. PIPING
- 140°F DOMESTIC HOT WATER PIPING
- 140°F DOMESTIC HOT WATER RECIRC. PIPING
- STORM DRAIN ABOVE GRADE
- STORM DRAIN BELOW GRADE
- VENT PIPING
- GREASE LINE PIPING
- NATURAL GAS PIPING
- PIPING BELOW GRADE
- UNION: GATE OR BALL VALVE: CHECK VALVE
- PRESSURE REGULATING VALVE
- BALANCING VALVE
- HOSE BIBB WITH INTEGRAL VACUUM BREAKER
- PIPE WITH END CAP, REFER TO NOTE ON DWG.
- RD ROOF DRAIN
- OFD OVERFLOW DRAIN
- SANITARY SEWER BELOW SLAB/GRADE
- SANITARY SEWER ABOVE SLAB/GRADE
- CO CLEANOUTS TO GRADE OR FINISH FLOOR, WITH COVER.
- FS FLOOR SINK
- FD FLOOR DRAIN
- PLUMBING CONNECTION
- FIRE DEPARTMENT CONNECTION

lenity architecture
3150 Kettle Court SE, Salem, Oregon 97301
P 503 399 0090 F 503 399 0565 W lenityarchitecture.com

COLSON AND COLSON GENERAL CONTRACTOR, INC.
2260 McGILCHRIST STREET SE, SUITE 200
SALEM, OREGON, 97302
PHONE (503) 586-7401

PORTLAND RETIREMENT RESIDENCE
802 OCEAN AVE. PORTLAND, MAINE 04103

PLUMBING DETAILS AND SCHEDULES

9	8/1/2017
7	4/20/2017
6	3/13/2017

DATE 8/28/2015

REVISED DATE
1 9/22/2015
2 2/2/2016

SHEET M2.3

PLUMBING

©2015 Lenity Architecture

save:8/3/2017 4:45 PM jsecrist plot:8/4/2017 3:14 PM jsecrist file:p:\haverton\mre-portland\mechm2.3 plumbing schedules & details.dwg M2.3