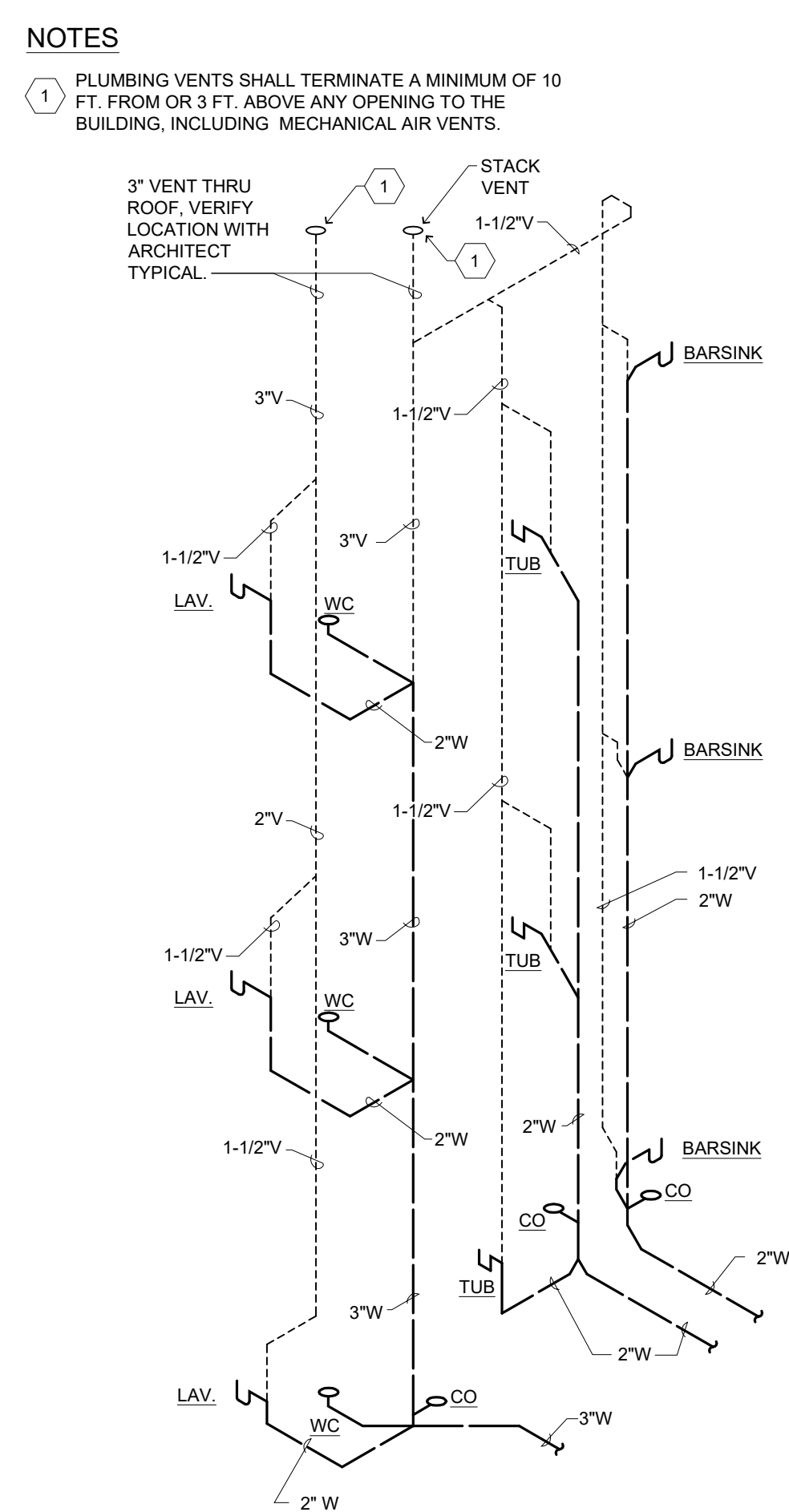


NOTE:
1. PROVIDE 2" STANDPIPE 18"-36" LONG AT ALL CLOTHES WASHERS.
2. NO CONN. INTO DRAINAGE SYSTEM WITHIN 8 FEET OF LAUNDRY STACK FOR SUDS RELIEF.

9 LAUNDRY DRAIN AND VENT RISER (SCHEMATIC)
SCALE: N.T.S.

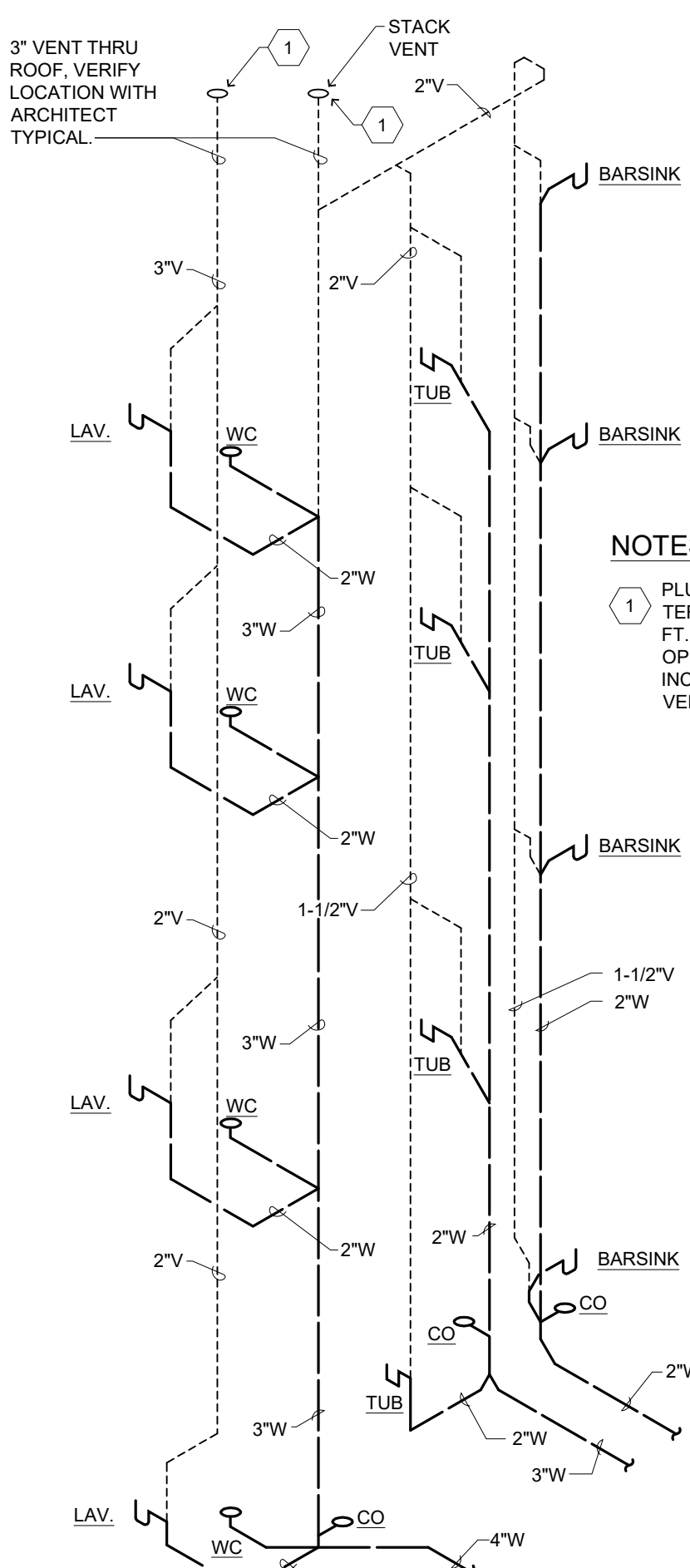
T:\15MECH\400PLUMB\15400191



NOTES
1. PLUMBING VENTS SHALL TERMINATE A MINIMUM OF 10 FT. FROM OR 3 FT. ABOVE ANY OPENING TO THE BUILDING, INCLUDING MECHANICAL AIR VENTS.

6 WASTE DETAIL (RISER SCHEMATIC 3-STORY)
SCALE: N.T.S.

T:\15MECH\400PLUMB\15400219



NOTES
1. PLUMBING VENTS SHALL TERMINATE A MINIMUM OF 10 FT. FROM OR 3 FT. ABOVE ANY OPENING TO THE BUILDING, INCLUDING MECHANICAL AIR VENTS.

3 WASTE DETAIL (RISER SCHEMATIC 4-STORY)
SCALE: N.T.S.

T:\15MECH\400PLUMB\15400220

FIRE BARRIER PENETRATION PROTECTION
PROTECT ALL PENETRATIONS OF FIRE RATED CONSTRUCTION:
DRAFT STOPS AROUND ALL PLUMBING AND ELECTRICAL PENETRATIONS AT FIRE RATED CONSTRUCTION, INCLUDING CONDUIT, FIXTURES, OUTLETS, PIPES, PANEL BOXES, ETC.
A) METAL PRODUCTS:
1) ASTM E-814 MIN. OR AS REQ'D BY BUILDING OFFICIAL.
2) LISTED SILICONE FOAM
B) PLASTIC PRODUCTS:
1) UL LISTED FIRE BARRIER PENETRATION SEALING SYSTEM.
PENETRATIONS:
INSTALL ACCORDING TO MANUFACTURERS INSTRUCTIONS.
LISTINGS AND APPROVALS:
-UL 1479 FIRESTOPS, TESTS OF THROUGH PENETRATIONS
-ASTM E-119 FIRE TEST OF BLDG. CONST. AND MATERIALS
-ASTM E-814 FIRE TESTS OF THRU PENETRATION FIRE STOPS
-ICC, INTERNATIONAL CODE COUNCIL
-NFPA 101, LIFE SAFETY CODE

FIXTURE LOAD SCHEDULE
Portland, ME. Fixture unit count

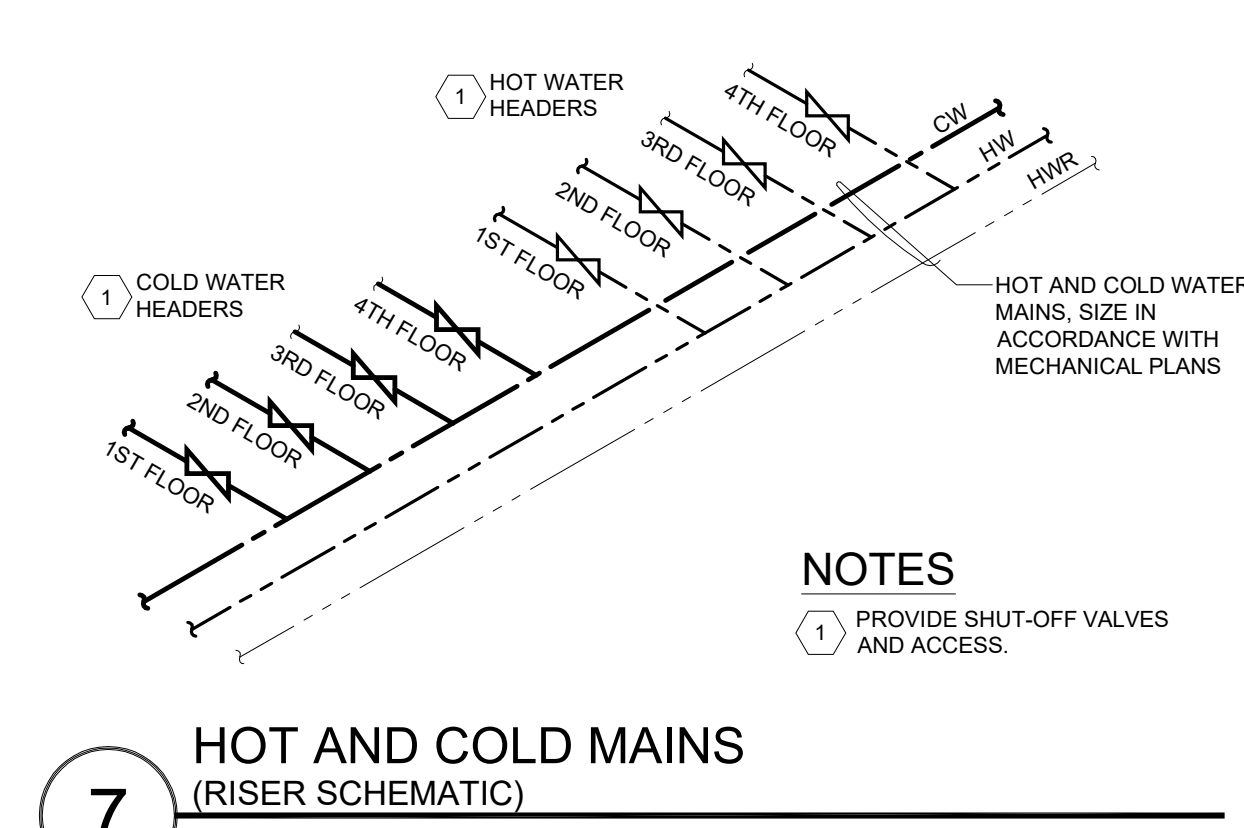
Based on UPC 2009

RETIREMENT FIXTURE LOAD SCHEDULE									
BATHROOM GROUP	QTY	SAN FU	TOTAL 1	HW FU	TOTAL 2	CW FU	TOTAL 3	FULL H2O	H2O TOTAL
BATHROOM GROUP	151	5	755	1.5	226.50	2.7	408	3.6	544
WATER CLOSET	6	5	30	-	-	5	30	5	30
LABATORY	6	1	6	1.5	9	1.5	9	2	12
SINK STD	133	2	266	1	133	1	133	1.4	186
SINK HEAVY	3	2	6	2.25	7	2.25	7	3	9
SERV. SINK	6	2	12	2.25	14	2.25	14	3	18
SHOWER/BATH	0	2	0	1	0	1	0	1.4	0
CLO WASHERS	18	3	54	2.25	41	2.25	41	3	54
HOSE BIBBS	11	-	-	-	-	-	-	55	55
FOUNTAIN	2	0.5	1	-	-	0.25	1	0.25	1
FLOOR DRAIN	16	2	32	-	-	-	-	-	0
BEAUTY SINKS	2	2	6	2.25	5	2.25	5	3	6
LAUN. SINK	9	2	18	1	9	1	9	1.4	13
TOTAL	363		1186		443		709		927

KITCHEN									
FLOOR SINK	6	3	18						P-12, P-13
SINK	4	3	12	3	12	3	12	4	16
H&C FAUCET	4			3	12		3	12	4
C ONLY FAUCET	4					4	16	4	16
C ONLY FAUCET/3/4	1					6	6	6	6
H ONLY FAUCET	2			4	8				4
DISWASHER	1			6	6				6
TOTAL	22				38			46	68
BUILDING TOTAL	385				481			753	995

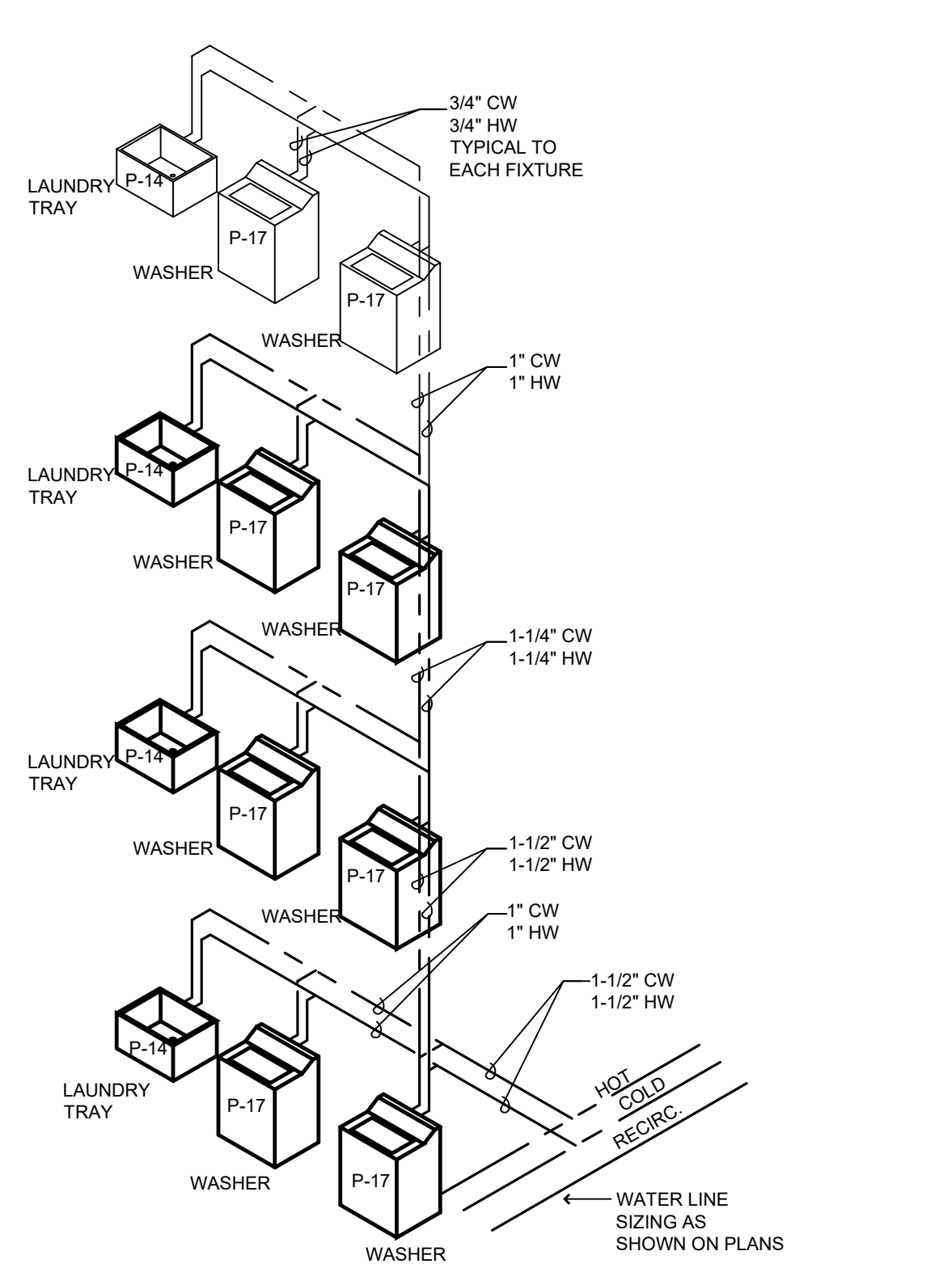
SYMBOLS LEGEND

	HW, RECIRCULATING PUMP		TEMPERATURE GAUGE
	PIPE UNION		VACUUM BREAKER
	BALANCING VALVE		CHECK VALVE
	GAS PRESSURE REGULATOR		TEMPERATURE / PRESS RELIEF VALVE
	GATE OR BALL VALVE		P-x Fixture WITH TRAP
	AGA APPROVED FULL FLOW BALL VALVE, LINE SIZE		CIRCUIT SETTER VALVE



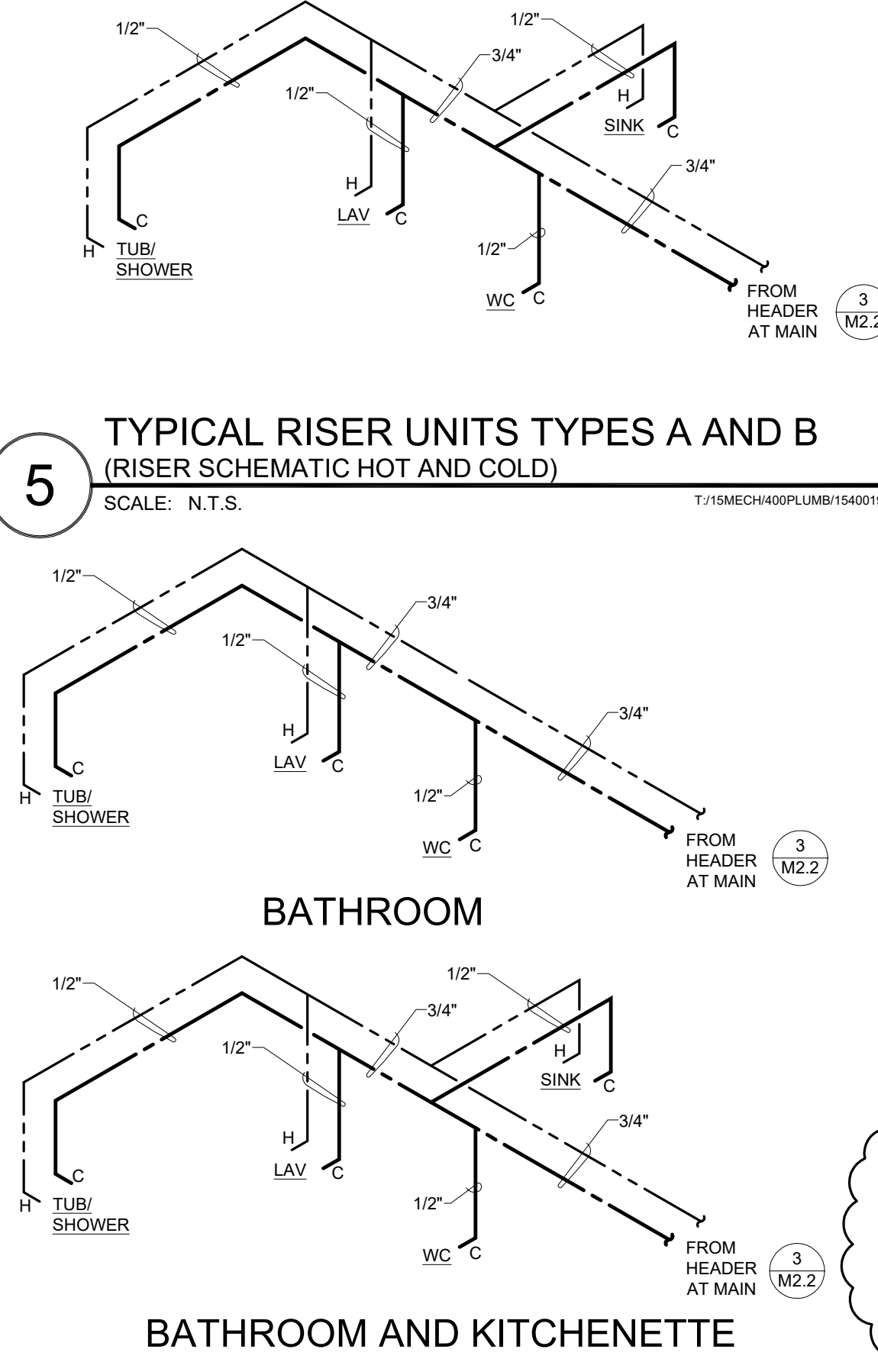
7 HOT AND COLD MAINS (RISER SCHEMATIC)
SCALE: N.T.S.

- KEY NOTES WATER HEATER**
- 1 BALL VALVE, LINE SIZE
 - 2 THERMOMETER
 - 3 UNIONS - TYPICAL
 - 4 CHECK VALVE
 - 5 VACUUM BREAKER - (IF REQ'D BY LOCAL CODE)
 - 6 RECIRC. PUMPS
 - 7 TEMP/PRESS RELIEF VALVE, DRAIN TO FLOOR DRAIN, TYP.
 - 8 3" GAS VENT. SEE DETAIL 11/M4.0.
 - 9 HOT WATER SUPPLY 140" MAX.
 - 10 RECIRC. H.W. RETURN LINES
 - 11 SEE DETAIL 2/M2.2 FOR MIXING VALVE.
 - 12 EXPANSION TANK - AMTROL ST-42V-ASME 17.5 GAL, 16-1/2" DIAMETER, 24-1/4" HIGH.
 - 13 PROVIDE EARTHQUAKE STRAPPING FOR WATER HEATERS AT TOP 1/3 OF TANK AND AT BOTTOM 1/3 OF TANK, OR PER LOCAL CODE.
 - 14 3" COMBUSTION AIR. SEE DETAIL 11/M4.0.
 - 15 1/2" CONDENSATE DRAIN CONNECTION TO FLOOR DRAIN.
 - 16 3/4" HOSE BIBB CONNECTION FOR DRAINAGE
 - 17 WATER HEATER CONTROL PANEL



8 WATER SERVICE (RES. LAUNDRY RM.)
SCALE: N.T.S.

T:\15MECH\400PLUMB\15400500

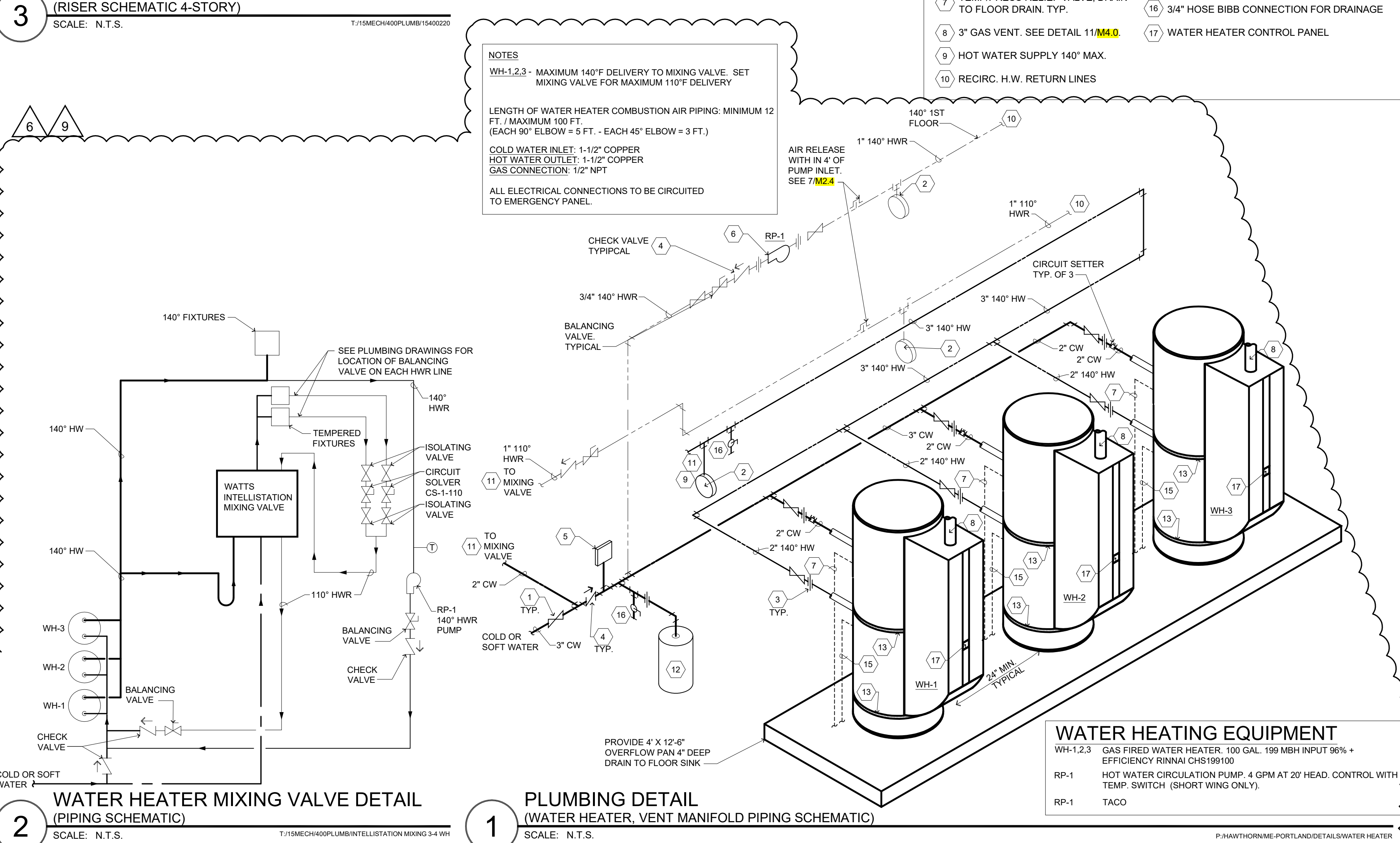


5 TYPICAL RISER UNITS TYPES A AND B (RISER SCHEMATIC HOT AND COLD)
SCALE: N.T.S.

T:\15MECH\400PLUMB\15400193

4 TYPICAL RISER UNIT TYPE C (RISER SCHEMATIC HOT AND COLD)
SCALE: N.T.S.

T:\15MECH\400PLUMB\15400194



2 WATER HEATER MIXING VALVE DETAIL (PIPING SCHEMATIC)
SCALE: N.T.S.

T:\15MECH\400PLUMB\INTELLISTALL MIXING 3-4-WH

1 PLUMBING DETAIL (WATER HEATER, VENT MANIFOLD PIPING SCHEMATIC)
SCALE: N.T.S.

WATER HEATING EQUIPMENT
WH-1,2,3 GAS FIRED WATER HEATER, 100 GAL, 199 MBH INPUT 96% + EFFICIENCY RINNAI CHS199100
RP-1 HOT WATER CIRCULATION PUMP, 4 GPM AT 20' HEAD, CONTROL WITH TEMP. SWITCH (SHORT WING ONLY).
RP-1 TACO

NOTE: PENETRATIONS OF AREA SEPERATION WALLS SHALL BE PROTECTED WITH THROUGH-PENETRATION FIRE STOPS AND MEMBRANE PENETRATION FIRE STOPS

lenity architecture
3150 Kettle Court SE, Salem, Oregon 97301
503.399.1090 503.599.0565

COLSON AND COLSON GENERAL CONTRACTOR, INC.
2280 MACGILCHRIST STREET SE, SUITE 200 SALEM, OREGON, 97302
PHONE (503) 586-7401

PORTLAND RETIREMENT RESIDENCE
802 OCEAN AVE. PORTLAND, MAINE 04103

PLUMBING DETAILS AND SCHEDULES

DATE: 8/28/2015
REVISED DATE: 9/22/2015, 2/2/2016

SHEET M2.2

PLUMBING