

LEGEND


(E) CONSTRUCTION ASSEMBLY REFERENCE REFER TO SHEET AF-1a,b AND c

(16) DETAIL NUMBER SHEET NUMBER

GENERAL NOTES:

- REFER TO FOUNDATION PLANS FOR FOUNDATION TYPE, SLAB THICKNESS, FOOTING LOCATIONS.
- REFER TO FRAMING PLANS FOR PROPER STRUCTURAL MATERIALS, SIZE, ORIENTATION, AND LOCATION.
- COORDINATE ALL MECHANICAL, STRUCTURAL AND PLUMBING WITH FRAMING (TYP.)
- SEE A6.0a FOR TYPICAL FLOOR-TO-FLOOR DIMENSIONS
- SOME SECTIONS MAY BE ROTATED OR MIRRORED FROM THE SECTION CUT ON THE PLANS.

NOTE:
DIMENSIONS OF SOFFITS ON 1ST FLOOR ARE TAKEN FROM FINISH FLOOR. DIMENSIONS OF SOFFITS ON 2ND FLOOR AND ABOVE ARE TAKEN FROM TOP OF PLYWOOD.



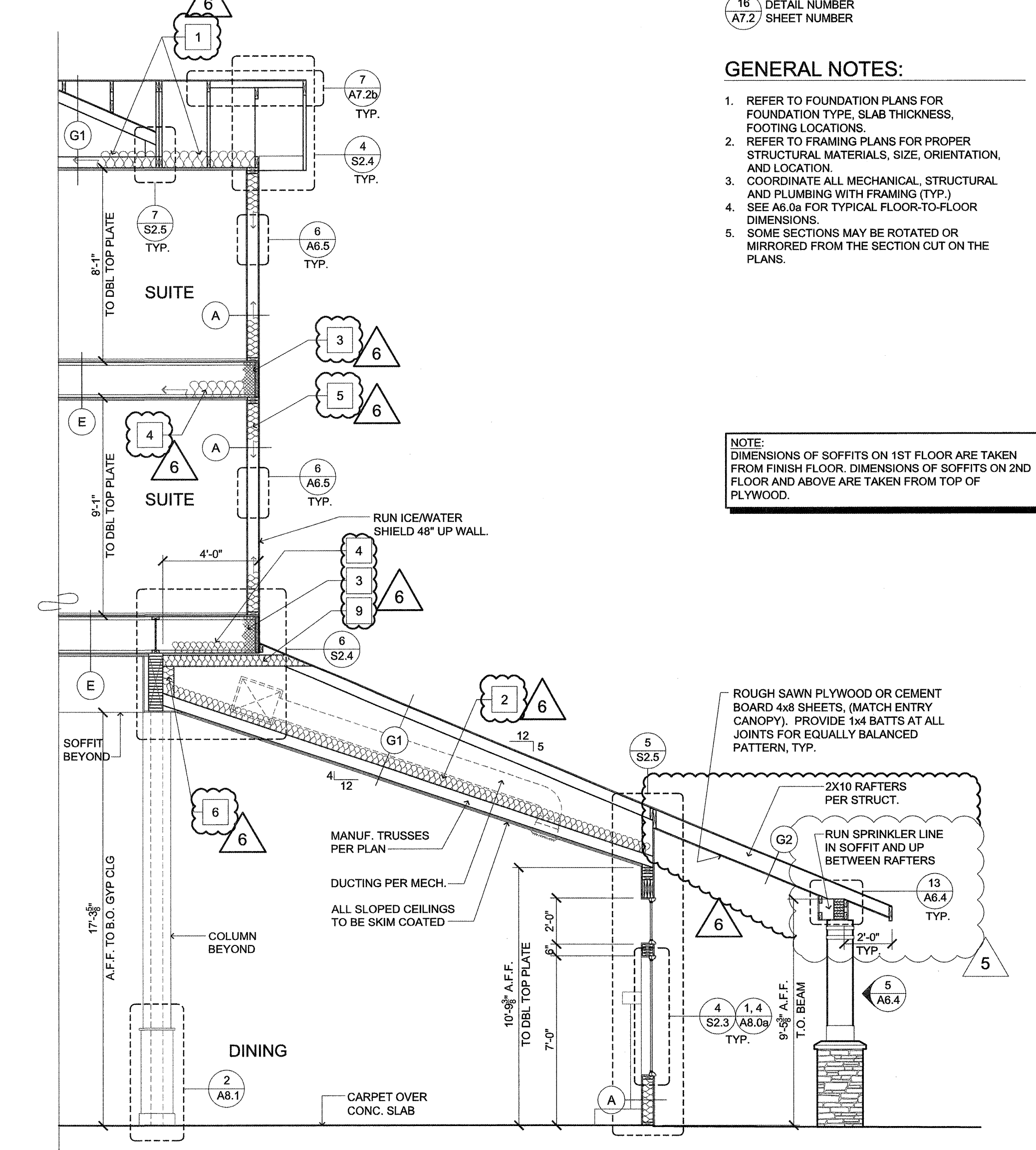
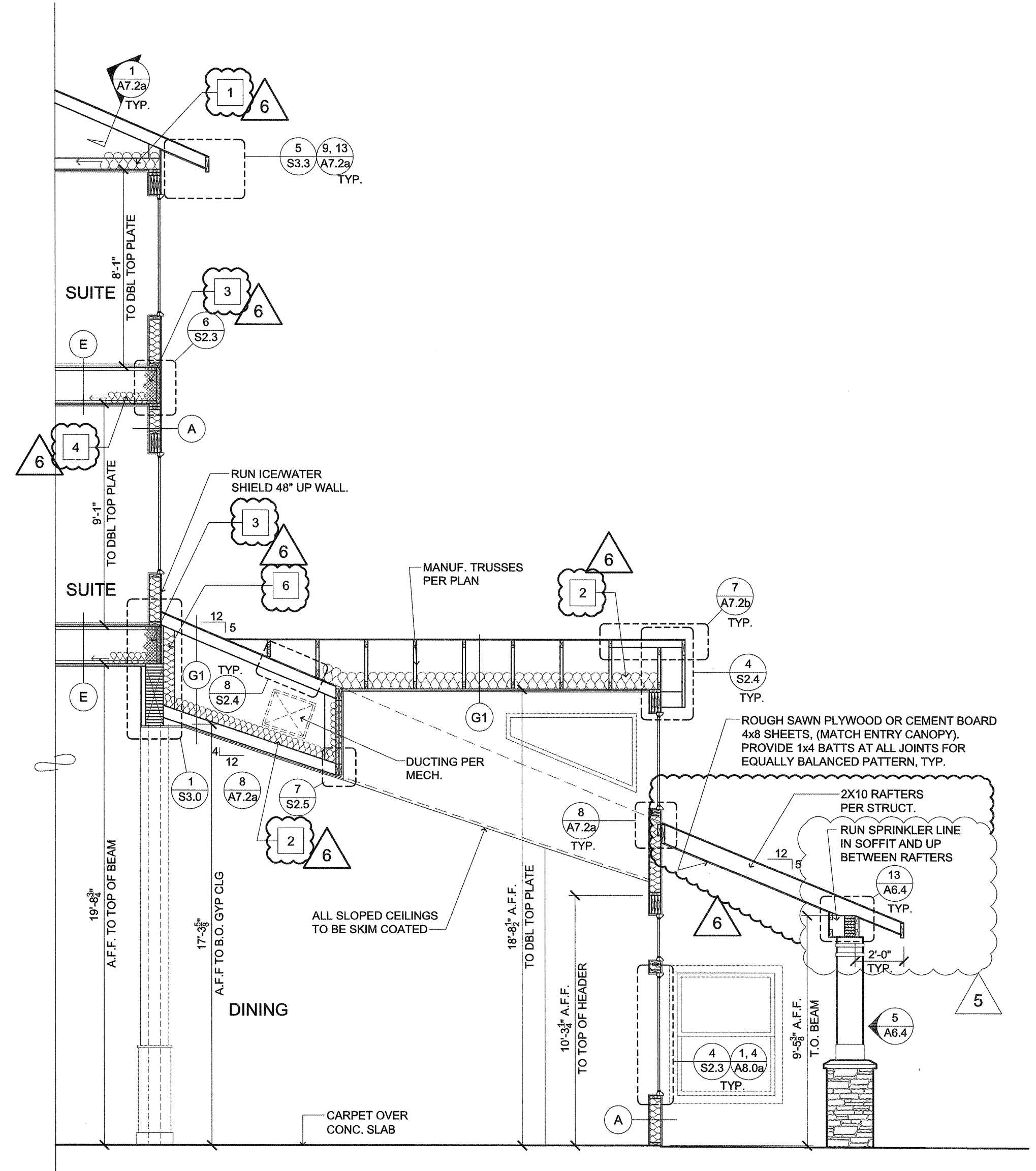
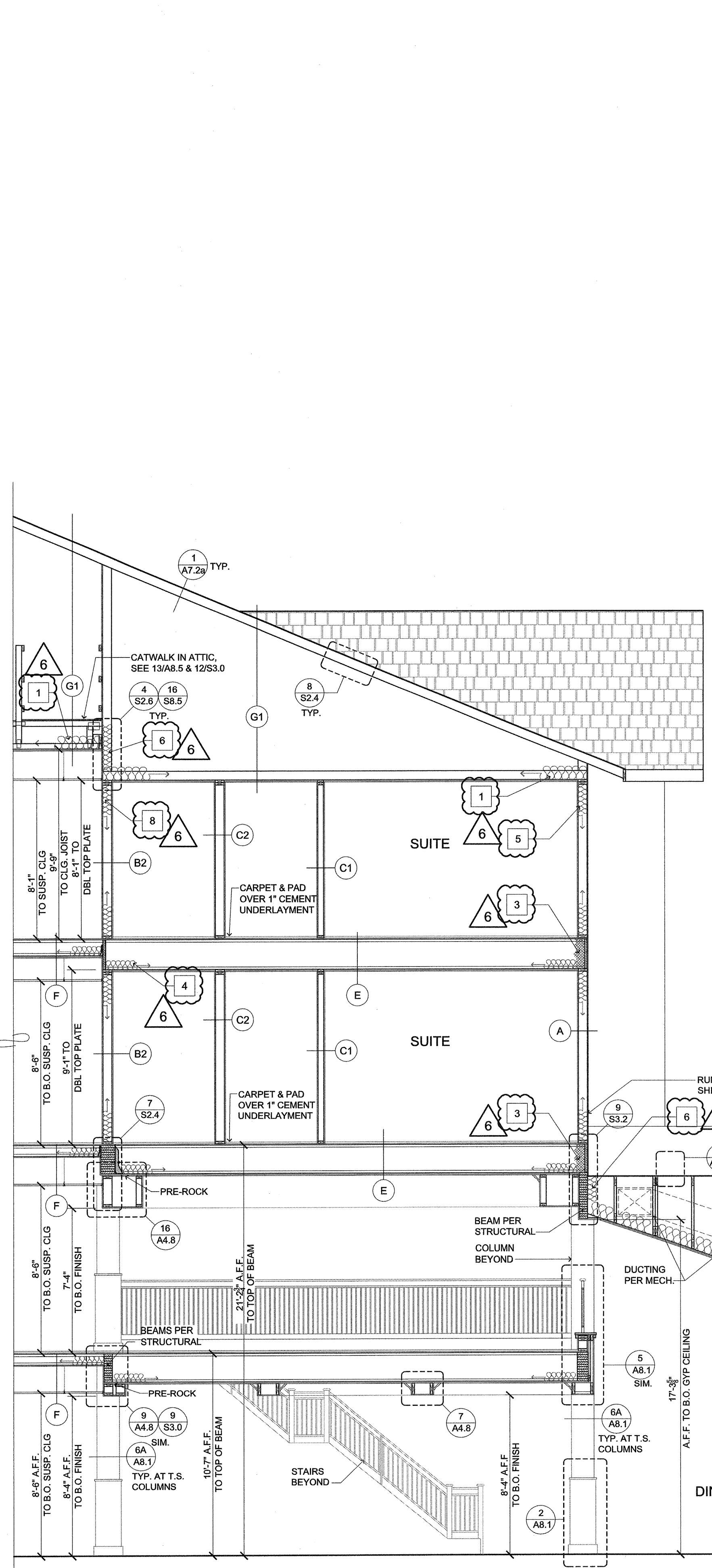
lenity architecture
3150 Kettle Court, SE, Salem, Oregon 97301
P: 503 399 1050 F: 503 399 0565
www.lenityarchitecture.com

COLSON AND COLSON
GENERAL CONTRACTOR, INC.
2280 MCGILCHRIST STREET SE, SUITE 200
SALEM, OREGON, 97302
PHONE (503) 586-7401

PORTLAND RETIREMENT RESIDENCE
802 OCEAN AVE., PORTLAND, MAINE 04103

CORE BUILDING SECTIONS

DATE: 8/28/2015
REVISED DATE: _____
SHEET: A6.0c



SECTION THRU DINING
SCALE: 1/4"=1'-0"

SECTION THRU DINING
SCALE: 1/4"=1'-0"

SECTION THRU DINING
SCALE: 1/4"=1'-0"

INSULATION VALUES	
KEY:	R' VALUE AND LOCATION
1	R-49 BLOWN-IN INSULATION AT ATTIC TYP. U.N.O.
2	PAPER BACK R-49 INSULATION STAPLED TO TRUSSES AT ALL VAULTS, NO EXCEPTIONS
3	PROVIDE A MIN. OF R-21 POLYURETHANE FOAM INSUL. AT ALL EXTERIOR WALL LOCATIONS IN THE JOIST SPACE TYP.
4	INSULATION AT FLOOR JOIST PER ASSEMBLY ON A7.1b
5	R-21 BATT INSULATION AT EXTERIOR WALL TYP. U.N.O. W/ 1-1/2" ZIP SYSTEM R' SHEATHING. R-6 PANEL TYPE. ALL JOINTS TO BE TAPED WITH ZIP SYSTEMS TAPE. SYSTEM MUST BE INSTALLED IN ACCORDANCE W/ MANUFACTURE INSTALLATION INSTRUCTIONS.
6	MIN. R-21 INSUL. 6" PAST FIN. FLOOR / BEAM / TRUSS MECHANICALLY ATTACHED TO STRUCTURE.
7	MIN. R-30 POLYURETHANE FOAM INSUL. FILL VOID BELOW POLY. WITH FIBERGLASS INSUL. NO VOIDS. TYP.
8	INSULATION PER ASSEMBLY ON A7.1a
9	MIN. R-38 BATT INSULATION
10	MIN. R-30 POLYURETHANE FOAM INSUL.

-SLAB: R-10 FOR 24"
-DOOR U-VALUE: U-0.37
-WINDOW U-VALUE: U-0.3 SHGC 0.4

NOTE:
ALL WALL, FLOOR AND CEILING TYPES ARE ON A7.1 SHEETS.

www.4/10/2017 9:39 AM lenity doc:af-1a.0c 2017 2:08 PM lenity http://www.computersandgraphics.com/building-sections-af-1a.0c

DATE: 8/28/2015
REVISED DATE: _____
SHEET: A6.0c