

**lenity**  
architecture  
2280 McGillchrist Street SE, Suite 200  
Salem, Oregon 97302  
Phone: (503) 586-7401

**COLSON AND COLSON**  
GENERAL CONTRACTOR, INC.  
2280 McGillchrist Street SE, Suite 200  
Salem, Oregon, 97302  
PHONE (503) 586-7401

**PORTLAND**  
RETIREMENT RESIDENCE  
802 OCEAN AVE. PORTLAND, MAINE 04103

**CORE**  
BUILDING  
SECTIONS

DATE  
8/28/2015

REVISED DATE  
9/22/2015  
2/2/2016  
7/18/2016

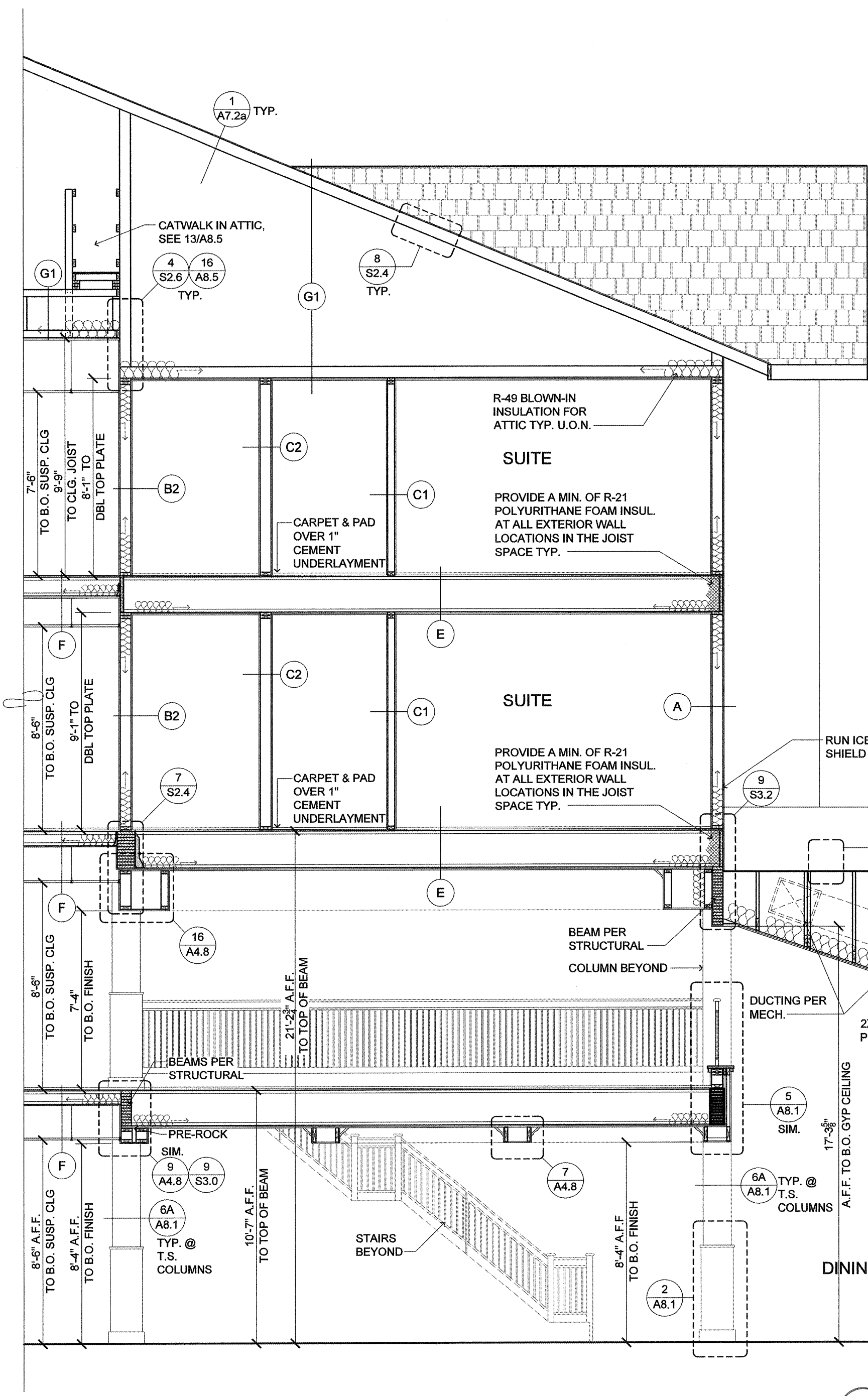
SHEET  
A6.0c

- LEGEND**
- (E) CONSTRUCTION ASSEMBLY REFERENCE REFER TO SHEET A0.0 AND A7.1a,b
  - (16) DETAIL NUMBER
  - (A7.2) SHEET NUMBER

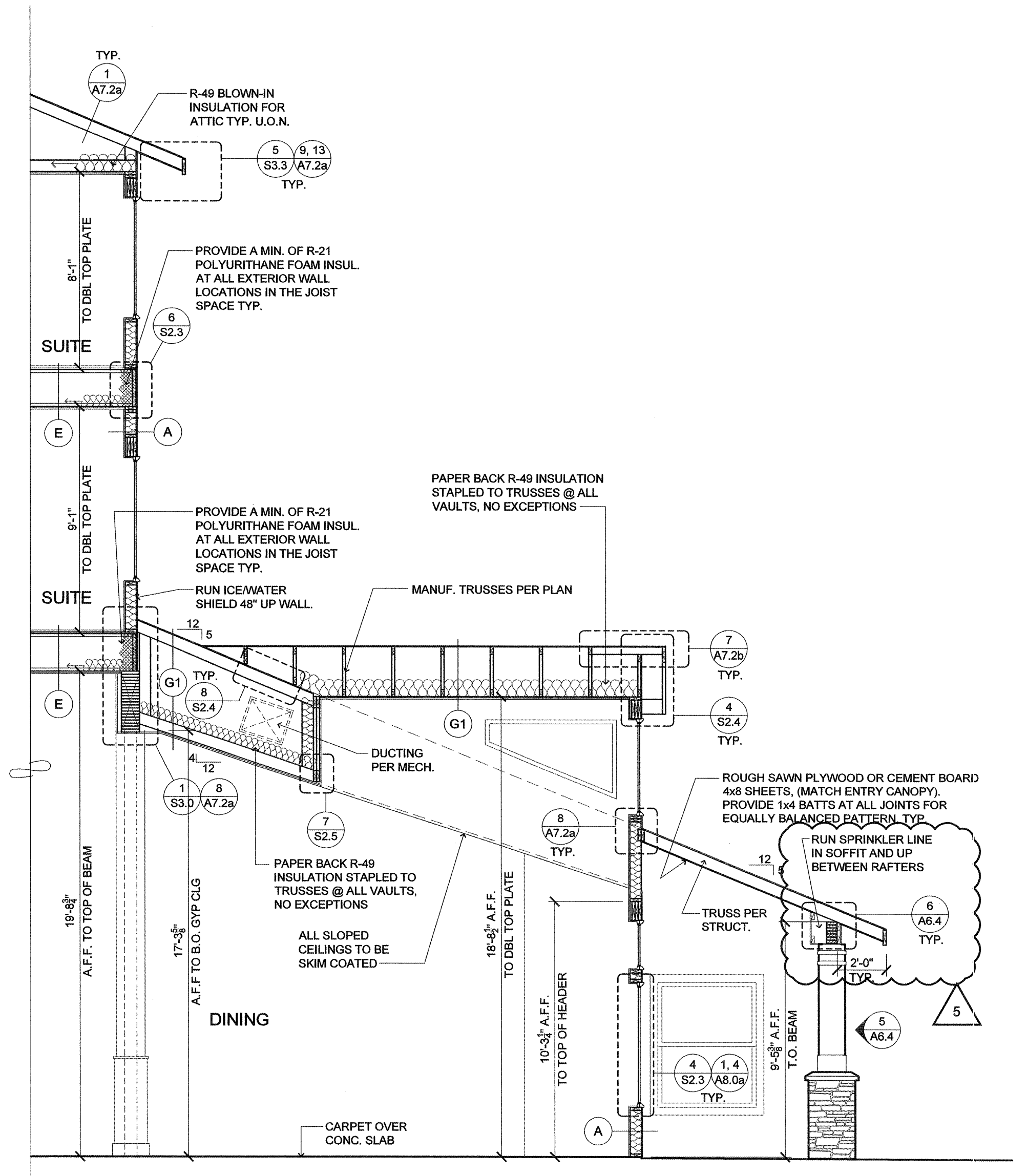
- GENERAL NOTES:**
1. REFER TO FOUNDATION PLANS FOR FOUNDATION TYPE, SLAB THICKNESS, FOOTING LOCATIONS.
  2. REFER TO FRAMING PLANS FOR PROPER STRUCTURAL MATERIALS, SIZE, ORIENTATION, AND LOCATION.
  3. COORDINATE ALL MECHANICAL, STRUCTURAL AND PLUMBING WITH FRAMING (TYP.). SEE A6.0a FOR TYPICAL FLOOR-TO-FLOOR DIMENSIONS.
  5. SOME SECTIONS MAY BE ROTATED OR MIRRORRED FROM THE SECTION CUT ON THE PLANS.

NOTE:  
-WALLS: R-21  
-ROOF/ATTIC: R-49  
-SLAB: VERT. R-10 FOR 24"  
-DOOR U-VALUE: 0.7  
-WINDOW U-VALUE: 0.3

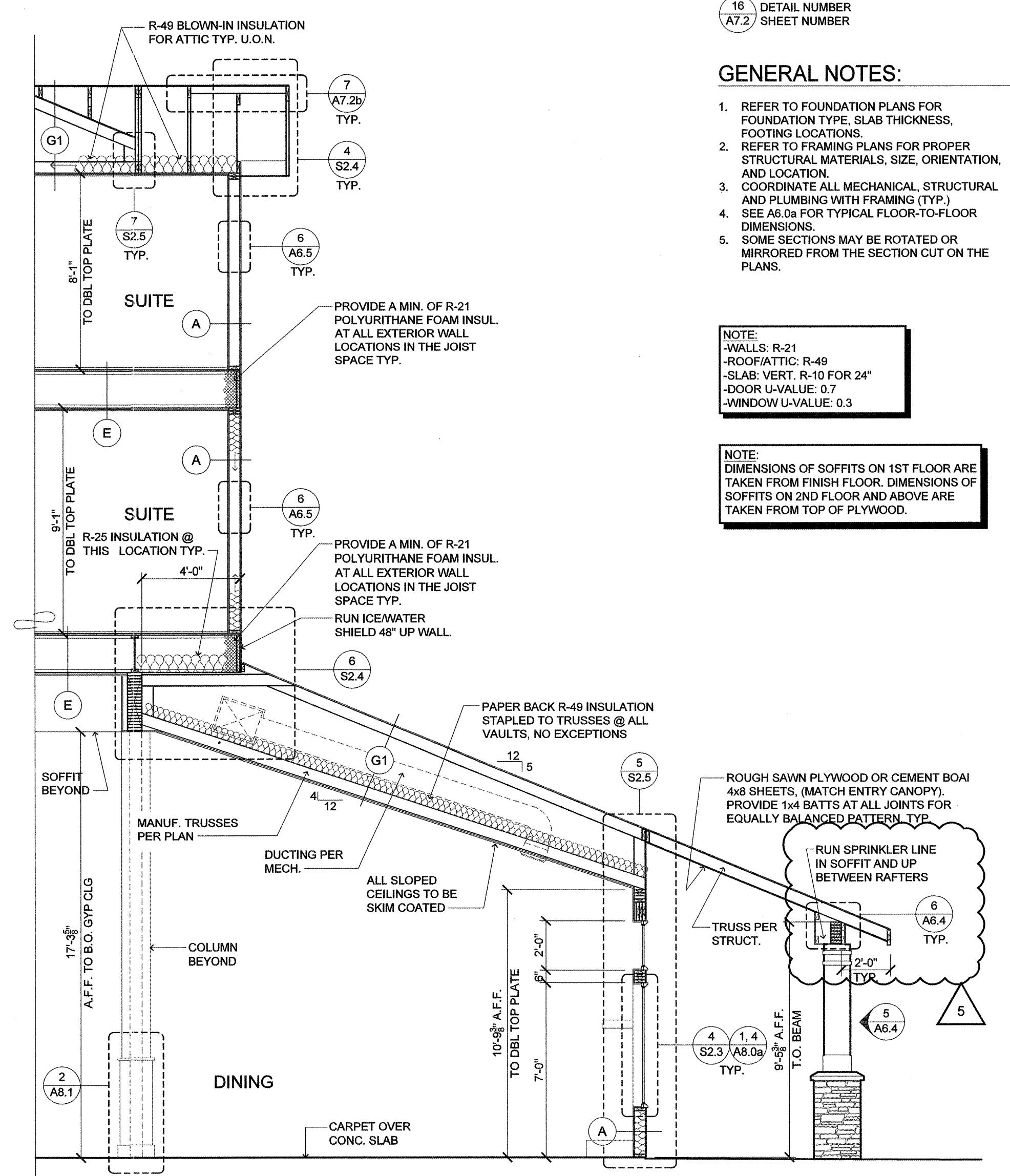
NOTE:  
DIMENSIONS OF SOFFITS ON 1ST FLOOR ARE TAKEN FROM FINISH FLOOR. DIMENSIONS OF SOFFITS ON 2ND FLOOR AND ABOVE ARE TAKEN FROM TOP OF PLYWOOD.



**D SECTION THRU DINING**  
SCALE: 1/4"=1'-0"



**C SECTION THRU DINING**  
SCALE: 1/4"=1'-0"



**E SECTION THRU DINING**  
SCALE: 1/4"=1'-0"

8/28/2015 8:48 AM Job: 144312015 A6.0c Job Path: H:\144312015\portlandretirementresidence-core-building-sections-a6.0c.dwg  
 8/28/2015 8:48 AM Job: 144312015 A6.0c Job Path: H:\144312015\portlandretirementresidence-core-building-sections-a6.0c.dwg