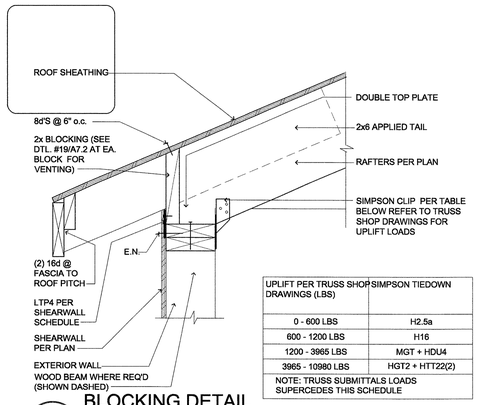

UPLIFT PER TRUSS SHOP DRAWINGS (LBS)	SIMPSON TIEDOWN
0 - 600 LBS	H2.5a
600 - 1200 LBS	H16
1200 - 3965 LBS	MGT + HDU4
3965 - 10980 LBS	HGT2 + HTT22(2)
NOTE: TRUSS SUBMITTALS LOADS SUPERCEDES THIS SCHEDULE	

13 BLOCKING DETAIL
(ROOF AT EAVE)
SCALE: N.T.S. (1:8)
T:/06WD&PLS/111RFFRM/06111177

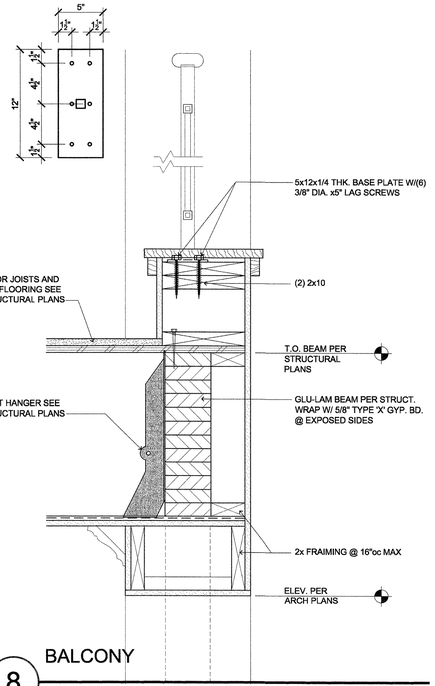

8 BALCONY
SCALE: 1 1/2" = 1'-0"
T:/06WD&PLS/126BLCNY/06126027

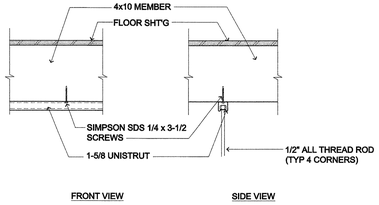

5 CONNECTION
(AT KITCHEN HOOD)
SCALE: 1" = 1'-0"
T:/06WD&PLS/110FRAMG/06110633

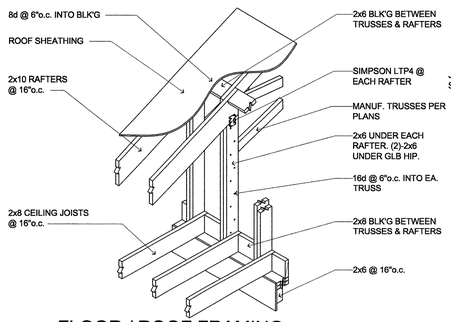

11 FLOOR / ROOF FRAMING
(RAFTER AND TRUSS CONNECTION)
SCALE: 1/2" = 1'-0"
T:/06WD&PLS/110FRAMG/06110032

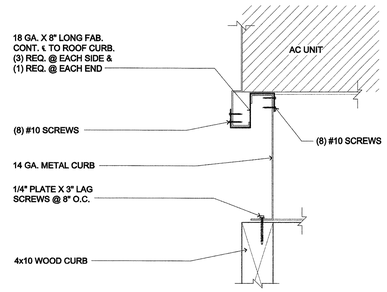

4 AC AND METAL CURB CONNECTION
(BASE CONNECTION)
SCALE: 1 1/2" = 1'-0"
T:/06WD&PLS/111RFFRM/06111158

DETAILS 10 AND 12 - NOT USED

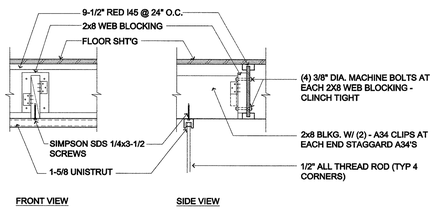

9 CONNECTION / BLOCKING
(AT KITCHEN HOOD)
SCALE: 1" = 1'-0"
T:/06WD&PLS/110FRAMG/06110627

7 SECTION AT PTAC / DOOR
(AT ELECTRICAL ROOM)
SCALE: 1" = 1'-0"
T:/06WD&PLS/110FRAMG/06110629

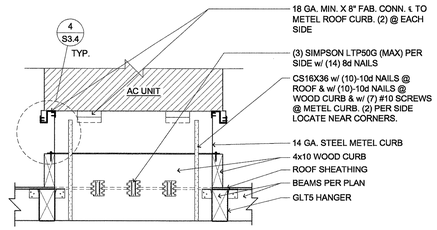

3 ROOF UNIT BASE CONNECTION
(SECTION THROUGH CURB CONNECTION)
SCALE: 1/2" = 1'-0"
T:/06WD&PLS/111RFFRM/06111157

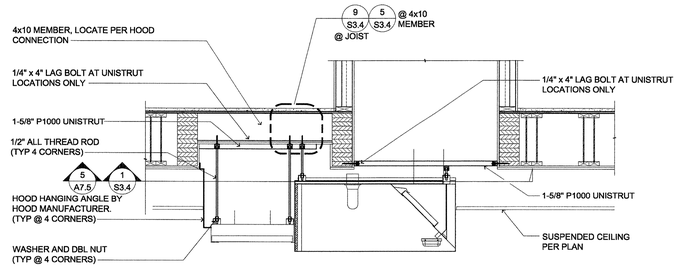

NOTE:
ALTERNATE BRACING MAY BE USED. SUBMIT TO ENGINEER OF RECORD FOR APPROVAL

6 GREASE HOOD
STRUCTURAL SUPPORT
SCALE: 1/2" = 1'-0"
T:/06WD&PLS/110FRAMG/06110628

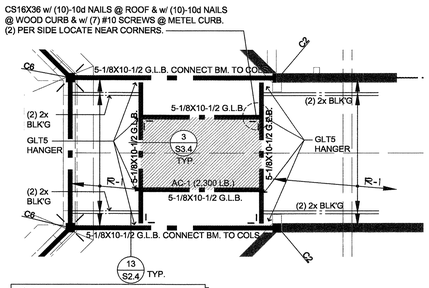

NOTE:
BEAM ARE TO ALIGN WITH THE INSIDE EDGE OF THE WOOD CURB & MECH. CURB

2 FRAMING FOR AC-1 CONNECTION
(ROOF FRAMING)
SCALE: 1/4" = 1'-0"
T:/06WD&PLS/111RFFRM/06111159

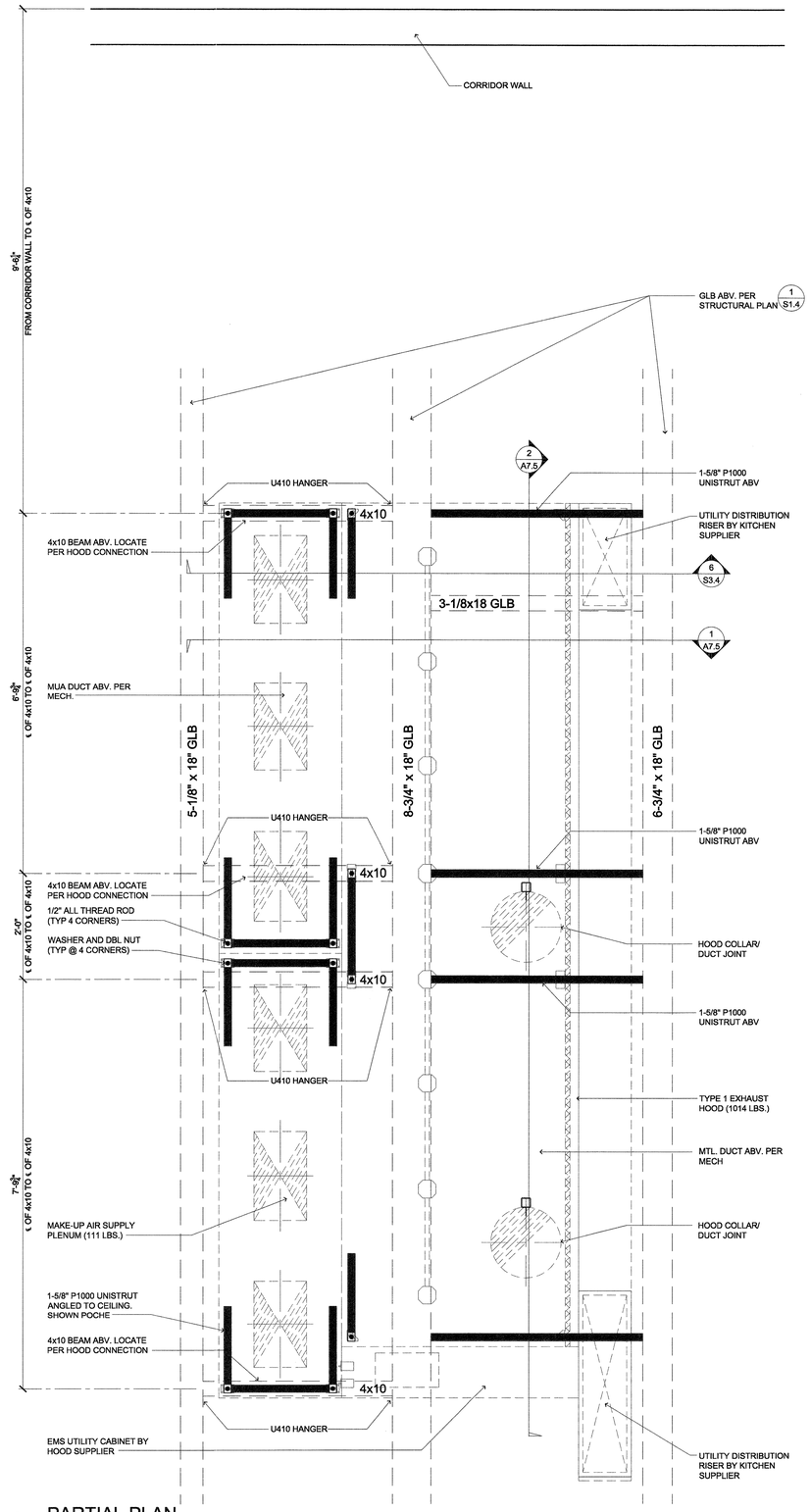

1 PARTIAL PLAN
(KITCHEN HOOD)
SCALE: 3/4" = 1'-0"
T:/06WD&PLS/110FRAMG/06110625

STATE OF MAINE Daniel S. Green No. 8561 PROFESSIONAL ENGINEER 1-25-16

lenity architecture
3150 Kettle Court SE, Salem, Oregon 97301
p 503.399.1090 f 503.399.0565 w lenityarchitecture.com

COLSON AND COLSON GENERAL CONTRACTOR, INC.
2260 McGILCHRIST STREET SE, SUITE 200
SALEM, OREGON, 97302
PHONE (503) 586-7401

PORTLAND RETIREMENT RESIDENCE
802 OCEAN AVE. PORTLAND, MAINE 04103

STRUCTURAL DETAILS

©2015 Lenity Architecture

DATE
8/28/2015

REVISED DATE
1 9/22/2015

SHEET
S3.4

since:1/14/2016 4:26 PM window: plot:1/25/2016 11:51 AM jaisood file:p:\hwohome-portlandbuild\a3.4 structural details.dwg S3.4