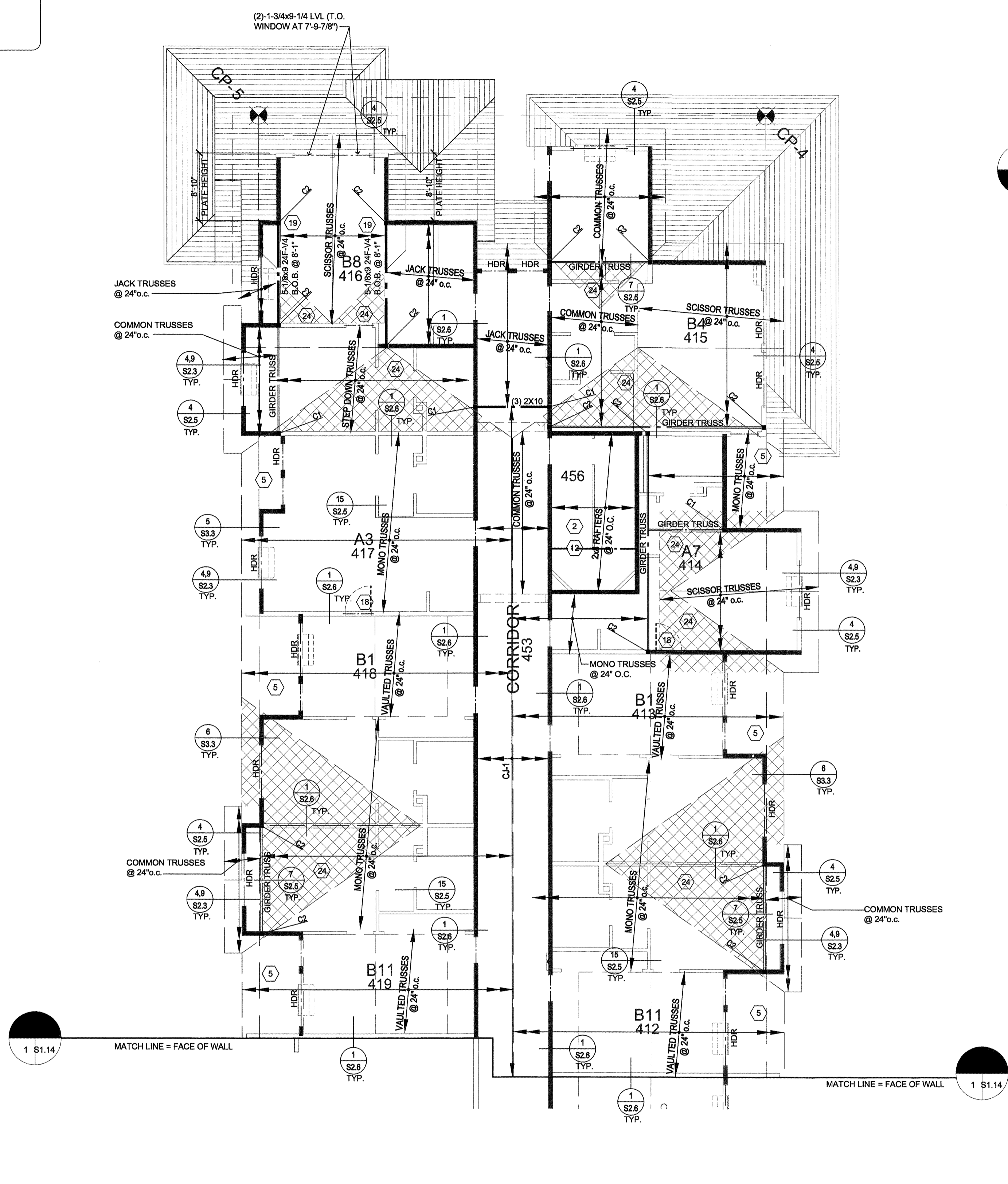


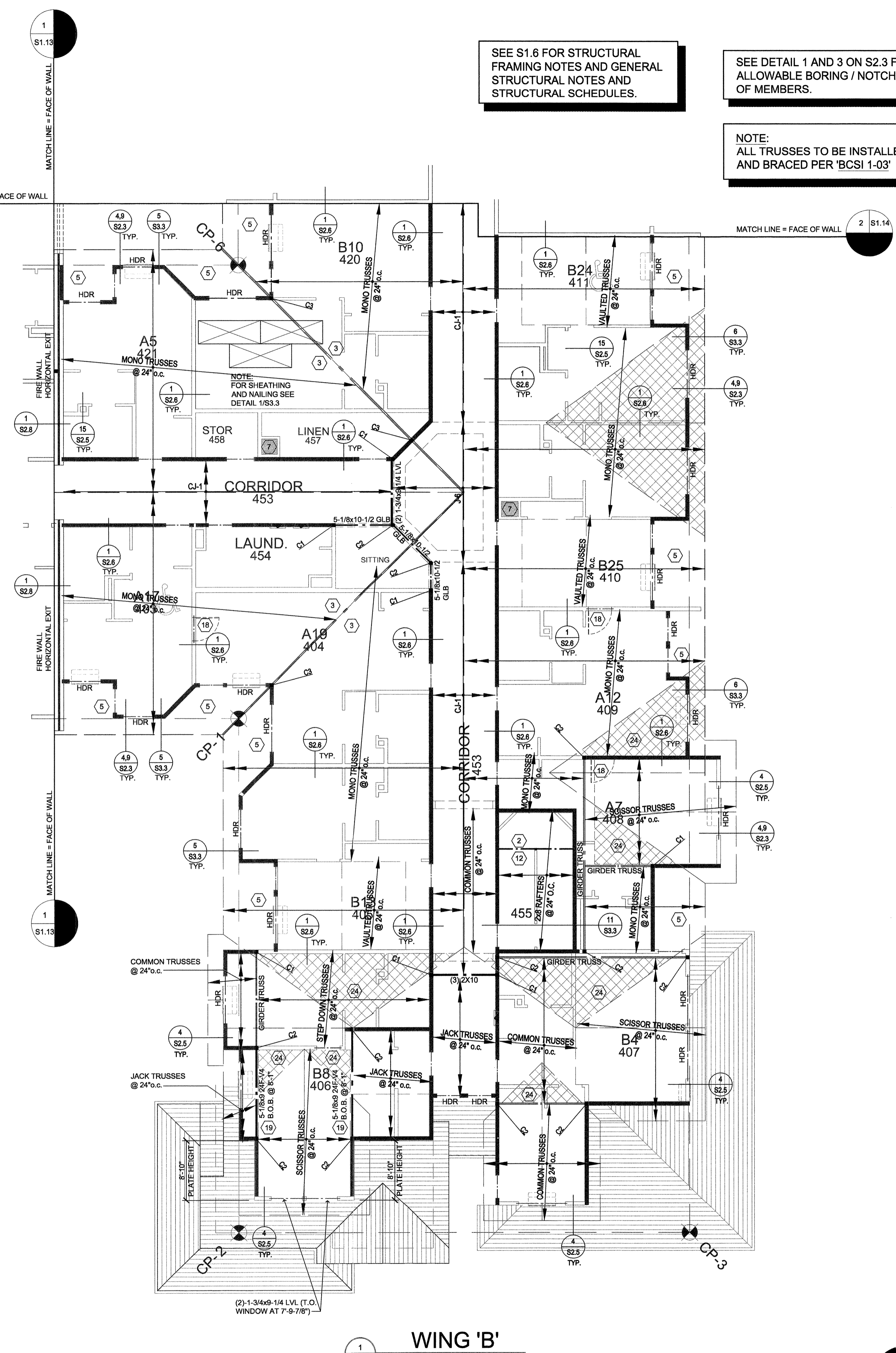
www.1202015 10:43 AM andrew pdt:1202015 11:49 PM jason file:///c:/projects/portlandmaine/14_wing_b_roof_framing_plan.dwg \$1.14



WING 'B'

STRUCTURAL LEGEND:

1 DETAIL REFERENCE	2 SHEARWALL ON WALL SHOWN SHEAR PANEL ON DASHED SIDE	3 2x6 AT 16" O.C. BEARING WALL U.N.O.
4 STRUCT. NOTE	5 HOLD-DOWN REF. SYSTEM REFERENCE (SEE S2.7a & S2.7b) SEE DETAILS 10, 17, & 2 FOR FTG	6 2x8 BEARING WALL PER PLAN
7 HEAT PUMP UNIT	8 SUBSCRIPTS: WB - STARTS AT WOOD BEAM SB - STARTS AT STEEL BEAM	9 2x10 AT 24" O.C. BEARING WALL HALF HIGH WALL PER PLAN
10 FIRE WALL/FIRE BARRIER HORIZONTAL EXIT	11 HOLD-DOWN REFERENCE(SEE 1/52.4) S = SINGLE CS16x49" LONG STRAP w/ (22) 10d PER STRAP S2 = DBL. CS16x49" LONG STRAP w/ (22) 10d PER STRAP S3 = TRIPLE CS16x49" LONG STRAP w/ (22) 10d PER STRAP S4 = TRIPLE CS14x57" LONG STRAP w/ (30) 10d PER STRAP	12 J-1 / R-1
13 WOOD COLUMN DESIGNATION	14 J-1 / R-1	15 STRUCT MEMBER (SEE BELOW) R = RAFTERS J = FLOOR JOISTS CJ = CEILING JOISTS FRAMING DIRECTION FRAMING TYPE
16 TUBE STEEL COLUMN DESIGNATION	17 EXTENT OF FRAMING	18 SINGLE JOIST / TRUSS
19 C2 COLUMN REF. P1 COLUMN PAD TAG	20 EXTENT OF FRAMING	21 DBL. JOIST / V.LY. TRUSS HIP TRUSS / GIRDER TRUSS
22 F-1 FOOTING TAG		



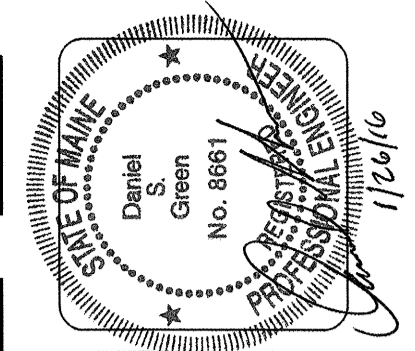
WING 'B'

WING 'B' ROOF FRAMING PLAN
SCALE: 1/8"=1'-0"

SEE S1.6 FOR STRUCTURAL FRAMING NOTES AND GENERAL STRUCTURAL NOTES AND STRUCTURAL SCHEDULES.

SEE DETAIL 1 AND 3 ON S2.3 FOR ALLOWABLE BORING / NOTCHING OF MEMBERS.

NOTE:
ALL TRUSSES TO BE INSTALLED AND BRACED PER 'BCSI 1-03'



lenity architecture
350 Kettle Court, SE, Salem, Oregon 97301
P: 503.399.1090 F: 503.399.0655 W: lenityarchitecture.com

COLSON AND COLSON GENERAL CONTRACTOR, INC.
2260 MCGILCHRIST STREET SE, SUITE 200
SALEM, OREGON 97302
PHONE (503) 586-7401

PORTLAND RETIREMENT RESIDENCE
802 OCEAN AVE. PORTLAND, MAINE 04103

WING B ROOF FRAMING PLAN

DATE: 8/28/2015
REVISED DATE: 9/22/2015

SHEET S1.14

