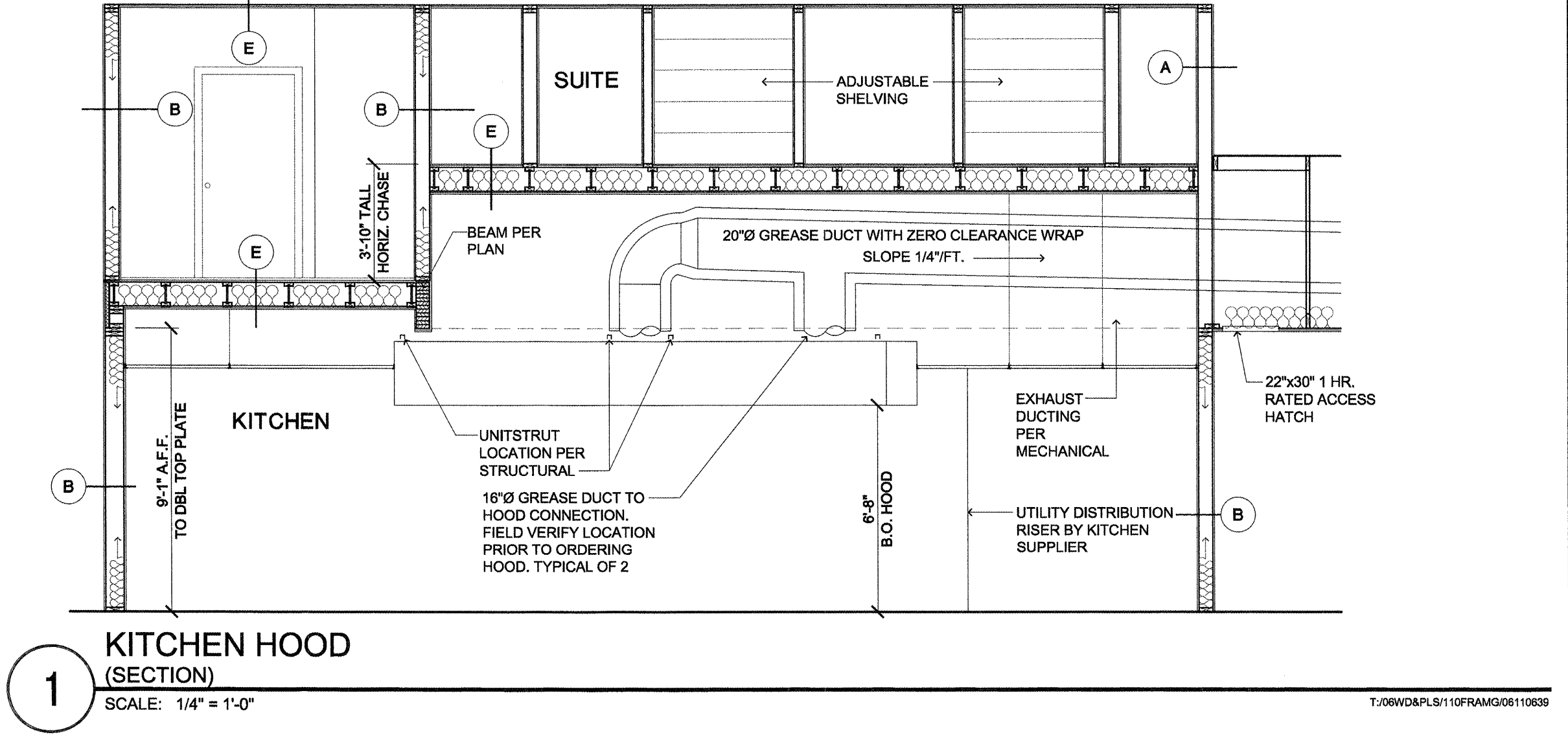
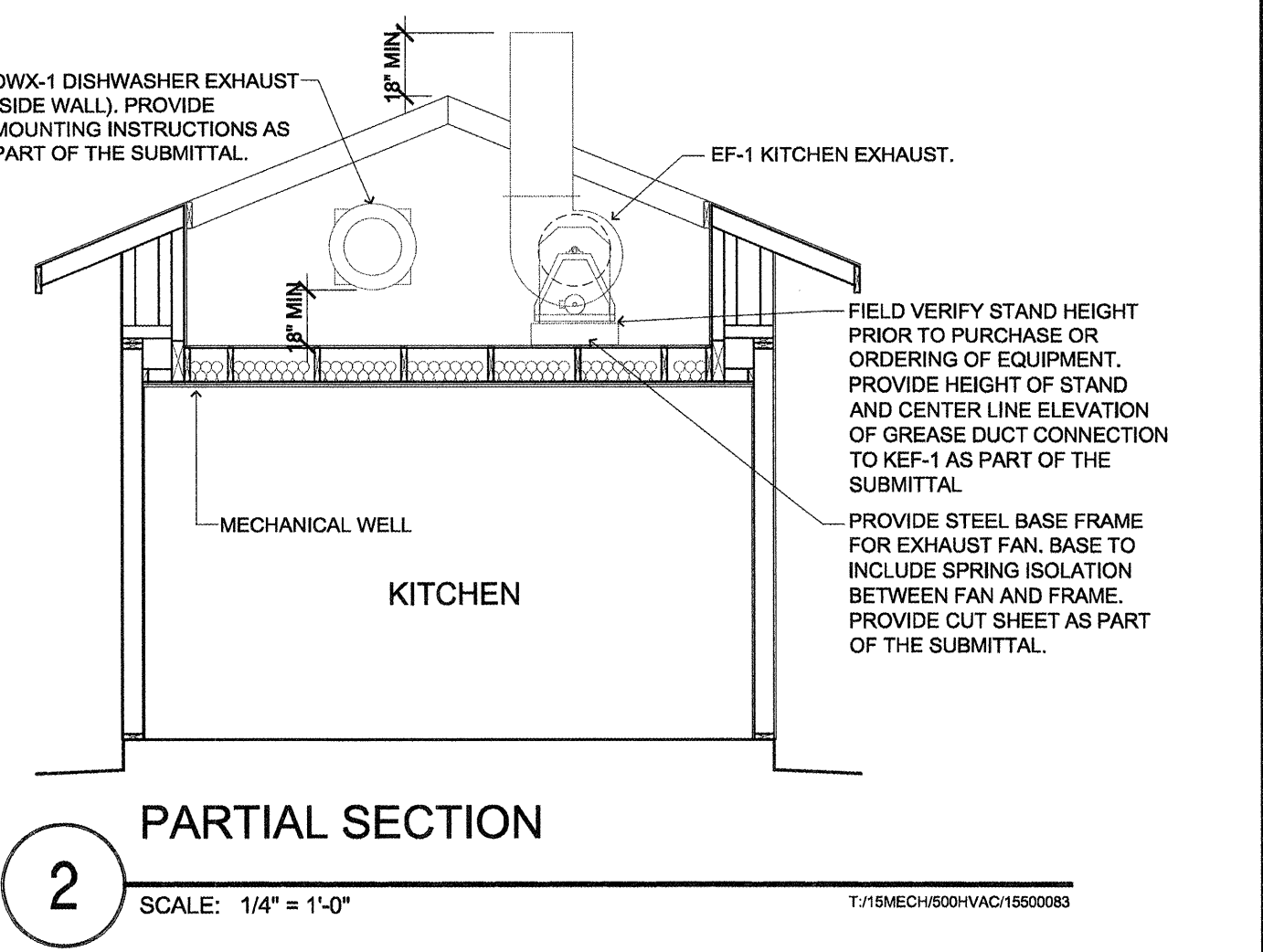
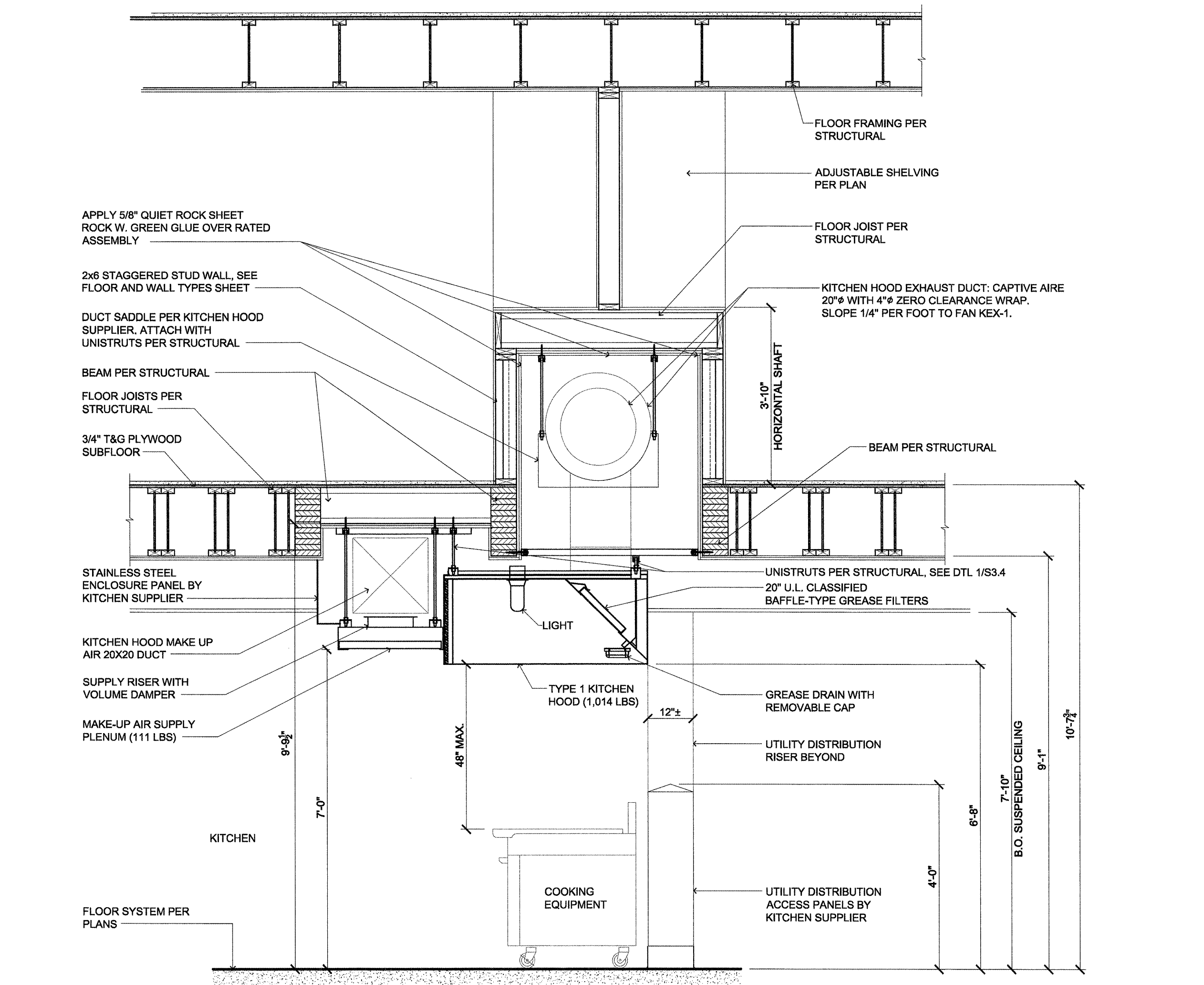


EQUIPMENT SCHEDULE		DESCRIPTION	ELECTRICAL
AC-1	PACKAGED ROOFTOP A/C UNIT WITH GAS HEAT. SUPPLY: 4,100 CFM AT 1.5 IN. E.S.P. 1,250 CFM MIN. OSA. MIN. COOLING: 117.22 MBH TOTAL, 69.22 MBH SEN. EER RATING = 11.10. MIN. HEATING: 190/224 MBH INPUT; 147/184 MBH OUTPUT. PROVIDE ECONOMIZER AND HAIL GUARD. PROVIDE CO2 MONITORING AND CONTROL SYSTEM AND HIGH STATIC MOTOR. CARRIER 48TC-10 TON (DUAL POINT CONNECTION 208V/3ø), APPROXIMATE OPERATING WEIGHT: 1,400 LB.	AC CONNECTION MCA - 43.125 MOCOP - 60/3 FAN CONNECTION MCA - 14.1 MOCOP - 25/3	
AC-2	PACKAGED ROOFTOP A/C UNIT WITH GAS HEAT. SUPPLY: 3,300 CFM AT 1.5 IN. E.S.P. 1,000 CFM MIN. OSA. MIN. COOLING: 117.22 MBH TOTAL, 69.22 MBH SEN. EER RATING = 11.10. MIN. HEATING: 190/224 MBH INPUT; 147/184 MBH OUTPUT. PROVIDE ECONOMIZER AND HAIL GUARD. PROVIDE CO2 MONITORING AND CONTROL SYSTEM AND HIGH STATIC MOTOR. CARRIER 48TC-10 TON (DUAL POINT CONNECTION 208V/3ø), APPROXIMATE OPERATING WEIGHT: 1,400 LB.	AC CONNECTION MCA - 43.125 MOCOP - 60/3 FAN CONNECTION MCA - 14.1 MOCOP - 25/3	
AC-3	PACKAGED ROOFTOP A/C UNIT WITH GAS HEAT. SUPPLY: 3,850 CFM AT 1.5 IN. E.S.P. 1,150 CFM MIN. OSA. MIN. COOLING: 117.22 MBH TOTAL, 69.22 MBH SEN. EER RATING = 11.10. MIN. HEATING: 190/224 MBH INPUT; 147/184 MBH OUTPUT. PROVIDE ECONOMIZER AND HAIL GUARD. PROVIDE CO2 MONITORING AND CONTROL SYSTEM AND HIGH STATIC MOTOR. CARRIER 48TC-10 TON (DUAL POINT CONNECTION 208V/3ø), APPROXIMATE OPERATING WEIGHT: 1,400 LB.	AC CONNECTION MCA - 43.125 MOCOP - 60/3 FAN CONNECTION MCA - 14.1 MOCOP - 25/3	
AC-4	PACKAGED ROOFTOP A/C UNIT WITH GAS HEAT. SUPPLY: 3,500 CFM AT 1.5 IN. E.S.P. 300 CFM MIN. OSA. MIN. COOLING: 92 MBH TOTAL, 62.1 MBH SEN. 68.1F EWB, 95F AMBIENT. EER RATING = 11.10. MIN. HEATING: 190/224 MBH INPUT; 147/184 MBH OUTPUT. PROVIDE ECONOMIZER AND HAIL GUARD. PROVIDE CO2 MONITORING AND CONTROL SYSTEM AND HIGH STATIC MOTOR. CARRIER 48TC-6.5 TON (DUAL POINT CONNECTION 208V/3ø), APPROXIMATE OPERATING WEIGHT: 1,400 LB.	AC CONNECTION MCA - 48 MOCOP - 60/3 FAN CONNECTION MCA - 14.1 MOCOP - 25/3	
AD-1	42" SINGLE SPEED AMBIENT AIR CURTAIN FOR KITCHEN SERVICE DOOR. 1,212 CFM. WITH NEMA 1 LINE VOLTAGE ROLLER TYPE DOOR SWITCH AND REMOTE HAND/OFF/AUTO SELECTOR SWITCH. BERNER AL08-1042A.	120V/1Ø	
MAU-1	EQUIPMENT LISTED ON "H" SHEET. OWNER PROVIDED CONTRACTOR INSTALLED. BALANCE MUA-1 AND ASSOCIATED GREASE EXHAUST FAN WITH MANUFACTURER DRAWINGS ("H") FOR ADDITIONAL REQUIREMENTS AND ITEMS TO BE PROVIDED FOR COMPLETE INSTALL.	SEE H-2	
PTAC-1	PACKAGED THROUGH-WALL HEAT PUMP: 250 CFM, 70 CFM OUTSIDE AIR, FIXED. MIN. COOLING: 9.1 MBH TOTAL AT ARI CONDITIONS. INTEGRATED HEATING: 8.1 MBH AT 47F OUTSIDE; 2,820 W AUXILIARY HEATING. GE MODEL AZ61H09DA WITH LINE CORD KIT RAK-SERIES TO MATCH.	208V/1Ø 20 AMP.	
PTAC-2	PACKAGED THROUGH-WALL HEAT PUMP: 250 CFM, 70 CFM OUTSIDE AIR, FIXED. MIN. COOLING: 11.7 MBH TOTAL AT ARI CONDITIONS. INTEGRATED HEATING: 10.7 MBH AT 47F OUTSIDE; 2,820 W AUXILIARY HEATING. GE MODEL AZ61H12DA WITH LINE CORD KIT RAK-SERIES TO MATCH.	208V/1Ø 20AMP.	
PTAC-3	PACKAGED THROUGH-WALL A/C UNIT/HEATER. 250 CFM, MIN. COOLING: 9.7 MBH TOTAL @ ARI CONDITIONS. HEATING: 3010 WATTS ELECTRIC HEATER, GE AJEQ10 DCC.	208 V/1Ø 20 AMP	
PTAC-4	PACKAGED THROUGH-WALL HEAT PUMP: 194 CFM, 50 CFM OUTSIDE AIR, FIXED. MIN. COOLING: 6.9 MBH TOTAL AT ARI CONDITIONS. INTEGRATED HEATING: 6.1 MBH AT 47F OUTSIDE; 2,820 W AUXILIARY HEATING. GE MODEL AZ61H07DA WITH LINE CORD KIT RAK-SERIES TO MATCH.	208V/1Ø 20 AMP.	
HP-1	PACKAGED VERTICAL HEAT PUMP. 550 CFM @ 0.35" SP. 75 CFM OUTSIDE AIR WITH MANUAL CONTROL. MINIMUM COOLING 17,200 BTUH. INTEGRATED HEATING 15,500 BTUH, 4,090 AUXILIARY HEATING. GE AZ75H18DAC. SEE DETAIL 9/M4.0.	208 V/1Ø 30 AMP	
EF-1	GREENHECK UTILITY SET FAN: USF-316-10-BI-30 WITH MOUNTING RAIL AND SPRING BASE. EXHAUST FAN TO BE INTERLOCKED WITH VARIABLE HOOD - PROVIDE MOTOR AND OTHER ACCESSORIES FOR COMPLETE INSTALL. 3,840 CFM AT 1.5" ESP WITH INLET SONES OF 24 OR LESS.	208/3PHASE 3HP MOTOR	
EF-2	MECHANICAL ROOMS: CEILING MOUNTED EXHAUST FAN: 100 CFM @ 0.1" TSP. WITH GRILLE BACK DRAFT DAMPER. REVERSOMATIC EB-100 + FF - FIREFIGHTER FIRE DAMPER. CONTROL: THERMOSTAT SET TO 75-DEGREE F.	120V/1Ø 0.6 AMPS	
EF-3	BROAN MODEL 512 RM. TO RM. TRANSFER FAN WITH VARIABLE SPEED CONTROL MODEL 57W. BOTTOM OF FAN 6" ABOVE F.F. AND AS CLOSE TO POSSIBLE TO BEDROOM DOOR. CONTROL: CONTINUOUS	115V/1Ø 0.7 AMPS	
EF-4	PUBLIC SINGLE TOILET: CEILING MOUNTED EXHAUST FAN: 75 CFM @ 0.10 IN. T.S.P. WITH GRILLE AND BACK DRAFT DAMPER. REVERSOMATIC FAN EB80 + REVERSOMATIC FF-FIREFIGHTER FIRE DAMPER. CONTROL: SWITCH	120V/1Ø 0.35 AMPS	
EF-5	SUITE TOILETS AND JANITOR ROOMS: CEILING MOUNTED EXHAUST FAN: 50 CFM @ 0.3 IN. T.S.P. WITH GRILLE AND BACK DRAFT DAMPER. REVERSOMATIC FAN EB80 + FF - FIREFIGHTER FIRE DAMPER. CONTROL: LIGHT SWITCH	120V/1Ø 0.35 AMPS	
EF-6	IN-LINE EXHAUST FAN: 1500 CFM @ 2.0" TSP. GREENHECK BSQ - 160HP OR APPROVED.	120V/1Ø 1HP	
EF-6A	IN-LINE EXHAUST FAN: 950 CFM @ 2.0" TSP. GREENHECK BSQ - 140HP OR APPROVED.	120V/1Ø 3/4HP	
EF-7	BEAUTY ROOM: CEILING MOUNTED EXHAUST FAN: 350 CFM @ 0.1" S.P., WITH GRILLE AND BACK DRAFT DAMPER. REVERSOMATIC QCF400 + REVERSOMATIC FF - FIRE DAMPER. CONTROL: INTERLOCK WITH PTAC BY RELAY	120V/1Ø 1.6 AMPS	
EF-8	LAUNDRY, GYM AND FIRST FLOOR CORE TOILETS: CEILING MOUNTED EXHAUST FAN: 150 CFM @ 0.1" TSP, WITH GRILLE BACK DRAFT DAMPER. REVERSOMATIC CF225 + FF - FIREFIGHTER FIRE DAMPER. CONTROL: LIGHT SWITCH	120V/1Ø 1.4 AMPS	
EF-9	ATTIC VENTILATOR-AIR VENT MODEL POWER COOL PLUS12, RATED 1170 CFM UNIT ROOF MOUNTED W/ TEMP. AND HUMIDITY CONTROL. (SEE DETAIL #8/E2.2 FOR WIRING). WALL-MOUNTED-WHISPER COOL PLUS APGH-PREMIUM PLUS GABLE-MOUNT W/ AUTOMATIC SHUTTER.	120V/1Ø 1/12 HP	
EF-10	IN-LINE EXHAUST FAN: 900 CFM @ 1.5" TSP. GREENHECK BSQ - 130HP OR APPROVED.	120V/1Ø 3/4HP	
SF-1	ROOM TO ROOM FAN, BROAN 512, 90 CFM	120V, 0.5 AMP	
DS-1A	OUTDOOR CONDENSING UNIT: MATCH WITH DS-1B INDOOR UNIT. DAIKIN RXN12KEVJU.	208V/1Ø 15 MOCOP SINGLE POINT CONNECTION 5.1 FLA	
DS-1B	INDOOR SPLIT SYSTEM: 12 MBH COOLING, 13.5 MBH HEATING. WALL MOUNTED WIRELESS REMOTE: FTN12KEVJU. CONNECTION TO DS-1A BY EQUIPMENT MANUFACTURER.		
DS-2	OUTDOOR CONDENSING UNIT: DAIKIN VRV-III-S RXYM048PAVJU. 48 MBH COOLING / 54 MBH HEATING.	208V/1Ø 30 MOCOP	
DS-2A	INDOOR UNIT: DAIKIN FXMQ15PAVJU: 15 MBH COOLING / 17 MBH HEATING. PROVIDE BRC1E72 THERMOSTAT.	208V/1Ø 15 MOCOP	
DS-2B	INDOOR UNIT: DAIKIN FXMQ15PAVJU: 15 MBH COOLING / 17 MBH HEATING. PROVIDE BRC1E72 THERMOSTAT.	208V/1Ø 15 MOCOP	
DS-2C	INDOOR UNIT: DAIKIN FXMQ15PAVJU: 15 MBH COOLING / 17 MBH HEATING. PROVIDE BRC1E72 THERMOSTAT.	208V/1Ø 15 MOCOP	
DS-2D	INDOOR UNIT: DAIKIN FXMQ15PAVJU: 15 MBH COOLING / 17 MBH HEATING. PROVIDE BRC1E72 THERMOSTAT.	208V/1Ø 15 MOCOP	
DS-3	OUTDOOR CONDENSING UNIT: DAIKIN VRV-III-S RXYM048PAVJU. 48 MBH COOLING / 54 MBH HEATING.	208V/1Ø 30 MOCOP	
DS-3A	INDOOR UNIT: DAIKIN FXMQ15PAVJU: 15 MBH COOLING / 17 MBH HEATING. PROVIDE BRC1E72 THERMOSTAT.	208V/1Ø 15 MOCOP	
DS-3B	INDOOR UNIT: DAIKIN FXMQ15PAVJU: 15 MBH COOLING / 17 MBH HEATING. PROVIDE BRC1E72 THERMOSTAT.	208V/1Ø 15 MOCOP	
DS-3C	INDOOR UNIT: DAIKIN FXMQ15PAVJU: 15 MBH COOLING / 17 MBH HEATING. PROVIDE BRC1E72 THERMOSTAT.	208V/1Ø 15 MOCOP	
DS-3D	INDOOR UNIT: DAIKIN FXMQ15PAVJU: 15 MBH COOLING / 17 MBH HEATING. PROVIDE BRC1E72 THERMOSTAT.	208V/1Ø 15 MOCOP	
FCU-1	INDOOR FAN COIL UNIT: FIRST COMPANY 60PHYX 1800 CFM AT 0.4" ESP. PROVIDE DRAIN PAN. CONDENSATE ROUTED TO FLOOR SINK AT ICE MAKER.	208V/1Ø 15 MOCOP	
EDH-1	PROVIDE 5KW UL LISTED OR CSA LISTED ELECTRIC DUCT HEATER. CONTROLS: INTERLOCKED WITH FCU-1 THERMOSTAT FOR AUXILIARY HEAT: INDEECO OPEN COIL DUCT HEATER WITH 0.025" ESP AT 720 FPM AIR VELOCITY.	208V/3Ø 20 MOCOP	
FCU-2	INDOOR FAN COIL UNIT: FIRST COMPANY 60PHYX 1800 CFM AT 0.4" ESP. PROVIDE DRAIN PAN. CONDENSATE ROUTED TO JANITOR SINK.	208V/1Ø 15 MOCOP	
CU-1	OUTDOOR CONDENSING UNIT: MATCH WITH F-1 SYSTEM. CARRIER 38HDR. COOLING CAPACITY: 36,000 BTU WITH 13 SEER RATING.	208V/3Ø 13.0 MCA 20 MOCOP	
CU-2	OUTDOOR CONDENSING UNIT: MATCH WITH FCU-1 SYSTEM. CARRIER 38HDR. COOLING CAPACITY: 60,000 BTU EACH WITH 13 SEER RATING.	208V/3Ø 17.9 MCA 25 MOCOP	
CU-3	OUTDOOR CONDENSING UNIT: MATCH WITH FCU-2 SYSTEM. CARRIER 38HDR. COOLING CAPACITY: 60,000 BTU EACH WITH 13 SEER RATING.	208V/3Ø 17.9 MCA 25 MOCOP	
F-1	GAS FIRED FURNACE: 1,200 CFM @ 0.8" E.S.P. 265 CFM OSA. PROVIDE 2-POSITION OSA DAMPER TO OPEN WHEN FURNACE IS BLOWER MOTOR IS OPERATING. MINIMUM COOLING 36 MBH, 40.8 MBH SENSIBLE. MINIMUM HEATING OUTPUT 75 MBH. 92% AFUE MIN. CARRIER 59SP2A80-16	115V/1Ø 9.9 MCA 15 MOCOP	
CD-3	6X6 CEILING MOUNTED CONSTANT AIR REGULATOR WITH FACTORY RADIANT DAMPER. SEE DRAWINGS FOR 4"Ø AT 50 CFM AND 3"Ø AT 25 CFM.		

DESIGN TEMPERATURE: OUTSIDE DESIGN TEMPERATURE 85°F; ENT DB/WB = 84.9°F/71.3°F - LGV DB/WB = 54.9°F/63.8°F.

ALL OUTDOOR EQUIPMENT SHALL BE PROVIDED WITH SEA COAST PROTECTION OPTION: THIS INCLUDES BUT NOT LIMITED TO ALL EXPOSED AC UNITS, EXHAUST FANS, CONDENSERS, AND PTAC (SEACOAST TRIPLE PROTECTION).



NOTE: PENETRATIONS OF AREA SEPERATION WALLS SHALL BE PROTECTED WITH THROUGH-PENETRATION FIRE STOPS AND MEMBRANE PENETRATION FIRE STOPS

**lenity architecture**  
3150 Veneta Court SE, Salem, Oregon 97302  
PHONE (503) 586-7401

**COLSON AND COLSON**  
GENERAL CONTRACTOR, INC.  
2280 MCGILCHRIST STREET SE, SUITE 200  
SALEM, OREGON, 97302  
PHONE (503) 586-7401

**PORTLAND RETIREMENT RESIDENCE**  
802 OCEAN AVE. PORTLAND, MAINE 04103

**HVAC DETAILS AND SCHEDULES**

DATE: 8/28/2015  
REVISED DATE: 9/22/2015

**SHEET M4.2**