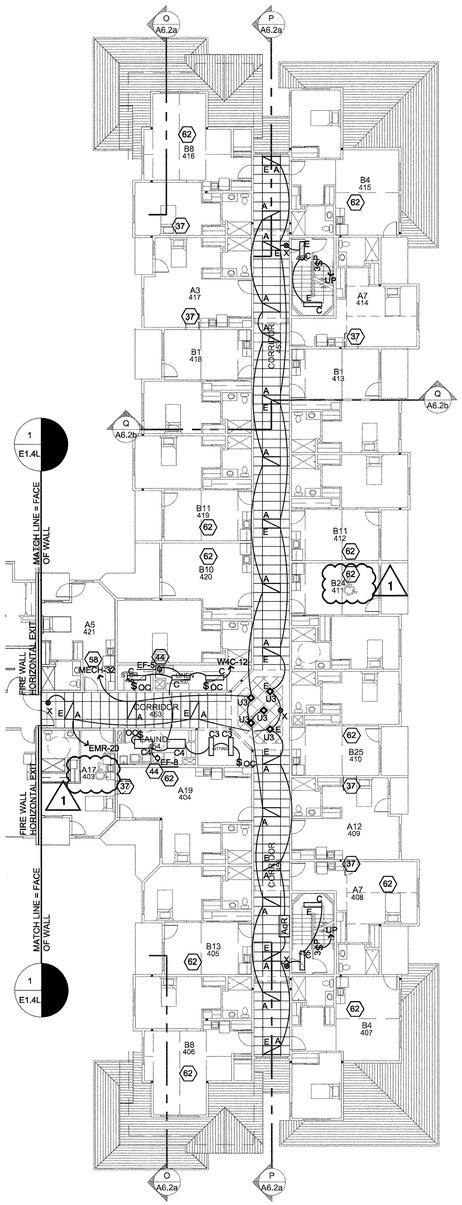

4 FOURTH FLOOR - LIGHTING

E1.5L SCALE: 1/16" = 1'-0"

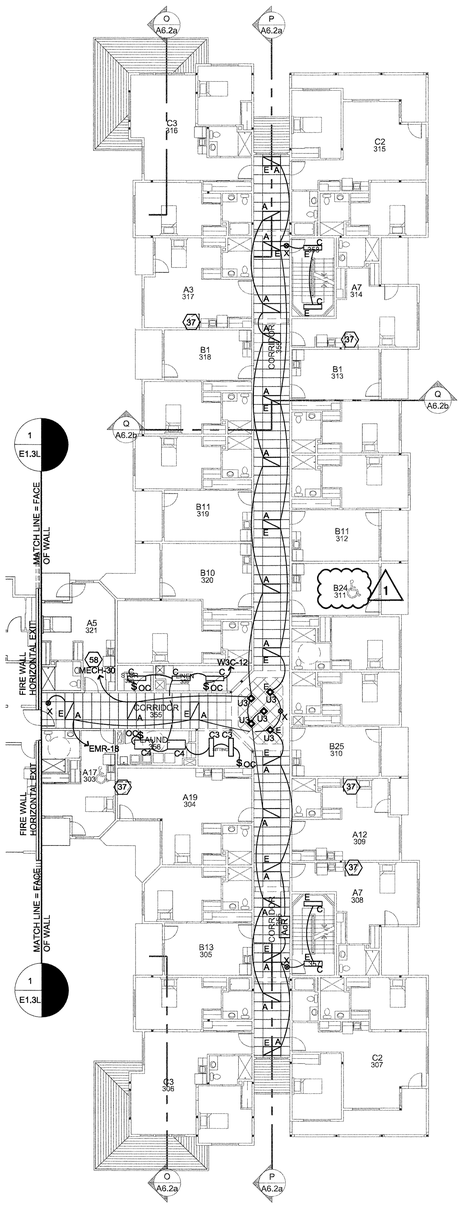

3 THIRD FLOOR - LIGHTING

E1.5L SCALE: 1/16" = 1'-0"

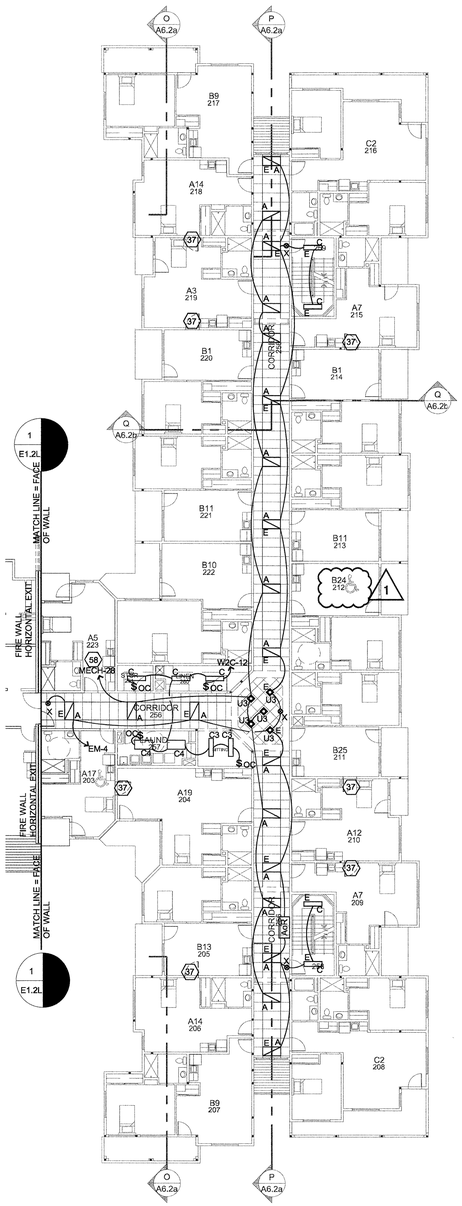

2 SECOND FLOOR - LIGHTING

E1.5L SCALE: 1/16" = 1'-0"

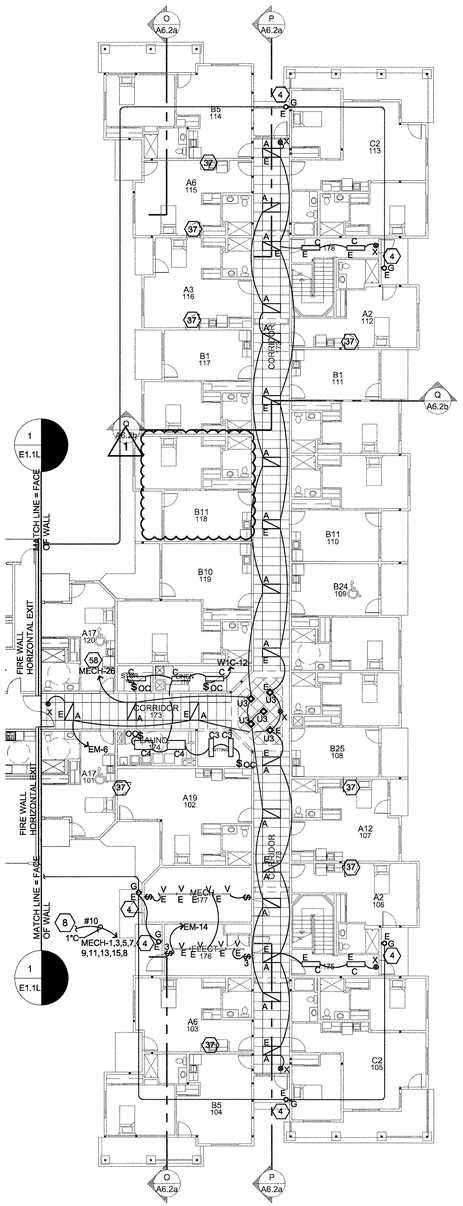

1 FIRST FLOOR - LIGHTING

E1.5L SCALE: 1/16" = 1'-0"

ELECTRICAL MOUNTING HEIGHTS

ITEM:	HEIGHT A.F.F. TO CENTER LINE:
THERMOSTATS	48"
DOOR HOLDERS	75" TO CENTER
EMERGENCY CALL	40"
SPEAKERS & PULL STATIONS	42"
WALL LIGHTS IN CORRIDORS	80" TO CENTER LINE
EXTERIOR WALL LIGHTS	96" TO CENTER LINE (U.N.O.)
OUTLETS (COMMON AREAS)	17"
OUTLETS (SUITE AREAS)	24"
LIGHT SWITCH	44"
COUNTER OUTLETS	44" TO BOTTOM
STAIR LIGHTS	2" TO BOTTOM, ABOVE TREAD
ELECTRICAL PANEL	80" TO TOP OF PANEL
BATHROOM WALL VANITY LIGHT	6'-11" TO CENTER (SEE NOTE #1)

NOTES:

1. CENTER OVER CABINET BASE PROVIDE BACKING IF REQUIRED.
2. INFORMATION SHOWN FOR REFERENCE. CONFORM TO ARCH, ADA, AND CODE REQUIREMENTS.

ELECTRICAL LEGEND

	RECESSED FLUORESCENT LIGHT FIXTURE
	SURFACE MOUNT FLUORESCENT LIGHT FIXTURE
	OPEN CHANNEL FLUORECENT, TYPE INDICATED
	WALL MOUNT FIXTURE, TYPE INDICATED
	SURFACE MOUNT OR CHAIN HUNG FIXTURE, TYPE INDICATED
	RECESSED FIXTURE, TYPE INDICATED
AoR	AREA OF RESCUE SIGN - SEE LIGHTING SCHEDULE
	EXIT LIGHT, DIRECTIONAL ARROWS AS INDICATED. WIRE ALL EXIT LIGHTS TO NEAREST EM. LIGHT CIRCUIT.
$ $ $ $ SC	S.P.S.T., SWITCH, DIMMER SWITCH, FAN SPEED CONTROL SWITCH
$3 $4 $5 $K	3-WAY SWITCH, PILOT LIGHT SWITCH, KEYED SWITCH
$OC	AUTOMATIC WALL SWITCH
	DUPLEX RECEPTACLE, SPLIT WIRED WITH 1/2 SWITCHED, ABOVE COUNTER
	DOUBLE DUPLEX (TWO) DUPLEX RECEPTACLE
	FLOOR BOX RECEPTACLE
	208V, 1P RECEPTACLE - 20A EXCEPT WHEN NOTED
	THROUGH WALL PTAC UNIT. SEE MECHANICAL.
	DISCONNECT SWITCH
F	FUSED DISCONNECT SWITCH
T	TRANSFORMER
PNL W1A	ELECTRICAL PANEL OR ENCLOSURE, DESIGNATION NOTED
	ELECTRICAL MOTOR LOAD
C	CONTROL CABLE
	SPECIAL RECEPTACLE
TV	TELEVISION SIGNAL CONNECTION
	TELEPHONE CONNECTION
EP	EMERGENCY PULL SWITCH
T	THERMOSTAT
TS	TIMESWITCH
	TRANSFORMER
	CEILING MOUNTED OCCUPANCY SENSOR
J	JUNCTION BOX
E	"E" INDICATES WIRING TO EMERGENCY POWER. SEE SCHEDULE ON E2.1.
WP	WEATHER PROOF
GFI	GROUND FAULT CURRENT INTERRUPTING RECEPTACLE
CVO	CONVENIENCE OUTLET

SEE E1.1L FOR ELECTRICAL KEYED NOTES AND GENERAL NOTES.

STATE OF MAINE
Robert J Hazlelton
19622
LICENSED
PROFESSIONAL ENGINEER
2-3-16

lenity architecture
3150 Kettle Court SE, Salem, Oregon 97301
p 503 399 1090 f 503 399 0565 w lenityarchitecture.com

COLSON AND COLSON GENERAL CONTRACTOR, INC.
2280 McGILCHRIST STREET SE, SUITE 200
SALEM, OREGON, 97302
PHONE (503) 586-7401

PORTLAND RETIREMENT RESIDENCE
802 OCEAN AVE. PORTLAND, MAINE 04103

WING 'B' LIGHT/REF. CLG. PLAN

©2015 Lenity Architecture

DATE	8/28/2015
REVISED DATE	1 9/22/2015
SHEET	E1.5L

save:9/24/2015 1:15 PM bartlo pw:\\ap\work\rrm-portland\elec\ref-light.dwg E1.5L