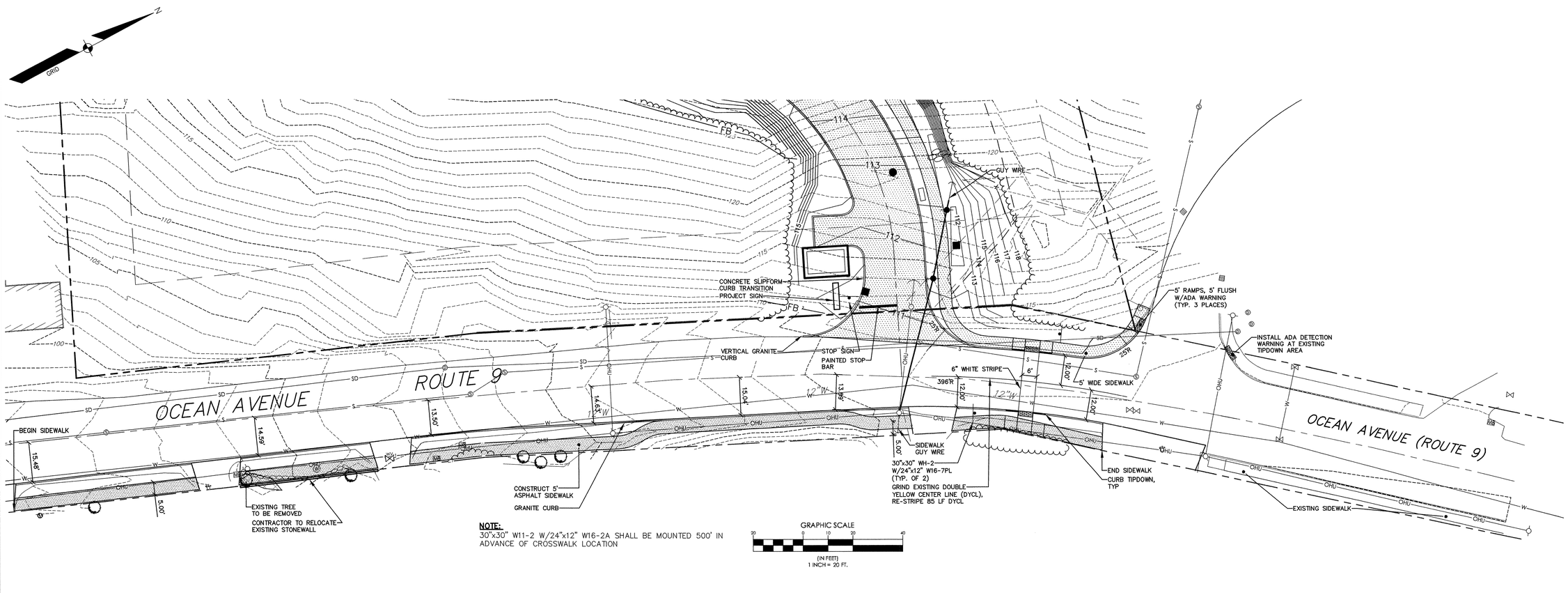

NOTE:
30"x30" W11-2 W/24"x12" W16-2A SHALL BE MOUNTED 500' IN ADVANCE OF CROSSWALK LOCATION

GRAPHIC SCALE
(IN FEET)
1 INCH = 20 FT.

NOTES:

1. EXISTING MONUMENTATION SHALL BE PROTECTED AND REMAIN UNDISTURBED DURING CONSTRUCTION. ANY ALTERATION TO MONUMENTATION AS NECESSARY TO ACCOMMODATE CONSTRUCTION SHALL BE COORDINATED WITH CITY OF PORTLAND ENGINEERING DIVISION AND IN CONFORMANCE WITH CITY OF PORTLAND TECHNICAL STANDARDS.

2. WHERE LEDGE REMOVAL IS NECESSARY TO ACCOMMODATE SIDEWALK CONSTRUCTION, LEDGE SHALL BE REMOVED SUCH THAT A MINIMUM CLEARANCE OF 2-FEET IS PROVIDED AT THE BACK EDGE OF SIDEWALK, AS MEASURED ALONG THE SIDEWALK SURFACE.

3. UTILITY INFORMATION DEPICTED HEREON IS COMPILED USING PHYSICAL EVIDENCE LOCATED IN THE FIELD. UTILITIES DEPICTED HEREON MAY NOT NECESSARILY REPRESENT ALL EXISTING UTILITIES. CONTRACTORS NEED TO CONTACT DIG-SAFE SYSTEMS, INC. (1-888-DIG-SAFE) AND FIELD VERIFY EXISTING UTILITIES PRIOR TO CONSTRUCTION.

4. CONTRACTOR SHALL NOT IMPACT ANY WETLANDS.

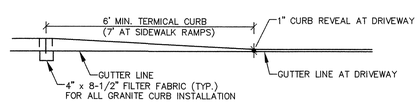

TERMINAL CURB PROFILE

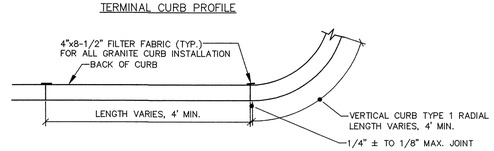

VERTICAL GRANITE CURB PLAN VIEW

LEGEND

EXISTING		PROPOSED
	PROPERTY LINE/R.O.W.	
	ABUTTER LINE/R.O.W.	
	SETBACK	
	CENTERLINE	
	IRON PIPE/ROD	
	BUILDING	
	EDGE PAVEMENT	
	CURB LINE	
	RETAINING WALL	
	DECIDUOUS TREE	
	SIGN	
W	WATER	
	WATER GATE VALVE	
	WATER SHUT OFF	
	HYDRANT	
	WATER MANHOLE	
S	SANITARY SEWER	
	SANITARY MANHOLE	
SD	STORM DRAIN	
	DRAINAGE MANHOLE	
	CATCH BASIN	
OHU	OVERHEAD UTILITY	
	UTILITY POLE	

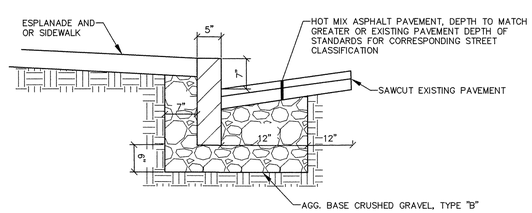

VERTICAL GRANITE CURB CROSS SECTION

VERTICAL GRANITE CURB INSTALLATION IN EXISTING STREETS

NOT TO SCALE

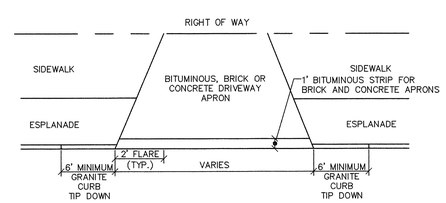

DRIVEWAY APRON LAYOUT

NOT TO SCALE

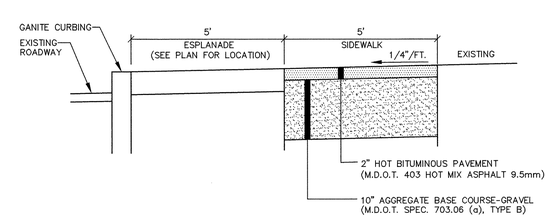

BITUMINOUS SIDEWALK

NOT TO SCALE

STATE OF MAINE
ROBERT A. MOREAU
No. 6561
LICENSED
PROFESSIONAL ENGINEER
1-22-16

DESIGNED	CHECKED
PDO	RAM

REV.	BY:	DATE:	STATUS:
D	RAM	1-22-16	RESPONSE TO CITY CONDITIONS OF APPROVAL
C	RAM	11-20-15	RESPONSE TO CITY COMMENTS
B	RAM	10-30-15	RESPONSE TO CITY COMMENTS
A	RAM	9-18-15	PLAN SUBMISSION TO CITY OF PORTLAND

THIS PLAN SHALL NOT BE MODIFIED WITHOUT WRITTEN PERMISSION FROM SEBAGO TECHNICS, INC. ANY ALTERATIONS, MODIFICATIONS OR OTHERWISE, SHALL BE AT THE USER'S SOLE RISK AND WITHOUT LIABILITY TO SEBAGO TECHNICS, INC.

SEBAGO TECHNICS
WWW.SEBAGOTECHNICS.COM
75 John Roberts Rd. Suite 1A South Portland, ME 04106 Tel: 207-200-2100
250 Goddard Rd. Suite B Lewiston, ME 04240 Tel: 207-795-5535

OCEAN AVENUE SIDEWALK PLAN
OF:
PORTLAND RETIREMENT RESIDENCE
802 OCEAN AVENUE
PORTLAND, ME
FOR:
HAWTHORN DEVELOPMENT GROUP, LLC
9310 NE VANCOUVER MALL DR., STE200
VANCOUVER, WA 98662-8210

14432OCEAN SIDEWALK.dwg, TAB:OCEAN AVE SIDEWALK

PROJECT NO.	SCALE
14432	1" = 20'