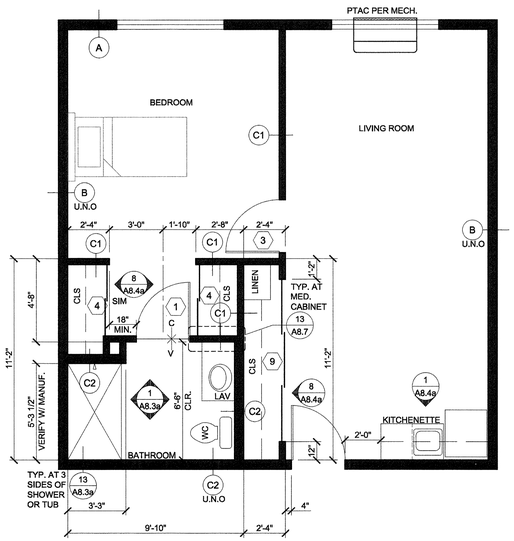

1 B6

SCALE: 1/4"=1'-0"

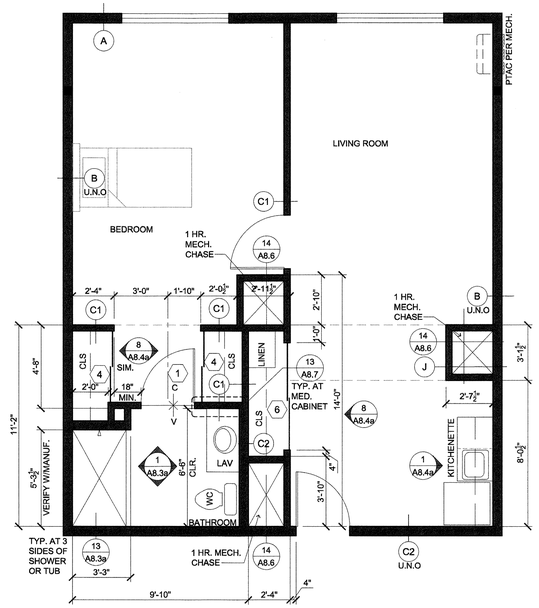

2 B7

SCALE: 1/4"=1'-0"

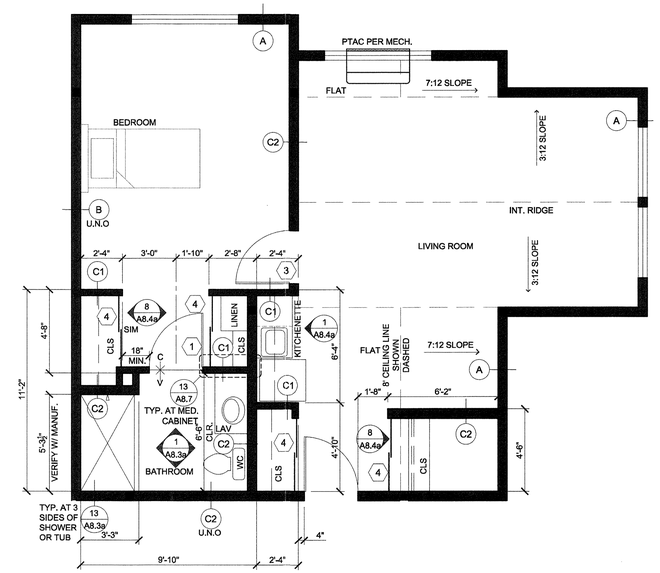

3 B8

SCALE: 1/4"=1'-0"

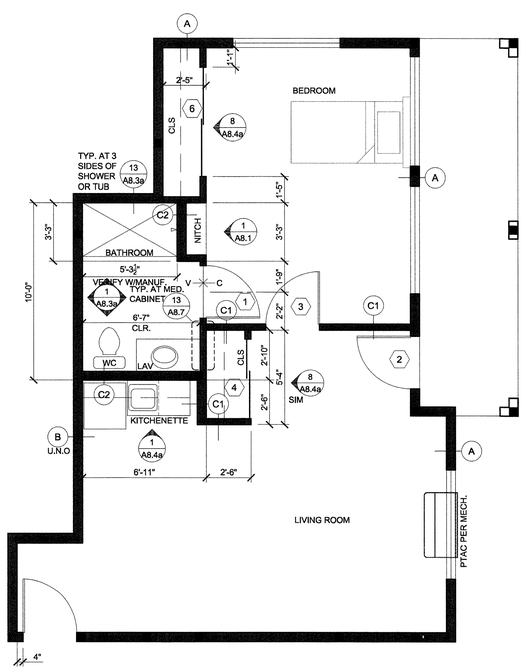

4 B9

SCALE: 1/4"=1'-0"

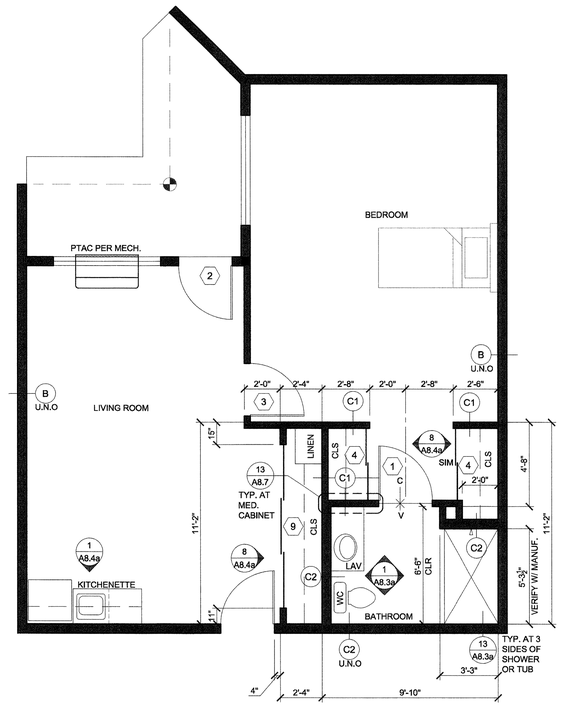

5 B10

SCALE: 1/4"=1'-0"

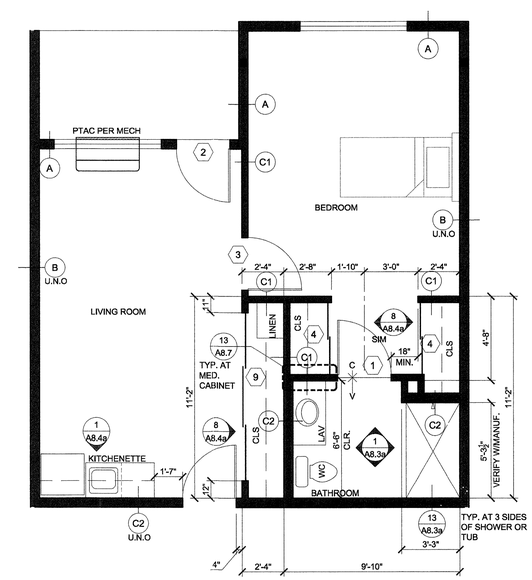

6 B11

SCALE: 1/4"=1'-0"

GENERAL NOTES:

1. REFER TO 2/A8.3a FOR TYPICAL SUITE BATH LAYOUT.
2. FRAME AND WIRE FOR FUTURE PTAC RECEPTACLE ON RIGHT SIDE OF BASEBOARD LOCATION. TO REPLACE BASEBOARD IN "C" UNIT SPARE BEDROOMS.
3. REFER TO PLUMBING DETAILS & GENERAL NOTES / SPECIFICATIONS ON SHEET M2.2 FOR FIRE BARRIER.
4. REFER TO PLUMBING DETAILS ON SHEETS M2.1 & M2.2.
5. 1 1/2" GYP. CRETE FLR. COVERING AT UNIT BATHROOMS TYPICAL ALL UNITS. TRANSITION TO 1" AT CENTER OF DOOR.
6. PROVIDE DRYWALL EXPANSION JOINTS AT CORRIDOR FACE OF ALL COMMON DOORS AND INTERIOR DOOR JAMBS AT TOP FLOOR.

DOOR DESIGNATION SEE A8.2a

INTERIOR ELEV. SEE A8.3a, A8.3b & A8.4

DESIGNATES WALL TYPES SHOWN ON COVER SHEET & A7.1

NOTE: REFER TO A3 SHEETS FOR WINDOW IDENTIFICATION.

WALL TYPE "B" AT ALL STORAGE AND LAUNDRY ROOMS

NOTE: SEE E5 SHEETS FOR ELECTRICAL LAYOUTS AND M3 SHEET FOR MECH. LAYOUTS OF SUITES

ALL UNITS OTHER THAN THOSE IDENTIFIED AS WHEELCHAIR ACCESSIBLE ARE TO BE ADAPTABLE PER FAIR HOUSING ACT/ADA WITH SHOWER ACCESSIBLE CONVERTIBLE SUITES

SUITE PLANS

SCALE: 1/4"=1'-0"

REGISTERED ARCHITECT DANIEL ROACH No. 3526 STATE OF MAINE

lenity architecture
3150 Kettle Court SE, Salem, Oregon 97301
p 503 399 1090 f 503 399 0565 w lenityarchitecture.com

COLSON AND COLSON GENERAL CONTRACTOR, INC.
2280 McGILCHRIST STREET SE, SUITE 200
SALEM, OREGON, 97302
PHONE (503) 586-7401

PORTLAND RETIREMENT RESIDENCE
802 OCEAN AVE. PORTLAND, MAINE 04103

SUITE PLANS

©2015 Lenity Architecture

DATE 8/28/2015

REVISED DATE

SHEET A5.6

save:8/27/2015 5:25 PM kristinam plot:8/28/2015 9:26 AM kristinam file:z:\revit\rcrmns-portland\archi\a2 suite plans.dwg A5.6