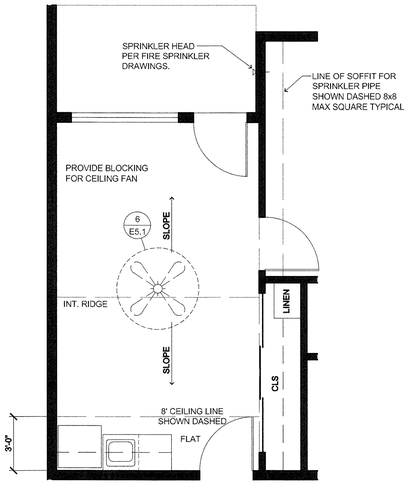

8 TYPICAL B-UNIT
(WITH CEILING VAULT)
SCALE: 1/4"=1'-0"
T:/06FINISH/250GYPBD/09250636

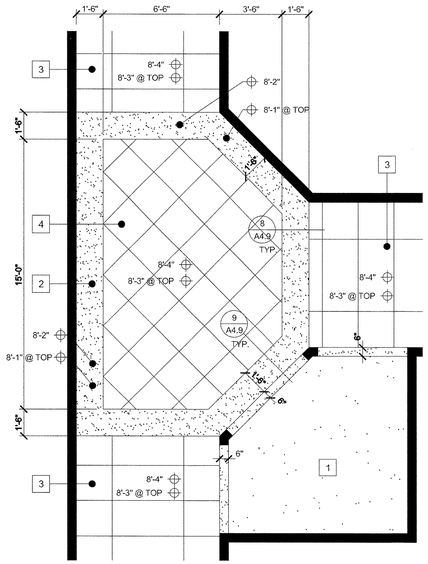

(AT LOWER FLOOR)

6 ENLARGED CEILING PLANS
(SOFFIT AT WING TEE INTERSECTION)
SCALE: 1/4" = 1'-0"
S:/HAWTHORN/STANDARD/CORE/SUITES/_FP/FP-TEE-CLG

CEILING KEYNOTES

NOTE: ALL ASSEMBLIES OF FIRE RATED CONSTRUCTION ARE TO BE FOLLOWED BY ASSEMBLIES ON SHEET A7.1a / A7.1b

1	TYPE 1-	GYP. BD. CEILING APPLIED UNDERSIDE OF FRAMING, TAPE / TEXTURE FOR PAINT, SEE FINISH SCHEDULE FOR PAINT COLOR AND FINISH TEXTURE
2	TYPE 2-	GYP. BD. CEILING APPLIED TO DROP SOFFIT FRAMING, TAPE / TEXTURE FOR PAINT, SEE FINISH SCHEDULE FOR PAINT COLOR AND FINISH TEXTURE
3	TYPE 3-	2x4 ARMSTRONG SECOND LOOK ANGLED TEGULAR HEAVY DUTY SUSPENDED CEILING TILE, SEE DETAIL 19/A8.5 FOR ADDITIONAL INFORMATION.
4	TYPE 4-	2x2 ARMSTRONG SECOND LOOK ANGLED TEGULAR HEAVY DUTY SUSPENDED CEILING TILE, SEE DETAIL 19/A8.5 FOR ADDITIONAL INFORMATION.
5	TYPE 5-	CONTINUOUS VENTED VINYL SOFFIT, COLOR WHITE.
6	TYPE 6-	LINE OF SOFFIT FOR SPRINKLER PIPE SHOWN, 8x8 MAX SQUARE TYPICAL. SEE 8/A4.7.
7	TYPE 7-	MIRROFLEX - OLD WORLD - NEW ORLEANS- BERMUDA BRONZE 'N417
8	TYPE 8-	2x2 ARMSTRONG FINE FISSURED SQUARE LAY-IN SUSPENDED CEILING TILE. ITEM NO. 1713, COLOR - TECH BLACK.
9	TYPE 9-	WOOD STAINED CROWN MOLDING.
10	TYPE 10-	PAINT GRADE CROWN MOLDING.
11	TYPE 11-	EXPANSION JOINTS IN GYP. BD. CEILING
12	TYPE 12-	2x2 ARMSTRONG KITCHEN ZONE SUSPENDED CEILING TILE ITEM NO. 673. SEE DETAIL 19/A8.5 (SIM.) FOR ADDITIONAL INFORMATION.

CEILING LEGEND

— — — HVAC EQUIPMENT IN CEILING, SEE M3 SHEETS FOR SIZING INFORMATION

NOTE:
DIMENSIONS OF SOFFITS ON 1ST FLOOR ARE TAKEN FROM FINISH FLOOR. DIMENSIONS OF SOFFITS ON 2ND FLOOR AND ABOVE ARE TAKEN FROM TOP OF PLYWOOD.

NOTE:
SOFFITS CAN BE FRAMED USING METAL STUDS. CONTRACTORS OPTION.

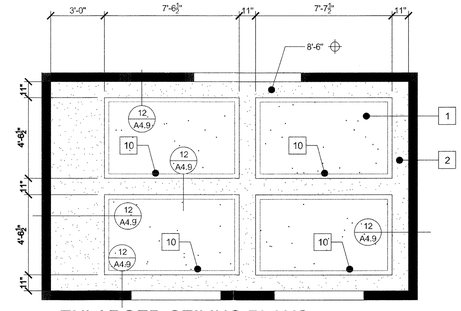

4 ENLARGED CEILING PLANS
(PRIVATE DINING ROOM)
SCALE: 1/4" = 1'-0"
S:/HAWTHORN/STANDARD/CORE/SUITES/_FP/FP-PRVT-DINING-CLG

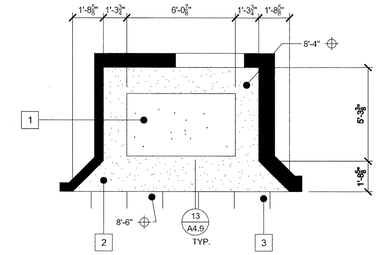

3 ENLARGED CEILING PLANS
(ELEVATOR)
SCALE: 1/4" = 1'-0"
S:/HAWTHORN/STANDARD/CORE/SUITES/_FP/FP-ELEV-CLG

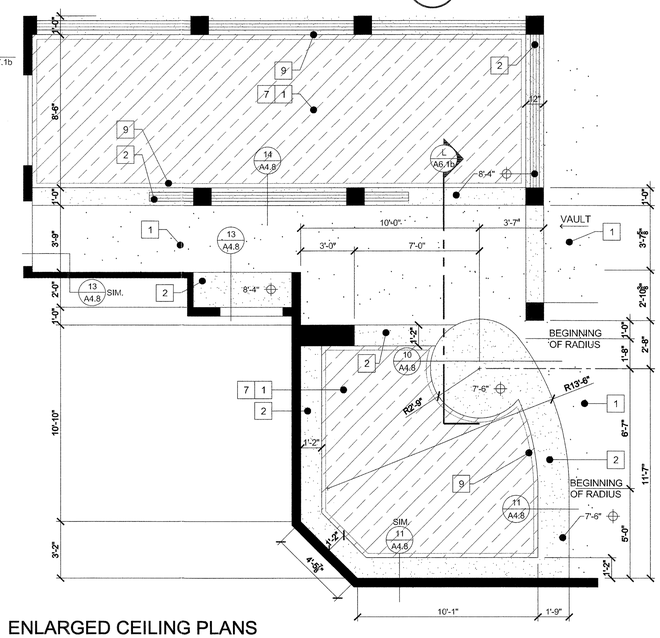

2 ENLARGED CEILING PLANS
(CAFE / BISTRO)
SCALE: 1/4" = 1'-0"
P:/HAWTHORN/ME-PORTLAND/SUITES/FP/FP-BISTRO-CLG

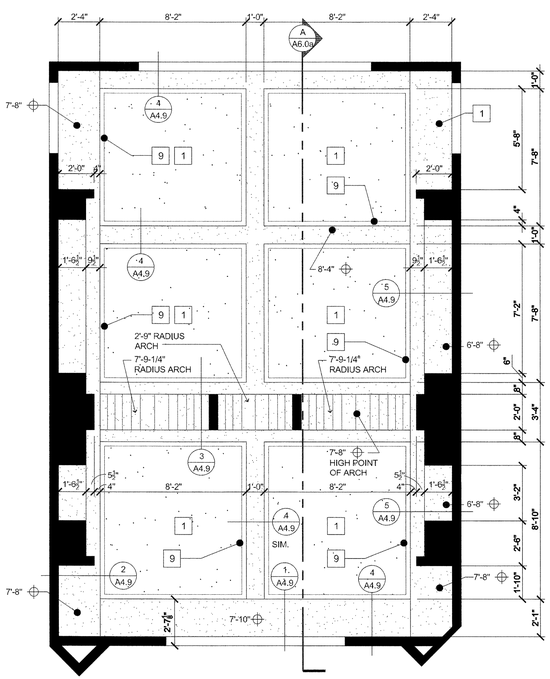

7 ENLARGED PLANS, ELEVATIONS
(READING ROOM)
SCALE: 1/4" = 1'-0"
S:/HAWTHORN/STANDARD/CORE/SUITES/_FP/FP-READING-2-CLG

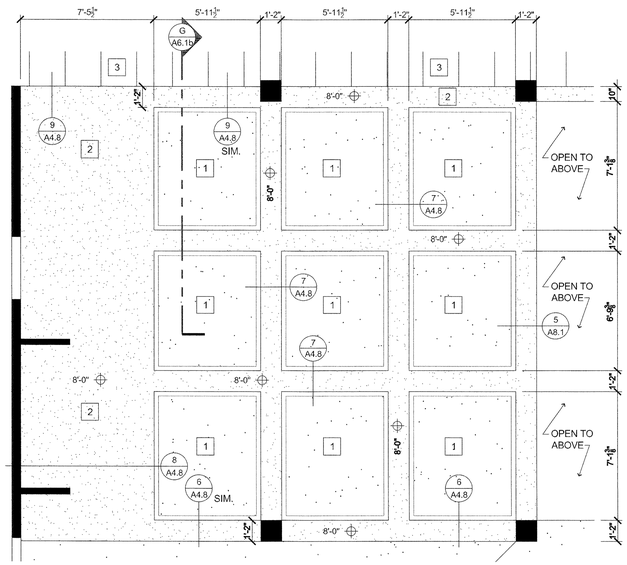

5 ENLARGED CEILING PLANS
(DINING ROOM)
SCALE: 1/4" = 1'-0"
S:/HAWTHORN/STANDARD/CORE/SUITES/_FP/4-FP-DINING-CLG

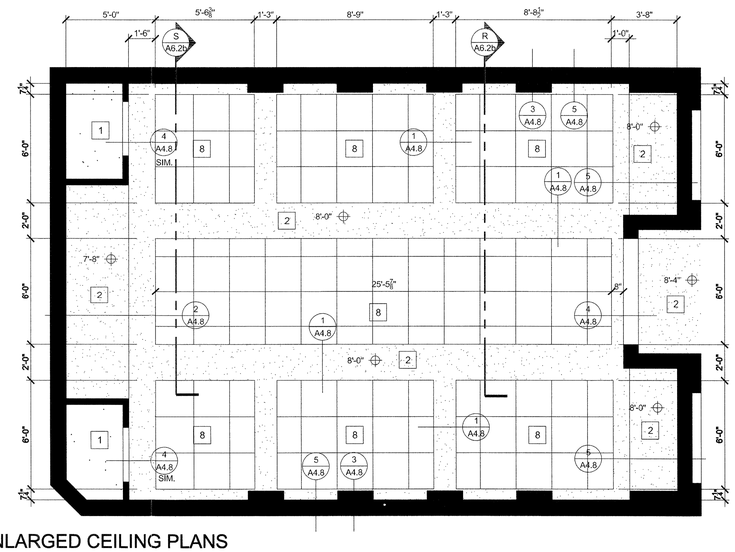

1 ENLARGED CEILING PLANS
(MEDIA ROOM)
SCALE: 1/4" = 1'-0"
S:/HAWTHORN/STANDARD/CORE/SUITES/_FP/4-FP-THEATER-CLG

REGISTERED ARCHITECT DANIEL ROACH No. 3526 STATE OF MAINE

lenity architecture
3150 Kettle Court SE, Salem, Oregon 97301
P 503 399 1090 F 503 399 0665 W lenityarchitecture.com

COLSON AND COLSON GENERAL CONTRACTOR, INC.
2260 MCGILCHRIST STREET SE, SUITE 200
SALEM, OREGON, 97302
PHONE (503) 586-7401

PORTLAND RETIREMENT RESIDENCE
802 OCEAN AVE. PORTLAND, MAINE 04103

ENLARGED CEILING PLANS

©2015 Lenity Architecture

DATE 8/28/2015
REVISED DATE
1 9/22/2015

SHEET
A4.7